

Responsive Management



PUBLIC OPINION ON FISH AND WILDLIFE MANAGEMENT ISSUES AND THE REPUTATION AND CREDIBILITY OF FISH AND WILDLIFE AGENCIES IN THE SOUTHEASTERN UNITED STATES

ARKANSAS

**Conducted for
The Southeastern Association of Fish and Wildlife Agencies
Under Multistate Conservation Grant VA M-10-R
Awarded by the U.S. Fish and Wildlife Service**



**by Responsive Management
2005**

**PUBLIC OPINION ON FISH AND WILDLIFE
MANAGEMENT ISSUES AND THE REPUTATION AND
CREDIBILITY OF FISH AND WILDLIFE AGENCIES IN
THE SOUTHEASTERN UNITED STATES**

ARKANSAS

2005

Responsive Management National Office

Mark Damian Duda, Executive Director
Peter E. De Michele, Ph.D., Director of Research
Martin Jones, Research Associate
Andrea Criscione, Research Associate
Chad Craun, Research Associate
Tim Winegord, Survey Center Manager
Alison Lanier, Business Manager
Steven J. Bissell, Ph.D., Qualitative Research Associate
James B. Herrick, Ph.D., Research Associate

130 Franklin Street
Harrisonburg, VA 22801
Telephone: 540/432-1888 Facsimile: 540/432-1892
E-mail: mark@responsivemanagement.com
www.responsivemanagement.com

Acknowledgements

Responsive Management would like to thank Corky Pugh of the Alabama Department of Conservation and Natural Resources, Wildlife & Freshwater Fisheries Division for his support and guidance on this project.

We would also like to thank Colonel Bob Brantly of the Southeastern Association of Fish and Wildlife Agencies; Scott Henderson of the Arkansas Game and Fish Commission; Ken Haddad of the Florida Fish and Wildlife Conservation Commission; Noel Holcomb of the Georgia Department of Natural Resources; Tom Bennett of the Kentucky Department of Fish and Wildlife Resources; Dwight Landreneau of the Louisiana Department of Wildlife and Fisheries; Paul Peditto of the Maryland Department of Natural Resources; Sam Polles of the Mississippi Department of Wildlife, Fisheries, and Parks; John Hoskins of the Missouri Department of Conservation; Charles Fullwood of the North Carolina Wildlife Resources Commission; Greg Duffy of the Oklahoma Department of Wildlife Conservation; John Frampton of the South Carolina Department of Natural Resources; Gary Myers of the Tennessee Wildlife Resources Agency; Bob Cook of the Texas Parks and Wildlife Department; Bill Woodfin of the Virginia Department of Game and Inland Fisheries; and Curtis Taylor of the West Virginia Department of Natural Resources for their support on this project.

Appreciation is also extended to Joe Addison and Ericka Shelton of the Alabama Department of Conservation and Natural Resources; Nancy Ledbetter of the Arkansas Game and Fish Commission; Kent Whittington, Bob Wattendorf, Darrell Scovell, and Darlyn Stockfisch of the Florida Fish and Wildlife Conservation Commission; Dan Forster and Beth Brown of the Georgia Department of Natural Resources; Lynne Garrison of the Kentucky Department of Fish and Wildlife Resources; Phillip Bowman of the Louisiana Department of Wildlife and Fisheries; Karina Blizzard of the Maryland Department of Natural Resources; David Thorne and Lorna Domke of the Missouri Department of Conservation; Dain Palmer and David Cobb of the North Carolina Wildlife Resources Commission; Alan Peoples and Andrea Crews of the Oklahoma Department of Wildlife Conservation; David Allen and Val Nash of the South Carolina Department of Natural Resources; Mike Berger, Ron George, Robin Riechers, Jerry Cooke, Mike Ray, Jon Purvis, Gene McCarty, Larry McKinney, David Riskind, and Ken Kurzawski of the Texas Parks and Wildlife Department; Barry Sumners of the Tennessee Wildlife Resources Agency; Charlie Sledd of the Virginia Department of Game and Inland Fisheries; and Steve Brown and Art Shomo of the West Virginia Department of Natural Resources for their input on this project.

EXECUTIVE SUMMARY

This study was conducted for the Southeastern Association of Fish and Wildlife Agencies (SEAFWA) to determine public opinion on fish and wildlife management issues and agency reputation and credibility. The study entailed a telephone survey of residents' attitudes toward and opinions on fish and wildlife management issues and the state's fish and wildlife agency in all 16 member states of the SEAFWA: Alabama, Arkansas, Florida, Georgia, Kentucky, Louisiana, Maryland, Mississippi, Missouri, North Carolina, Oklahoma, South Carolina, Tennessee, Texas, Virginia, and West Virginia. This report discusses the results of the survey in Arkansas.

For the survey, telephones were selected as the preferred sampling medium because of the universality of telephone ownership. The telephone survey questionnaire was developed cooperatively by Responsive Management and the SEAFWA, with input from Arkansas Game and Fish Commission staff. Interviews were conducted Monday through Friday from 9:00 a.m. to 9:00 p.m., Saturday noon to 6:00 p.m., and Sunday from 4:00 p.m. to 9:00 p.m., all local time. The survey was conducted in October-November 2004. Responsive Management obtained a total of 411 completed interviews in Arkansas.

The software used for data collection was Questionnaire Programming Language 4.1. The analysis of data was performed using Statistical Package for the Social Sciences software as well as proprietary software developed by Responsive Management. Throughout this report, findings of the telephone survey are reported at a 95% confidence interval. For the entire sample of adult Arkansas residents, the sampling error is at most plus or minus 4.83 percentage points.

AGENCY PERCEIVED TO BE RESPONSIBLE FOR MANAGING FISH AND WILDLIFE, AND AWARENESS AND KNOWLEDGE OF THAT AGENCY

- A majority of Arkansas residents (55%) could name the state agency, or a close derivative of the correct name, most responsible for managing and conserving fish and wildlife in Arkansas; nonetheless, a substantial percentage (45%) could not name the agency.
 - In a related question, after being informed that the Arkansas Game and Fish Commission is the agency responsible for managing fish and wildlife, 42% said that prior to the survey

they knew a great deal or moderate amount about the Arkansas Game and Fish Commission, while 56% said they knew a little or nothing.

SATISFACTION WITH/PERCEIVED BENEFITS PROVIDED BY/OPINIONS ON THE ARKANSAS GAME AND FISH COMMISSION

- A majority of Arkansas residents (71%) said that they were satisfied with the Arkansas Game and Fish Commission overall as a governmental agency in Arkansas; 7% were dissatisfied.
 - Among those who had contacted the Commission, 83% were satisfied with the contact.

- The general public most commonly said that the benefits provided by the Arkansas Game and Fish Commission are the conservation and protection of wildlife (29%), opportunities to fish (26%) and hunt (19%), and the conservation and protection of natural resources (17%).

- Respondents were read six statements, three with negative connotations and three with positive connotations, and they were asked to indicate whether they agreed or disagreed with each statement. Majorities agreed with all three positive statements (the Commission balances interests of anglers, hunters, conservation groups, and the general public; the Commission is doing enough to conserve the state's fish and wildlife populations; and scientific fish and wildlife methods serve as the primary guide of the work of the Commission). Although a majority agreed with one of the negative statements (the Commission primarily serves the interests of hunters and anglers), less than a majority agreed with the other two negative statements (the work of the Commission is primarily influenced by environmental and conservation groups, or the work is primarily influenced by politics).

RATINGS OF IMPORTANCE AND PERFORMANCE OF ARKANSAS GAME AND FISH COMMISSION PROGRAMS

- Arkansas residents were asked to rate the importance of 14 program areas of the Arkansas Game and Fish Commission; they were then asked to rate the performance of the Commission in the same program areas. The ratings were on a scale of 0 to 10, with 0 being unimportant/poor and 10 being important/excellent.

- All programs about which the survey asked were rated high in both importance and performance—above the midpoint of the ratings scale for all programs.

- The top program areas in importance (based on a ranking of the means) were providing opportunities for hunting safety education (mean of 9.08) and providing opportunities for boating safety education (9.06)—the only programs with means above 9.00. Also high in the ranking were enforcing fish and game laws (8.88) and conserving fish and wildlife habitat (8.82).
 - The lowest ranked program area was protecting residents from harm from wildlife (7.89).
 - The top ranked programs in a ranking of the percent giving a rating of 10 in importance were providing opportunities for hunting safety education (68.3% gave a rating of 10), protecting residents from diseases from wild animals (65.1%), providing opportunities for boating safety education (64.9%), and enforcing fish and game laws (62.8%).

- The top program areas in performance (based on a ranking of the means) were providing opportunities for recreational fishing (mean of 8.13), providing opportunities for legal hunting (7.97), and enforcing fish and game laws (7.78).
 - The lowest ranked program area was restoring native fish and wildlife species to the state (7.20).
 - The top ranked programs in a ranking of the percent giving a rating of 10 in performance were providing opportunities for recreational fishing (41.0% gave a rating of 10), providing opportunities for legal hunting (39.9%), providing opportunities for hunting safety education (37.5%), and enforcing fish and game laws (36.1%).

- There are several ways to compare the ratings. For all program areas, the mean importance rating exceeded mean performance rating. In two program areas, however, the importance mean exceeded the performance mean by more than 1.5 points, indicating that these program areas' performance is not commensurate with the importance placed on them: providing opportunities for hunting safety education (difference in means of 1.58) and providing opportunities for boating safety education (difference of 1.74).

- The second way to compare the importance and performance ratings is by looking at the percent who gave a rating of 10 for each. Four program areas had differences of more than 30 percentage points between the percent giving an importance rating of 10 and the percent giving a performance rating of 10: Providing opportunities for hunting safety education (percentage point difference of 30.8), protecting residents from diseases from wild animals (difference of 32.4), providing opportunities for boating safety education (difference of 30.9), and conserving fish and wildlife habitat (difference of 30.7).
- Finally, scatterplots with importance on one axis and performance on the other show that two program areas have low performance ratings relative to their importance ratings: providing opportunities for boating safety education and providing opportunities for hunting safety education.

CONTACTS WITH THE ARKANSAS GAME AND FISH COMMISSION

- A little more than a third of Arkansas residents (36%) have contacted the Arkansas Game and Fish Commission for information or assistance.
 - Most commonly that contact was by telephone.
 - Most commonly, those who contacted the Commission were seeking information about hunting (30% re: hunting in general, 14% for hunting license information) or fishing (22% in general, 8% for fishing license information).
- Among those who had contacted the Commission, 83% were satisfied with the contact, with most of those very satisfied, and a majority of those who had contacted the Commission (57%) indicated that they would be very or somewhat likely to contact the Commission for information or assistance in the future.

FUNDING FOR THE ARKANSAS GAME AND FISH COMMISSION, FISHING/HUNTING LICENSE FEES, AND USER FEES

- The top three answers that respondents gave when asked to say how the Commission is funded, all given by about a third of respondents, were hunting and fishing licenses and unspecified taxes. However, when all non-specific tax-related answers are considered together (unspecified taxes, general state taxes, general federal taxes), general taxes became

the top answer at 53%. Interestingly, only 3% named any of the important Federal Aid sources: excise taxes on hunting/fishing equipment and motorboat fuel.

- Those who consider themselves anglers or hunters were more likely than non-anglers/non-hunters to name fishing and hunting licenses as a source of funding for the Commission.
 - Those who consider themselves to be anglers or hunters were *not* less likely than non-anglers/non-hunters to name general taxes as a source of funding, but they were slightly more likely to name Federal Aid funding sources: excise taxes on hunting/fishing equipment and motorboat fuel.
- Majorities of all respondents think the current fees for hunting and fishing licenses are about the right amount, with hunters and anglers even more likely to say that fees are about the right amount.
- Majorities of respondents support increases in user fees, such as hunting and fishing licenses, to cover the costs of managing fish and wildlife, as well as if it means more opportunities for these activities.
- Finally, respondents were asked if they agree or disagree that the costs for managing fish and wildlife should be paid for with specific user fees, and a large majority (62%) agreed.

FISH AND WILDLIFE ISSUES FACING ARKANSAS

- Water quality/pollution (20%) was the top-named fish and wildlife issue facing Arkansas, followed closely by habitat loss (15%).

FISH AND WILDLIFE VALUES

- The top named wildlife value among the eight discussed in the survey was that Arkansas's water resources are safe and well protected, closely followed by that wildlife exists in Arkansas. The lowest on the ranking by percent naming the value as very important was that people have the opportunity to hunt in Arkansas, although a large majority still think the latter is important.

- Nearly half of respondents (48%) consider themselves anglers or fishermen, and slightly more than a third (34%) consider themselves hunters.
- When asked to name the two species groups that should have the highest priority for conservation funding in Arkansas, respondents most commonly (44%) said that all should have the same priority. Otherwise, birds (23%) was the top choice, followed by small mammals (16%). Similarly, when asked to name the two habitat types that should have the highest priority for conservation funding in Arkansas, a majority of respondents said that all should have the same priority; otherwise, lakes, rivers, and streams was the top answer (26%), followed by forest lands (19%).

OPINIONS ON WATER QUALITY AND QUANTITY ISSUES

- A large majority of respondents (69%) think that Arkansas's waters are healthy.
 - 20% think Arkansas's waters are unhealthy.
 - Anglers are more likely than non-anglers to think that Arkansas's waters are healthy.
- Despite that a majority of Arkansas residents feel that Arkansas's waters are healthy, a majority (53%) rate their concern for water quality at a "10," the highest level of concern.
 - 81% rated their concern for water quality higher than the mid-point of "5."
 - Industrial waste (31%) is perceived as the top factor contributing to water quality issues in Arkansas, followed by litter/trash (21%), agricultural runoff (17%), and wastewater treatment plants/sewage (14%).
- Arkansas residents also expressed high concern for water quantity, although not as high as for water quality: 45% rated their concern for water quantity at "10."
 - 71% rated their concern for water quantity higher than the mid-point of "5."
 - The major factors that are perceived as contributing to water quantity issues are drought (15%), agricultural use/irrigation (11%), industrial/commercial use (10%), and residential use, including lawn watering (10%).

- A large majority of Arkansas residents said their concern for water resources was for both people and fish/wildlife (75%). Nonetheless, more respondents said they were concerned about water resources for people (14%) than for fish/wildlife (5%).

OPINIONS ON THREATENED AND ENDANGERED WILDLIFE

- A little more than a fourth of respondents (27%) rated their concern for threatened and endangered species at “10,” the highest level of concern; a majority (63%) rated their concern higher than the mid-point of “5.”
 - A substantial percentage (18%) rated their concern neutral (at “5”).
 - Habitat loss and fragmentation together is seen as the top factor contributing to species becoming threatened or endangered in Arkansas; over-harvesting by legal hunters, trappers, and anglers is thought by some to contribute to species becoming threatened or endangered.

CHRONIC WASTING DISEASE

- A small percentage of Arkansas residents (16%) have heard a great deal or moderate amount about Chronic Wasting Disease in the past year.

NUISANCE WILDLIFE AND DEER-VEHICLE COLLISIONS

- Just less than a third of Arkansas residents (30%) have had problems with wild animals and/or wild birds within the past 2 years. The most common animals causing problems are raccoons, deer, opossums, skunks, armadillos, and squirrels. The most common types of problems are damage to yards or gardens, harm to pets, problems with garbage, and structural damage to the home.

- While the overwhelming majority of Arkansas residents (92%) have not experienced a vehicle collision with a deer, either as driver or passenger, 8% have experienced a collision, with 6% saying they had a collision while driving.

OPINIONS ON LAND USE AND FISH AND WILDLIFE MANAGEMENT

- Respondents were read six statements about land use and wildlife management and asked if they agreed or disagreed with them. The highest in agreement was that hunting and fishing

are part of scientific management of fish and wildlife populations, with which 86% agreed. Additionally, Arkansas residents showed deference for fish and wildlife habitat over human use of land: more respondents thought that the use and development of land should be restricted to protect fish and wildlife (75% agreed) than thought either that landowners should be allowed to develop their land regardless of its impact on wildlife (35% agreed) or that development for new home sites should take precedence over preserving wildlife habitat (21% agreed).

SOURCES OF INFORMATION ON FISH AND WILDLIFE AND CREDIBILITY OF SOURCES

- The Internet (33%) is the most popular source that Arkansas residents look to for information on fish, wildlife, and wildlife-related outdoor recreation, followed by magazines (14%), agency publications (14%), and newspapers (12%).
 - In a related finding, a majority of Arkansas residents (59%) access the Internet daily or sometimes; about a third (32%) say that they never access the Internet.

- When asked about the credibility of sources of information on fish and wildlife, the Arkansas Game and Fish Commission and its agents and biologists are perceived as highly credible relative to the eleven sources discussed in the survey. In general, government-sponsored sources are considered credible by greater percentages than are non-governmental sources.
 - The least credible include PETA, local environmental organizations, and local sportsmen's organizations. The only not-for-profit organization that has relatively high credibility is the National Wildlife Federation.

PARTICIPATION IN OUTDOOR ACTIVITIES

- The most popular outdoor recreation activities of Arkansas residents are feeding birds/other wildlife (60%), visiting a state or national park (55%), fishing (49%), and wildlife viewing (45%).
 - 49% freshwater fished, 5% saltwater fished, 30% hunted, and 3% trapped.
 - 27% motorboated, 18% canoed/kayaked, 8% went jetskiing, and 2% went sailing.
 - 32% went camping, with about a third of campers using an RV.

- Nearly half of respondents (48%) consider themselves anglers or fishermen, and slightly more than a third (34%) consider themselves hunters.

- A substantial percentage (38%) have attended an educational program that dealt with fish or wildlife at some time.

- Finally, three questions were asked regarding participation by any member of the household, including the respondent, in the past 5 years in fishing, hunting, and trip-taking to view wildlife: 72% said he/she or a household member had fished, 51% said he/she or a household member had hunted, and 46% said he/she or a household member had taken a trip to view wildlife in Arkansas in the past 5 years.

APPROVAL/DISAPPROVAL OF HUNTING, FISHING, AND TRAPPING

- Overwhelming majorities approve of legal hunting (90%) and legal, recreational fishing (94%). Somewhat less, but still a majority (58%), approve of legal, regulated trapping.

TABLE OF CONTENTS

Introduction and Methodology.....	1
Agency-Related Questions.....	4
Agency Perceived to Be Responsible for Managing Fish and Wildlife, and Awareness and Knowledge of that Agency	4
Satisfaction with/Perceived Benefits Provided by/Opinions on the Arkansas Game and Fish Commission	6
Ratings of Importance and Performance of Arkansas Game and Fish Commission Programs	19
Contacts with the Arkansas Game and Fish Commission.....	28
Funding for the Arkansas Game and Fish Commission, Fishing/Hunting License Fees, and User Fees	34
Fish and Wildlife Issues	42
Fish and Wildlife Issues Facing Arkansas	42
Fish and Wildlife Values.....	43
Opinions on Water Quality and Quantity Issues.....	58
Opinions on Threatened and Endangered Wildlife.....	69
Chronic Wasting Disease	72
Nuisance Wildlife and Deer-Vehicle Collisions	73
Opinions on Land Use and Fish and Wildlife Management	78
Sources of Information on Fish and Wildlife and Credibility of Sources.....	89
Participation in Outdoor Activities	112
Approval/Disapproval of Hunting, Fishing, and Trapping	125
Demographic Data.....	128
Additional Comments	140
Survey Instrument	141
About Responsive Management.....	200

INTRODUCTION AND METHODOLOGY

This study was conducted for the Southeastern Association of Fish and Wildlife Agencies (SEAFWA) to determine public opinion on fish and wildlife management issues and agency reputation and credibility. The study entailed a telephone survey of residents' attitudes toward and opinions on fish and wildlife management issues and the state's fish and wildlife agency in all 16 member states of the SEAFWA: Alabama, Arkansas, Florida, Georgia, Kentucky, Louisiana, Maryland, Mississippi, Missouri, North Carolina, Oklahoma, South Carolina, Tennessee, Texas, Virginia, and West Virginia. This report discusses the results of the survey in Arkansas that was conducted in conjunction with the Arkansas Game and Fish Commission (also referred to as the Commission). Specific aspects of the research methodology are discussed below.

For the survey, telephones were selected as the preferred sampling medium because of the universality of telephone ownership. In addition, a central polling site at the Responsive Management office allowed for rigorous quality control over the interviews and data collection. Responsive Management maintains its own in-house telephone interviewing facilities. These facilities are staffed by interviewers with experience conducting computer-assisted telephone interviews on the subjects of natural resources and wildlife-associated outdoor recreation. The telephone survey questionnaire was developed cooperatively by Responsive Management and the SEAFWA, with input from Commission staff. Responsive Management conducted a pre-test of the questionnaire, and revisions were made to the questionnaire based on the pre-test.

To ensure that the telephone survey data collected were of the highest quality, Responsive Management has interviewers who have been trained according to the standards established by the Council of American Survey Research Organizations. Methods of instruction included lecture and role-playing. The Survey Center Managers conducted project briefings with the interviewers prior to the administration of the survey. Interviewers were instructed on type of study, study goals and objectives, handling of survey questions, interview length, termination points and qualifiers for participation, interviewer instructions within the survey instrument, reading of the survey instrument, skip patterns, and probing and clarifying techniques necessary for specific questions on the survey instrument. The Survey Center Managers randomly

monitored telephone workstations without the interviewers' knowledge to evaluate the performance of each interviewer. After the surveys were obtained by the interviewers, the Survey Center Managers and/or statisticians edited each completed survey to ensure clarity and completeness.

Interviews were conducted Monday through Friday from 9:00 a.m. to 9:00 p.m., Saturday noon to 6:00 p.m., and Sunday from 4:00 p.m. to 9:00 p.m., all local time. A five-callback design was used to maintain the representativeness of the sample, to avoid bias toward people easy to reach by telephone, and to provide an equal opportunity for all to participate. When a respondent could not be reached on the first call, subsequent calls were placed on different days of the week and at different times of the day. The survey was conducted in October-November 2004. Responsive Management obtained a total of 411 completed interviews in Arkansas.

The software used for data collection was Questionnaire Programming Language 4.1 (QPL). The survey data were entered into the computer as each interview was being conducted, eliminating manual data entry after the completion of the survey and the concomitant data entry errors that may occur with manual data entry. The survey instrument was programmed so that QPL branched, coded, and substituted phrases in the survey based on previous responses to ensure the integrity and consistency of the data collection. The analysis of data was performed using Statistical Package for the Social Sciences software as well as proprietary software developed by Responsive Management.

Throughout this report, findings of the telephone survey are reported at a 95% confidence interval. For the entire sample of adult Arkansas residents, the sampling error is at most plus or minus 4.83 percentage points. This means that if the survey were conducted 100 times on different samples that were selected in the same way, the findings of 95 out of the 100 surveys would fall within plus or minus 4.83 percentage points of each other. Sampling error was calculated using the formula described below, with a sample size of 411 and a population size of 1,993,031 Arkansas residents 18 years of age and older.

Sampling error equation:

$$B = \left(\sqrt{\frac{N_p(.25)}{N_s} - .25} \right) (1.96)$$

Where: B = maximum sampling error (as decimal)

N_p = population size (i.e., total number of residents)

N_s = sample size

Derived from formula: p. 206 in Dillman, D. A. 2000. *Mail and Internet Surveys*. John Wiley & Sons, NY.

Note: This is a simplified version of the formula that calculates the maximum sampling error using a 50:50 split (the most conservative calculation because a 50:50 split would give maximum variation).

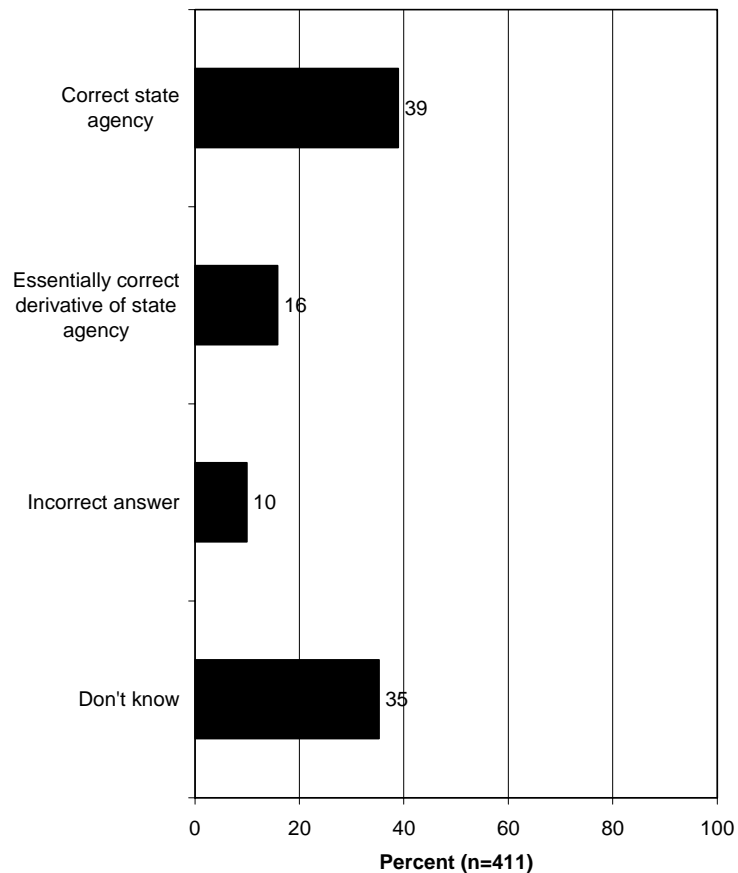
Note that some results may not sum to exactly 100% because of rounding. Additionally, rounding on the graphs may cause apparent discrepancies of 1 percentage point between the graphs and the reported results of combined responses (e.g., when “strongly support” and “moderately support” are summed to determine the total percentage in support).

AGENCY-RELATED QUESTIONS

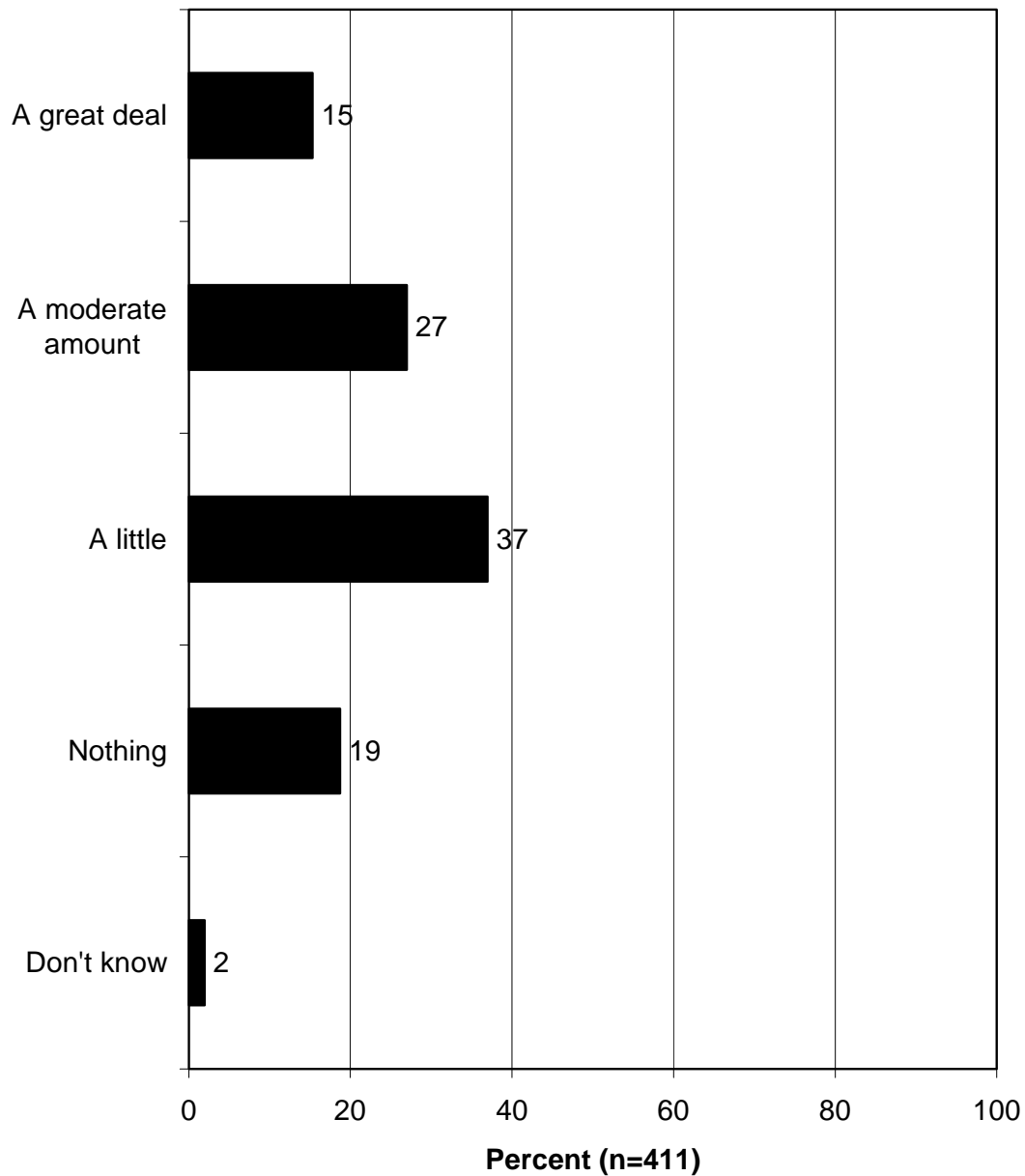
AGENCY PERCEIVED TO BE RESPONSIBLE FOR MANAGING FISH AND WILDLIFE, AND AWARENESS AND KNOWLEDGE OF THAT AGENCY

- A majority of Arkansas residents (55%) could name the state agency, or a close derivative of the correct name, most responsible for managing and conserving fish and wildlife in Arkansas; nonetheless, a substantial percentage (45%) could not name the agency.
 - In a related question, after being informed that the Arkansas Game and Fish Commission is the agency responsible for managing fish and wildlife, 42% said that prior to the survey they knew a great deal or moderate amount about the Arkansas Game and Fish Commission, while 56% said they knew a little or nothing.

Q18. Which one government agency would you say is most responsible for managing and conserving fish and wildlife in Arkansas?



Q19. The AR Game & Fish Commission is responsible for managing and conserving fish and wildlife in Arkansas. Before this survey, would you say you knew a great deal, a moderate amount, a little, or nothing about the AR Game & Fish Commission?



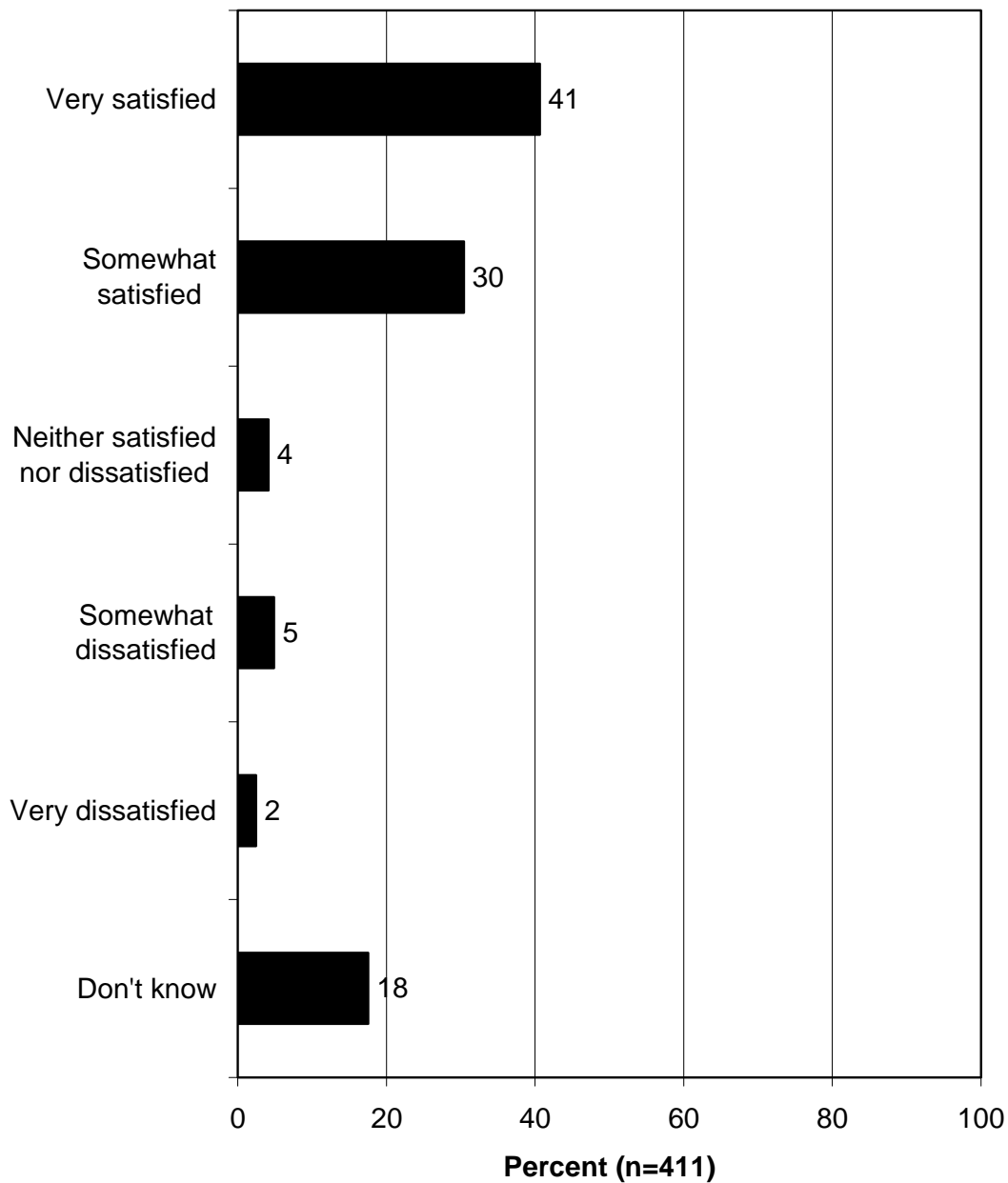
SATISFACTION WITH/PERCEIVED BENEFITS PROVIDED BY/OPINIONS ON THE ARKANSAS GAME AND FISH COMMISSION

- A majority of Arkansas residents (71%) said that they were satisfied with the Arkansas Game and Fish Commission overall as a governmental agency in Arkansas; 7% were dissatisfied.
 - Among those who had contacted the Commission, 83% were satisfied with the contact (this latter graph is discussed and shown in the section of the report titled, “Contacts with the Arkansas Game and Fish Commission”).

- The general public most commonly said that the benefits provided by the Arkansas Game and Fish Commission are the conservation and protection of wildlife (29%), opportunities to fish (26%) and hunt (19%), and the conservation and protection of natural resources (17%).
 - 3% indicated that the Commission provides no benefits.

- Respondents were read six statements, three with negative connotations and three with positive connotations, and they were asked to indicate whether they agreed or disagreed with each statement. Majorities agreed with all three positive statements (the Commission balances interests of anglers, hunters, conservation groups, and the general public; the Commission is doing enough to conserve the state’s fish and wildlife populations; and scientific fish and wildlife methods serve as the primary guide of the work of the Commission). Although a majority agreed with one of the negative statements (the Commission primarily serves the interests of hunters and anglers), less than a majority agreed with the other two negative statements (the work of the Commission is primarily influenced by environmental and conservation groups, or the work is primarily influenced by politics).
 - In looking at disagreement, the three negative statements had the most disagreement, and the positive statements had the least disagreement.
 - For every question in this series (Q21-Q28), moderate answers (either moderately agree or moderately disagree) slightly exceeded strong answers (strongly agree or strongly disagree).

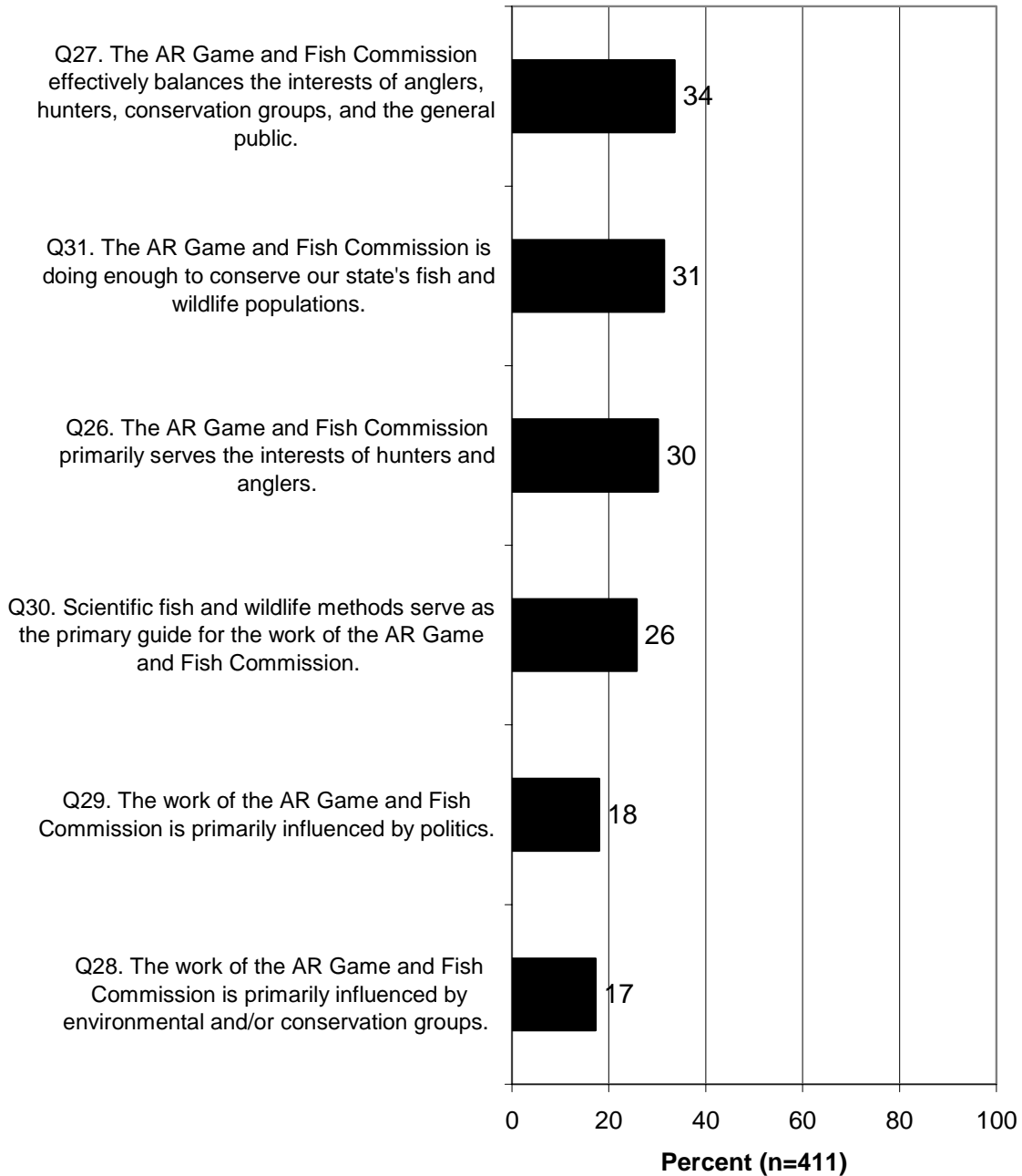
Q20. Now I would like to ask about your opinions regarding the AR Game & Fish Commission. Overall, are you satisfied or dissatisfied with the AR Game & Fish Commission as a governmental agency in Arkansas?




Q22. What do you see as the benefits the AR Game & Fish Commission provides you with?



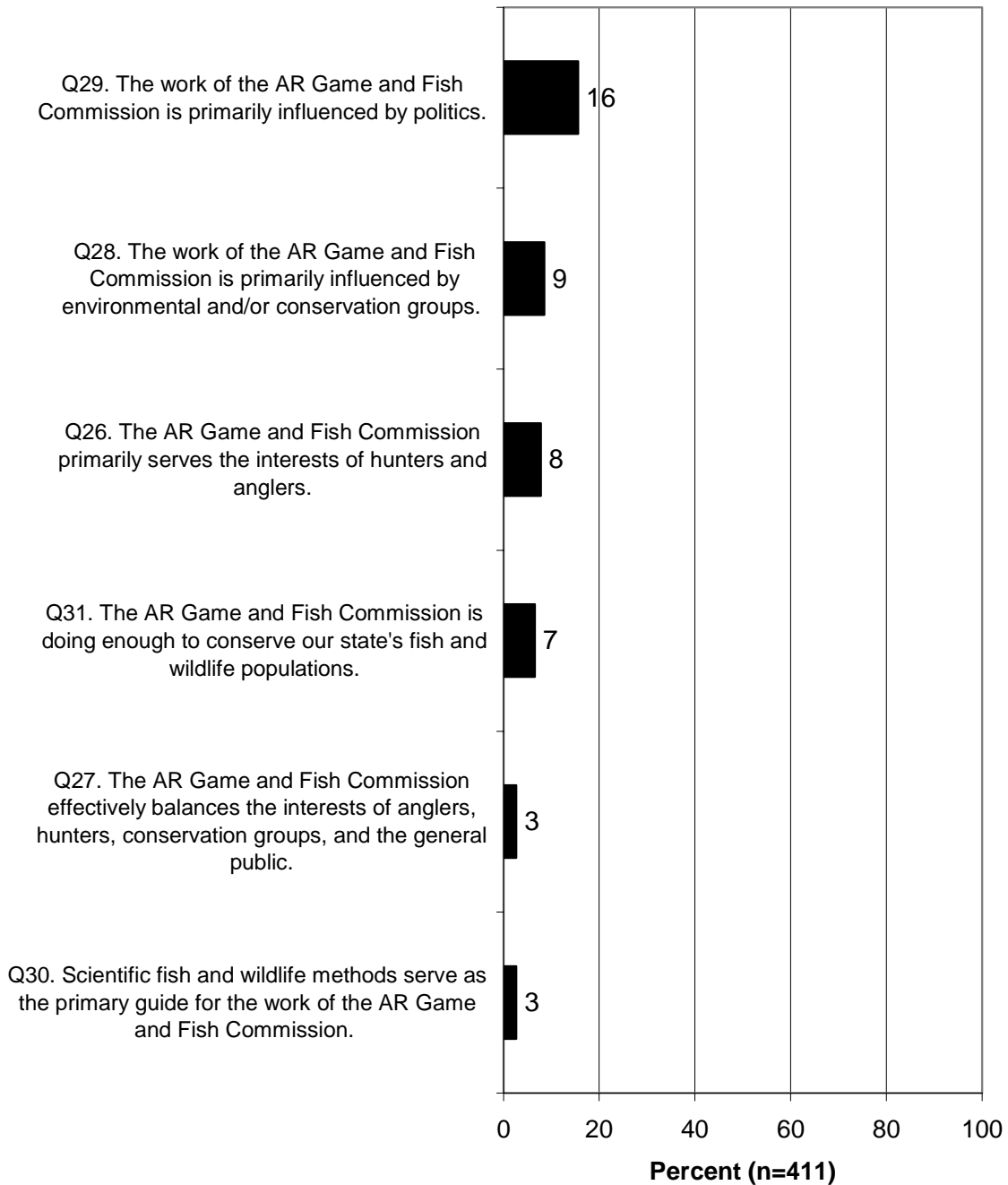
Q26-Q31. Percent who strongly agree with the following statements.



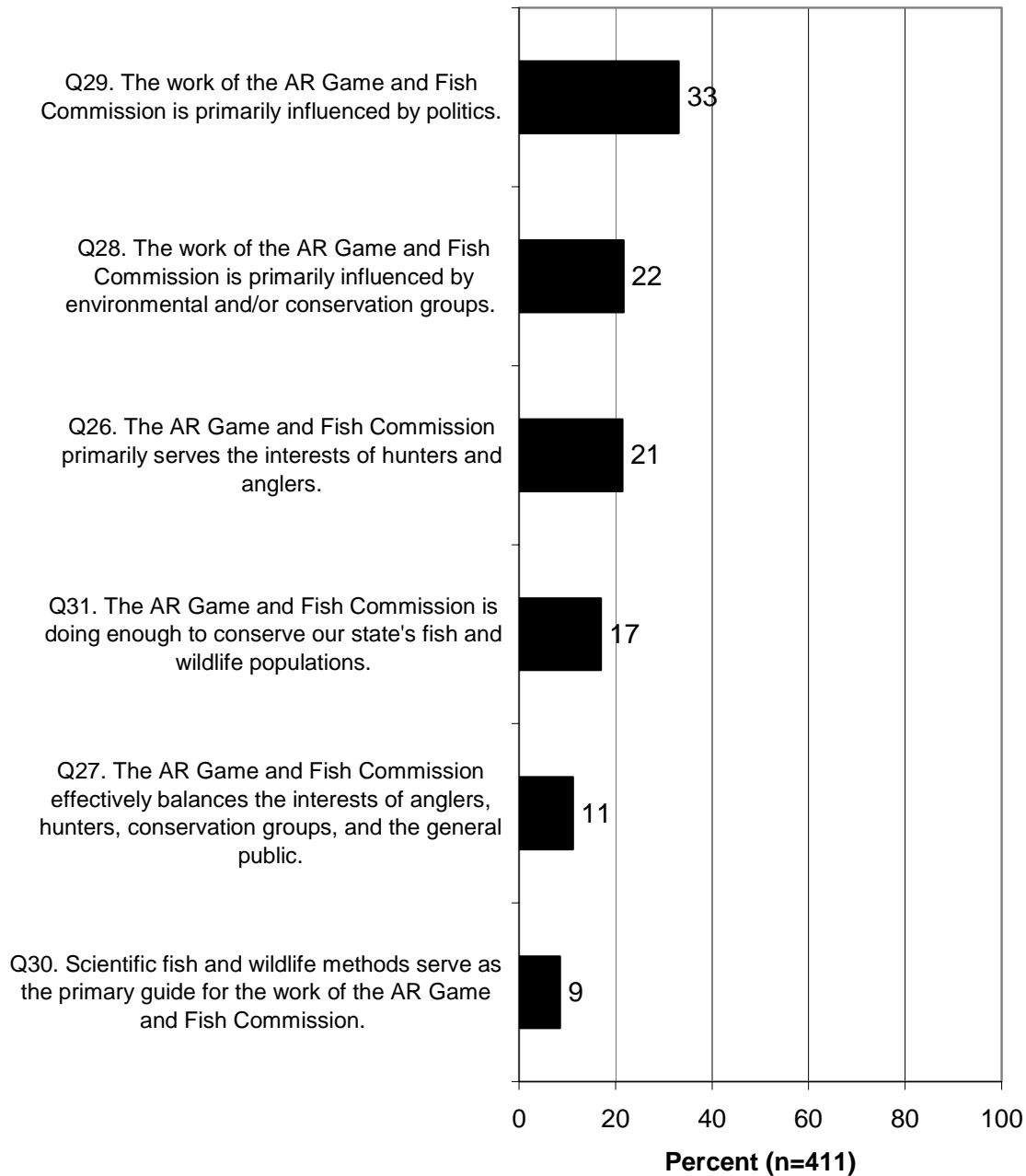
Q26-Q31. Percent who strongly or moderately agree with the following statements.



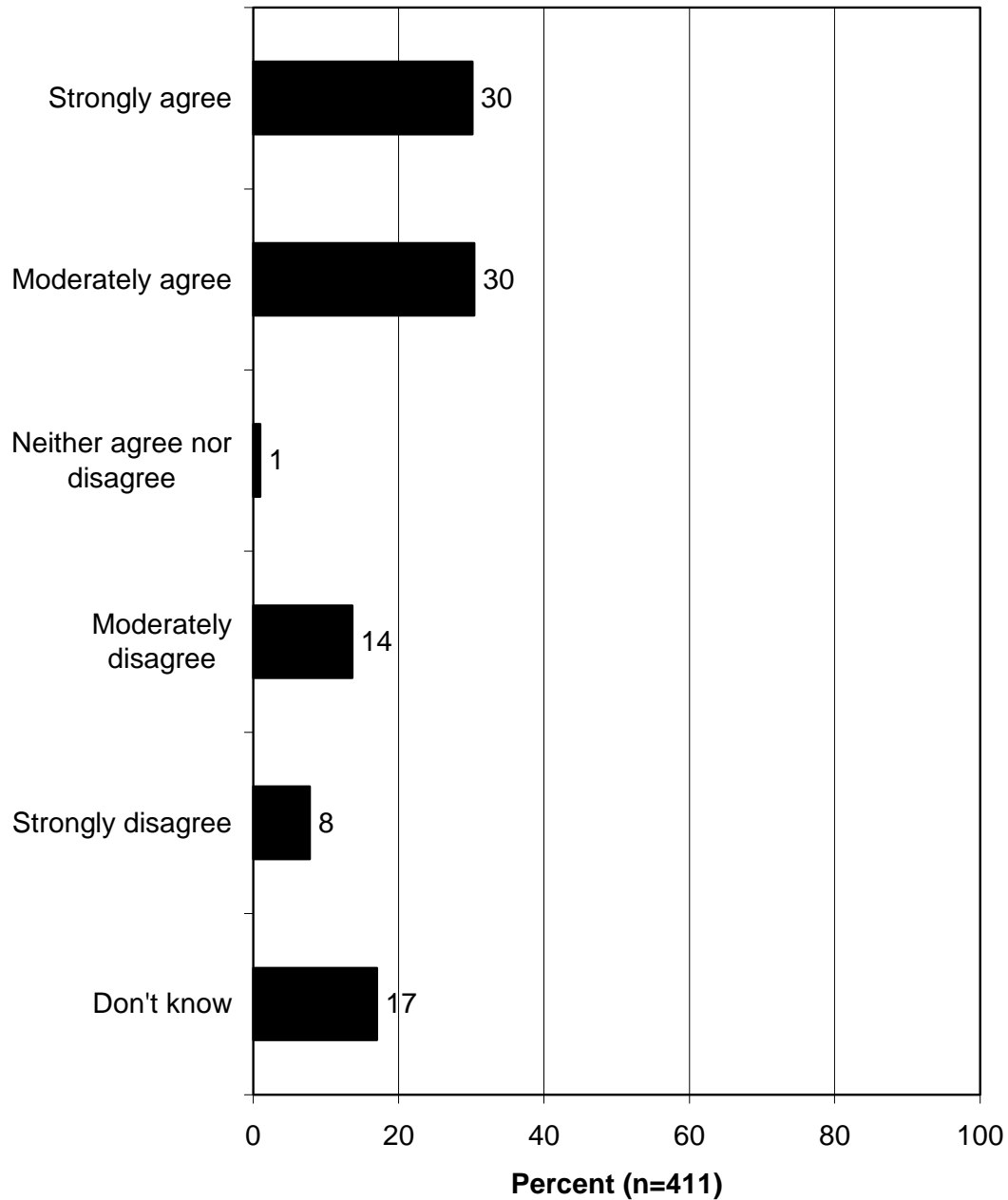
Q26-Q31. Percent who strongly disagree with the following statements.



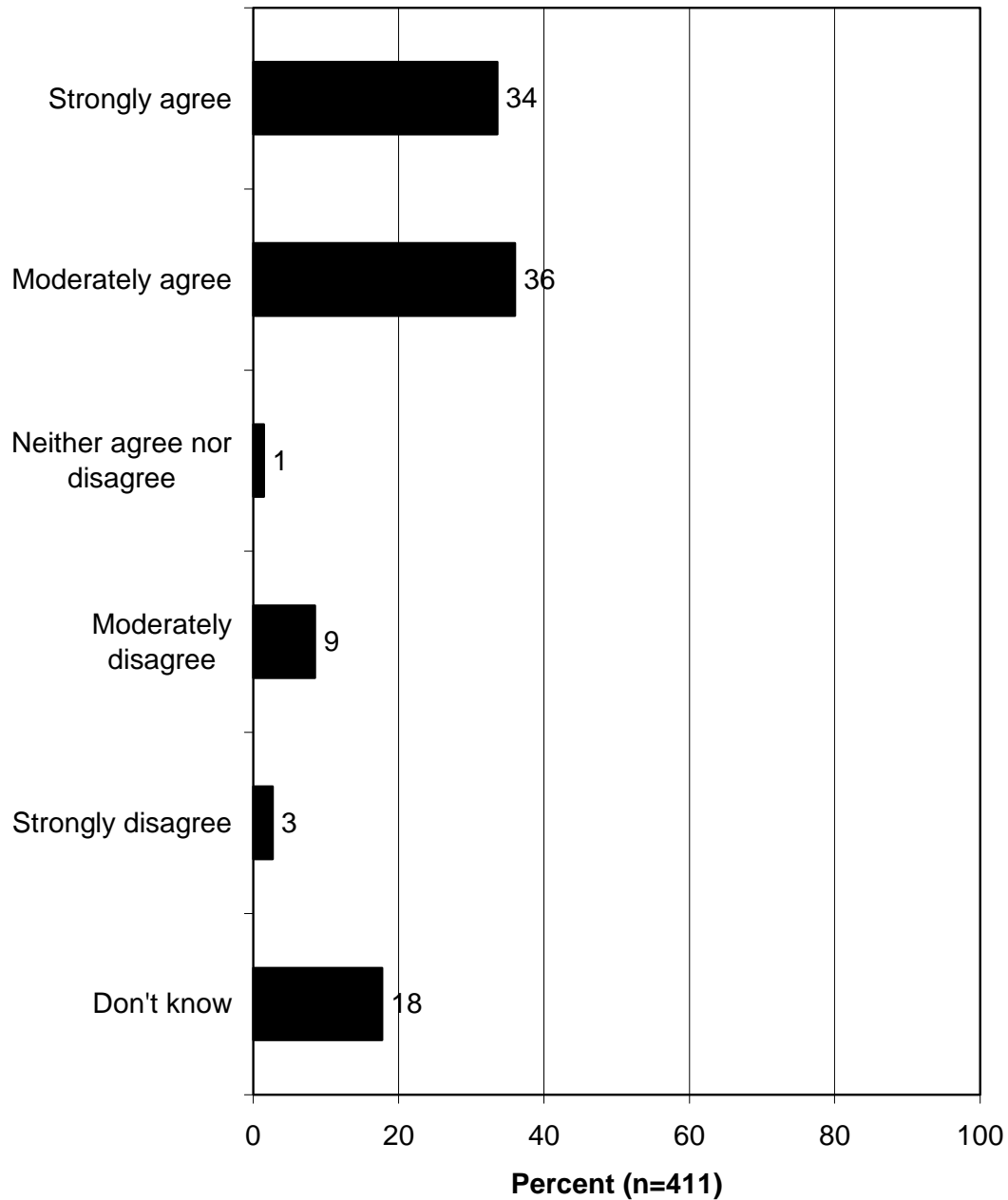
Q26-Q31. Percent who strongly or moderately disagree with the following statements.



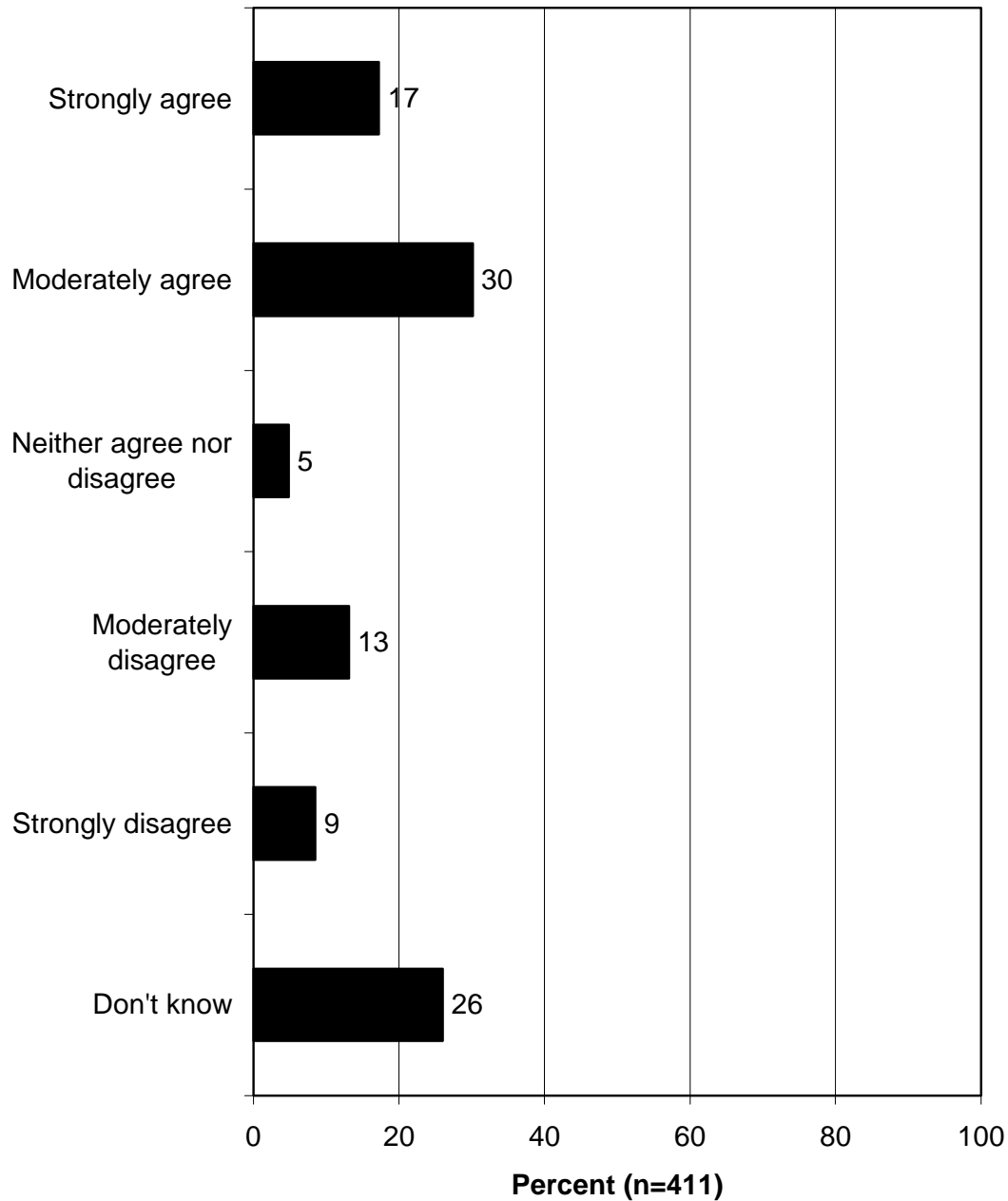
Q26. The AR Game & Fish Commission primarily serves the interests of hunters and anglers. Do you agree or disagree with this statement?



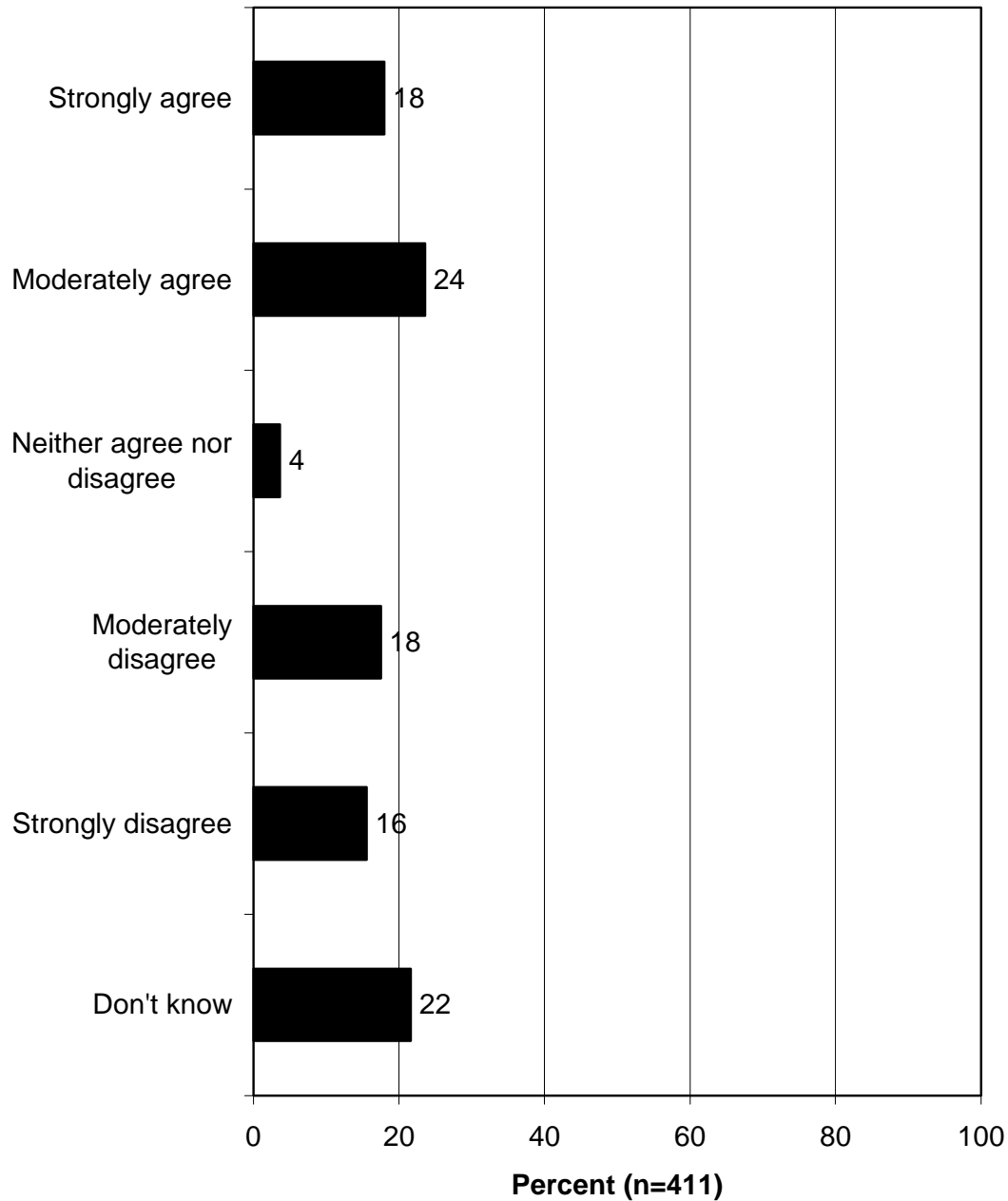
Q27. The AR Game & Fish Commission effectively balances the interests of anglers, hunters, conservation groups, and the general public. Do you agree or disagree with this statement?



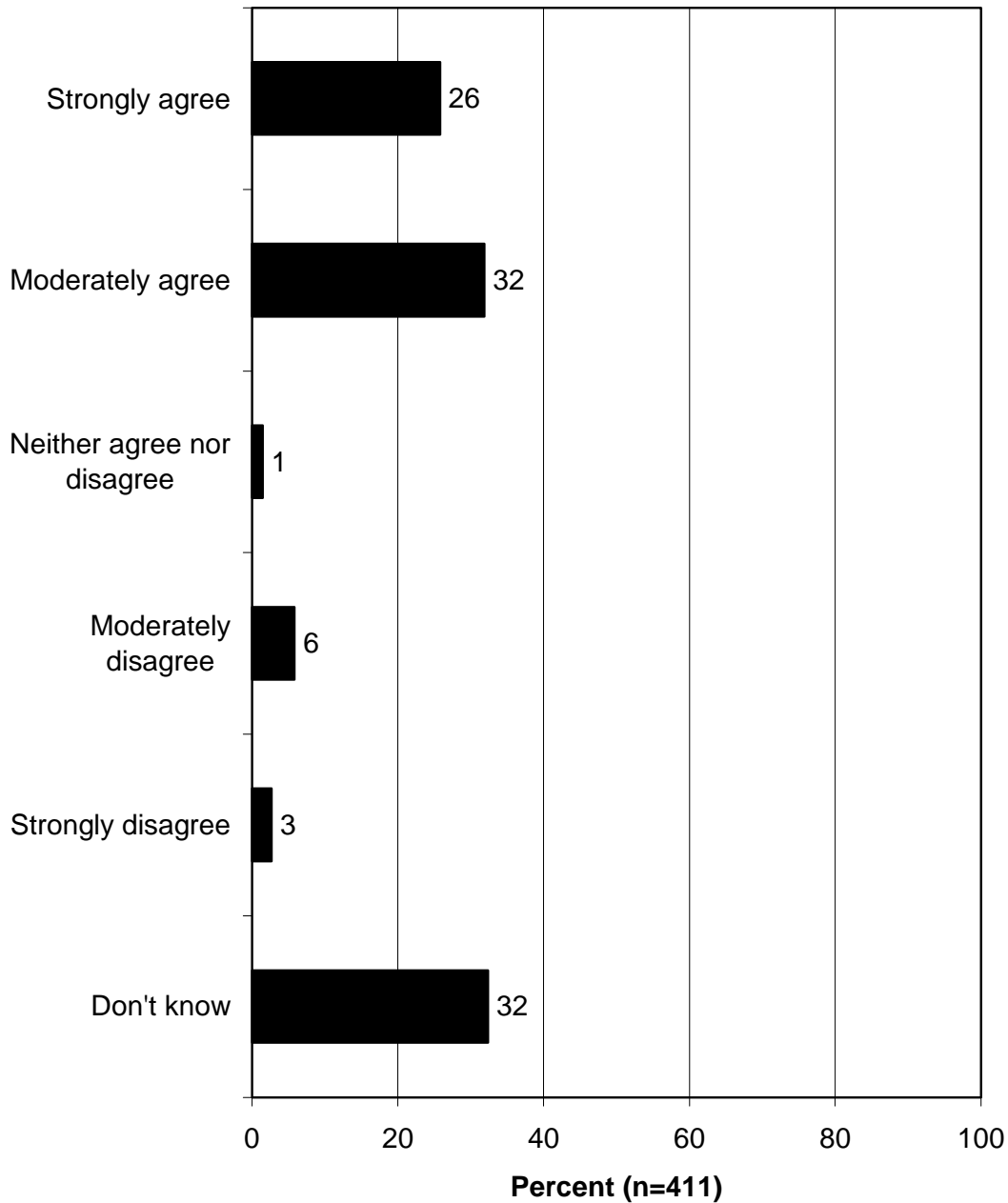
Q28. The work of the AR Game & Fish Commission is primarily influenced by environmental and/or conservation groups. Do you agree or disagree with this statement?



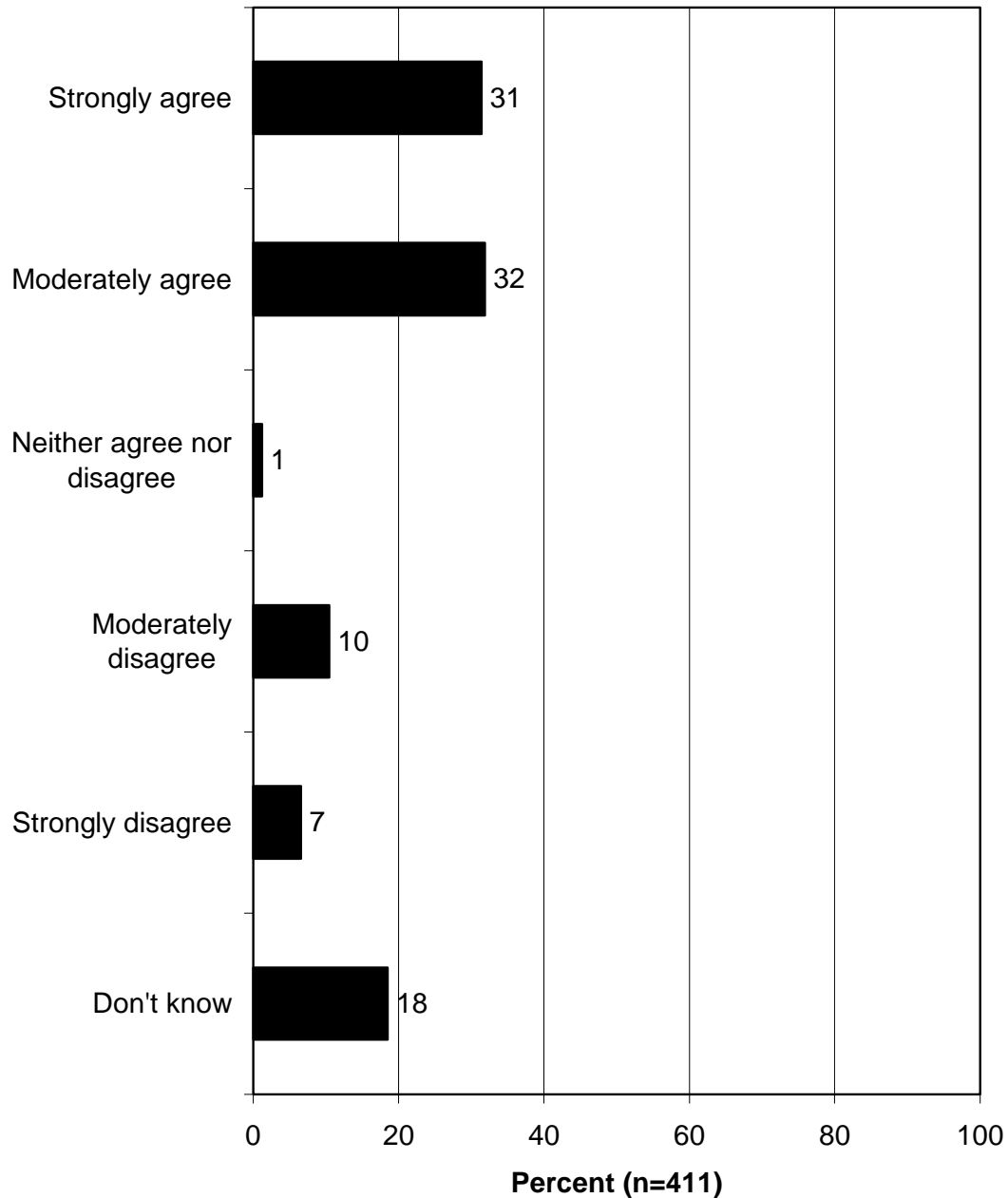
Q29. The work of the AR Game & Fish Commission is primarily influenced by politics. Do you agree or disagree with this statement?



Q30. Scientific fish and wildlife methods serve as the primary guide for the work of the AR Game & Fish Commission. Do you agree or disagree with this statement?



Q31. The AR Game & Fish Commission is doing enough to conserve our state's fish and wildlife populations. Do you agree or disagree with this statement?



RATINGS OF IMPORTANCE AND PERFORMANCE OF ARKANSAS GAME AND FISH COMMISSION PROGRAMS

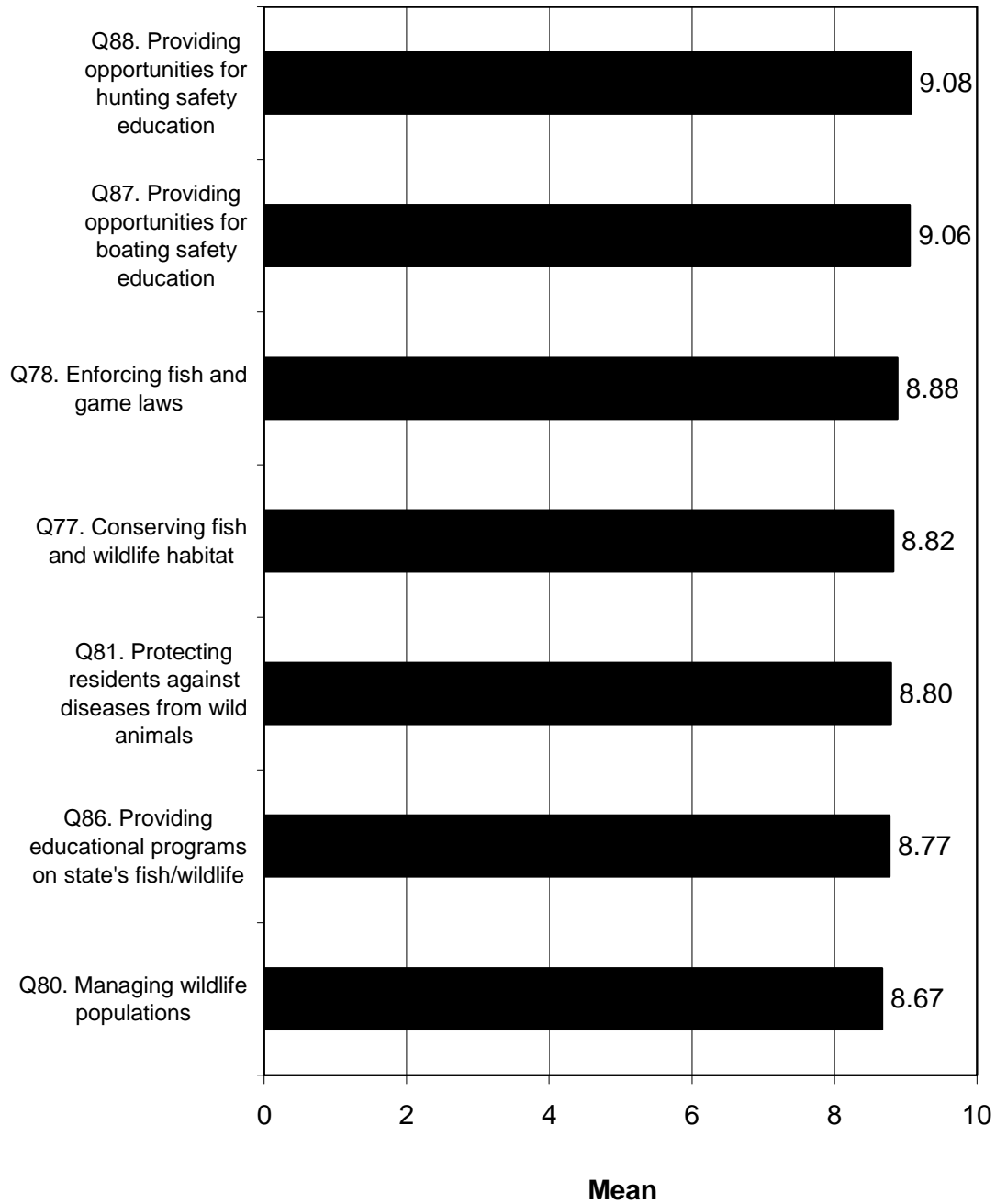
- Arkansas residents were asked to rate the importance of 14 program areas of the Arkansas Game and Fish Commission; they were then asked to rate the performance of the Commission in the same program areas. The ratings were on a scale of 0 to 10, with 0 being unimportant/poor and 10 being important/excellent. First is an examination of the importance ratings, and then an examination of the performance ratings, followed by a comparison of the two.

- All programs about which the survey asked were rated high in both importance and performance—above the midpoint of the ratings scale for all programs. Additionally, the scatterplot of all program areas that is discussed below shows all programs in the upper right quadrant at high importance *and* high performance. All further discussion of differences in program ratings refer to small differences within these high ratings.

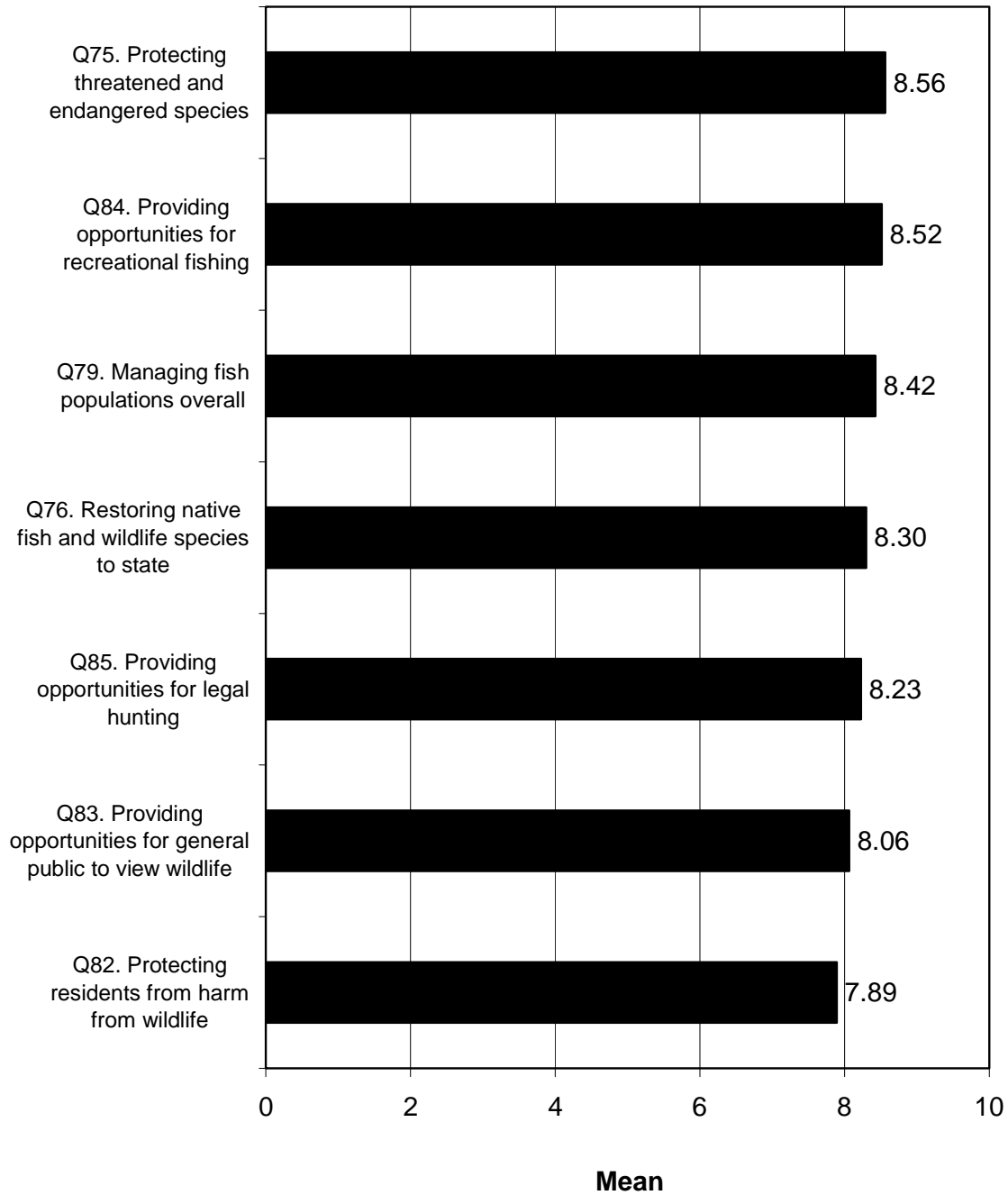
- The top program areas in importance (based on a ranking of the means) were providing opportunities for hunting safety education (mean of 9.08) and providing opportunities for boating safety education (9.06)—the only programs with means above 9.00. Also high in the ranking were enforcing fish and game laws (8.88) and conserving fish and wildlife habitat (8.82).
 - The lowest ranked program area was protecting residents from harm from wildlife (7.89).
 - The top ranked programs in a ranking of the percent giving a rating of 10 in importance were providing opportunities for hunting safety education (68.3% gave a rating of 10), protecting residents from diseases from wild animals (65.1%), providing opportunities for boating safety education (64.9%), and enforcing fish and game laws (62.8%).

- The top program areas in performance (based on a ranking of the means) were providing opportunities for recreational fishing (mean of 8.13), providing opportunities for legal hunting (7.97), and enforcing fish and game laws (7.78).
 - The lowest ranked program area was restoring native fish and wildlife species to the state (7.20).
 - The top ranked programs in a ranking of the percent giving a rating of 10 in performance were providing opportunities for recreational fishing (41.0% gave a rating of 10), providing opportunities for legal hunting (39.9%), providing opportunities for hunting safety education (37.5%), and enforcing fish and game laws (36.1%).

**Q75-Q88. Please rate the importance of... (on a scale of 0 to 10, with 10 the most important).
Part 1.**

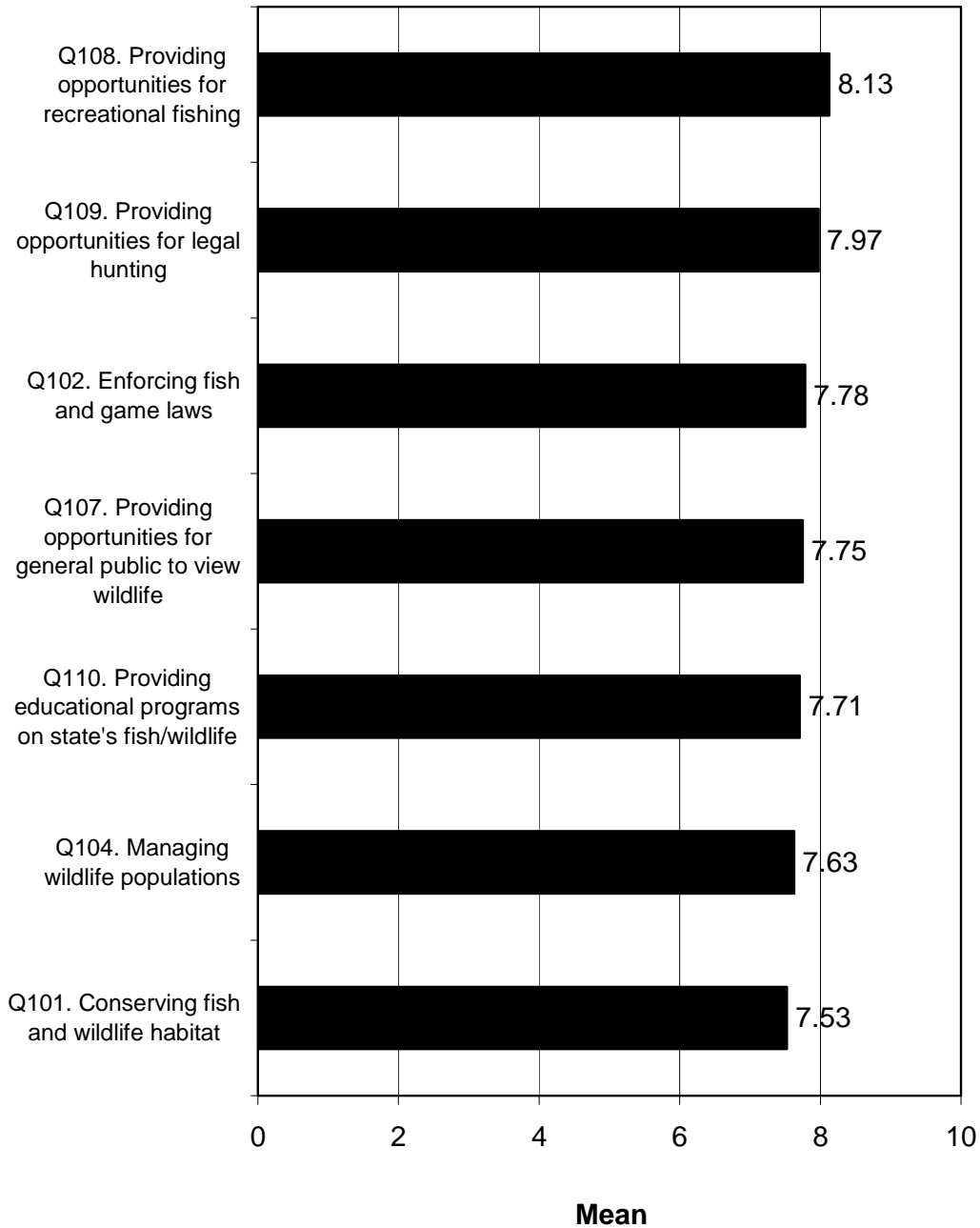


**Q75-Q88. Please rate the importance of... (on a scale of 0 to 10, with 10 the most important).
Part 2.**



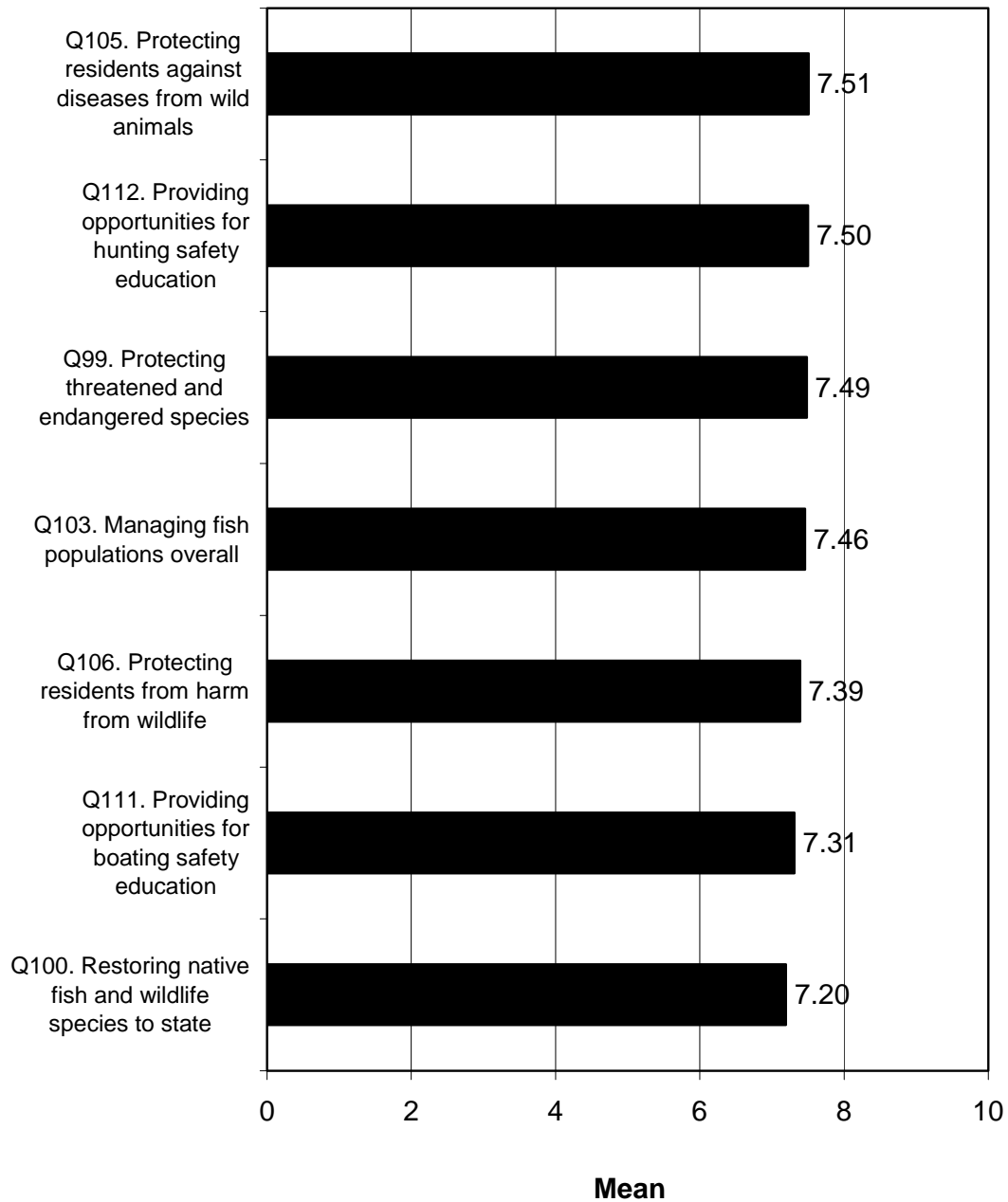
Q99-Q112. Please rate the performance of the agency in ... (on a scale of 0 to 10, with 10 an excellent performance).

Part 1.



Q99-Q112. Please rate the performance of the agency in ... (on a scale of 0 to 10, with 10 an excellent performance).

Part 2.



- There are several ways to compare the ratings. The first compares the means of ratings of importance and performance and then examines the difference. For all program areas, the mean importance rating exceeded mean performance rating. In two program areas, however, the importance mean exceeded the performance mean by more than 1.5 points, indicating that these program areas' performance is not commensurate with the importance placed on them: providing opportunities for hunting safety education (difference in means of 1.58) and providing opportunities for boating safety education (difference of 1.74).
- Providing opportunities for recreational fishing, legal hunting, and wildlife viewing were the closest in importance and performance.

PROGRAM AREA/EFFORT (Ranked by importance rating)	IMPOR- TANCE RATING	PERFORM -ANCE RATING	DIFFER- ENCE IN RATINGS
Providing opportunities for hunting safety education	9.08	7.50	1.58
Providing opportunities for boating safety education	9.06	7.31	1.74
Enforcing fish and game laws	8.88	7.78	1.10
Conserving fish and wildlife habitat	8.82	7.53	1.30
Protecting residents from diseases from wild animals	8.80	7.51	1.29
Providing educational programs on the state's fish and wildlife	8.77	7.71	1.07
Managing wildlife populations	8.67	7.63	1.05
Protecting threatened and endangered species	8.56	7.49	1.08
Providing opportunities for recreational fishing	8.52	8.13	0.39
Managing fish populations	8.42	7.46	0.96
Restoring native fish and wildlife to the state	8.30	7.20	1.10
Providing opportunities for legal hunting	8.23	7.97	0.25
Providing opportunities for general public to view wildlife	8.06	7.75	0.31
Protecting residents from harm from wildlife	7.89	7.39	0.50

- The second way to compare the importance and performance ratings is by looking at the percent who gave a rating of 10 for each. Four program areas had differences of more than 30 percentage points between the percent giving an importance rating of 10 and the percent giving a performance rating of 10: Providing opportunities for hunting safety education (percentage point difference of 30.8), protecting residents from diseases from wild animals

(difference of 32.4), providing opportunities for boating safety education (difference of 30.9), and conserving fish and wildlife habitat (difference of 30.7).

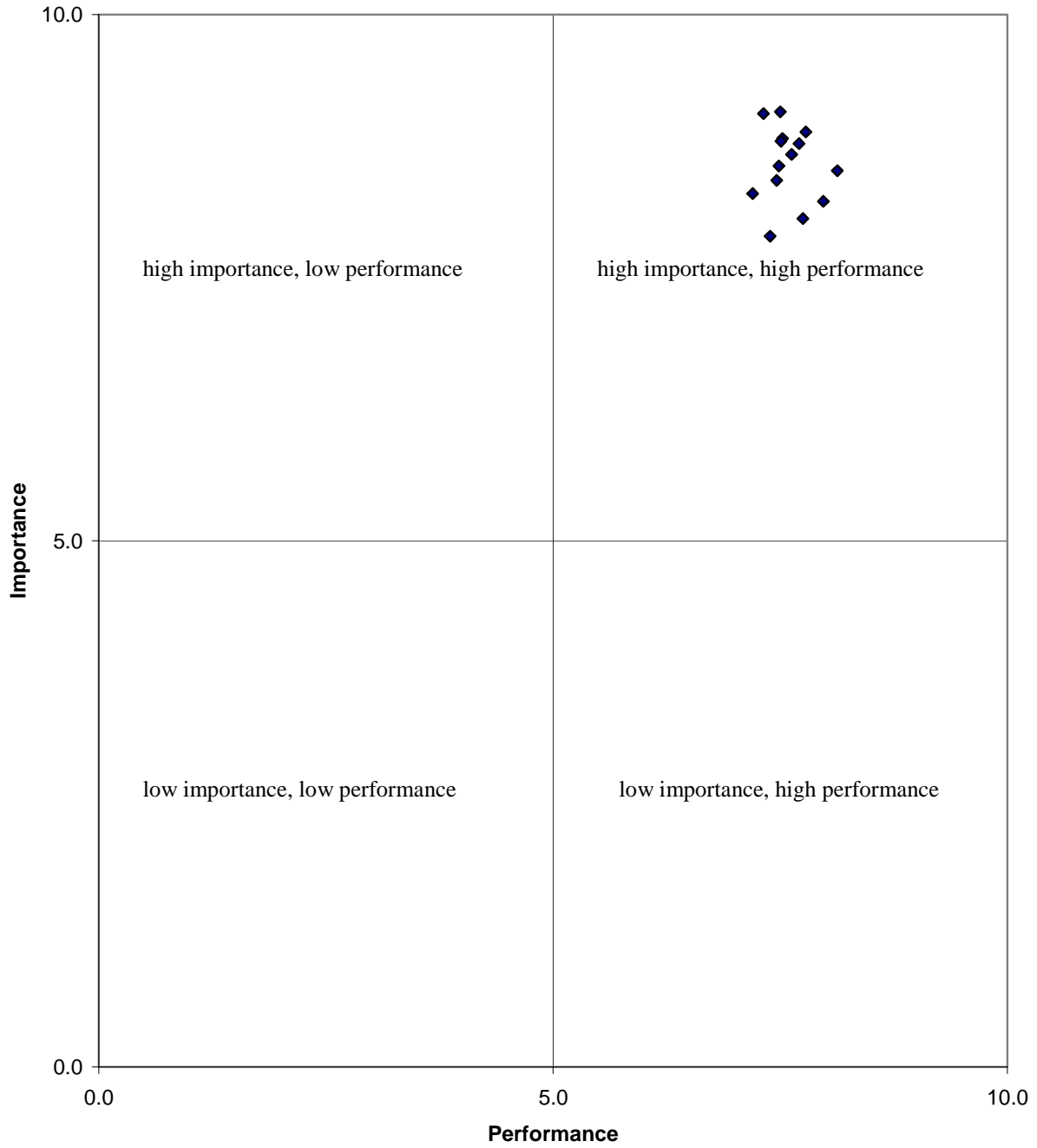
- Providing opportunities for recreational fishing, legal hunting, and wildlife viewing were the closest in importance and performance.

PROGRAM AREA/EFFORT (Ranked by importance rating)	PERCENT GIVING AN IMPOR- TANCE RATING OF "10"	PERCENT GIVING A PERFOR- MANCE RATING OF "10"	DIFFER- ENCE IN PERCENT GIVING RATINGS OF "10"
Providing opportunities for hunting safety education	68.3	37.5	30.8
Protecting residents from diseases from wild animals	65.1	32.7	32.4
Providing opportunities for boating safety education	64.9	34.0	30.9
Enforcing fish and game laws	62.8	36.1	26.7
Conserving fish and wildlife habitat	59.9	29.2	30.7
Protecting threatened and endangered species	58.4	32.2	26.2
Providing educational programs on the state's fish and wildlife	58.1	33.3	24.8
Restoring native fish and wildlife to the state	53.3	30.4	22.9
Providing opportunities for legal hunting	49.2	39.9	9.3
Managing wildlife populations	48.7	26.3	22.4
Protecting residents from harm from wildlife	48.6	31.4	17.2
Providing opportunities for recreational fishing	48.3	41.0	7.3
Managing fish populations	47.2	28.9	18.3
Providing opportunities for general public to view wildlife	41.9	31.5	10.4

- Finally, scatterplots with importance on one axis and performance on the other show that two program areas have low performance ratings relative to their importance ratings: providing opportunities for boating safety education and providing opportunities for hunting safety education.

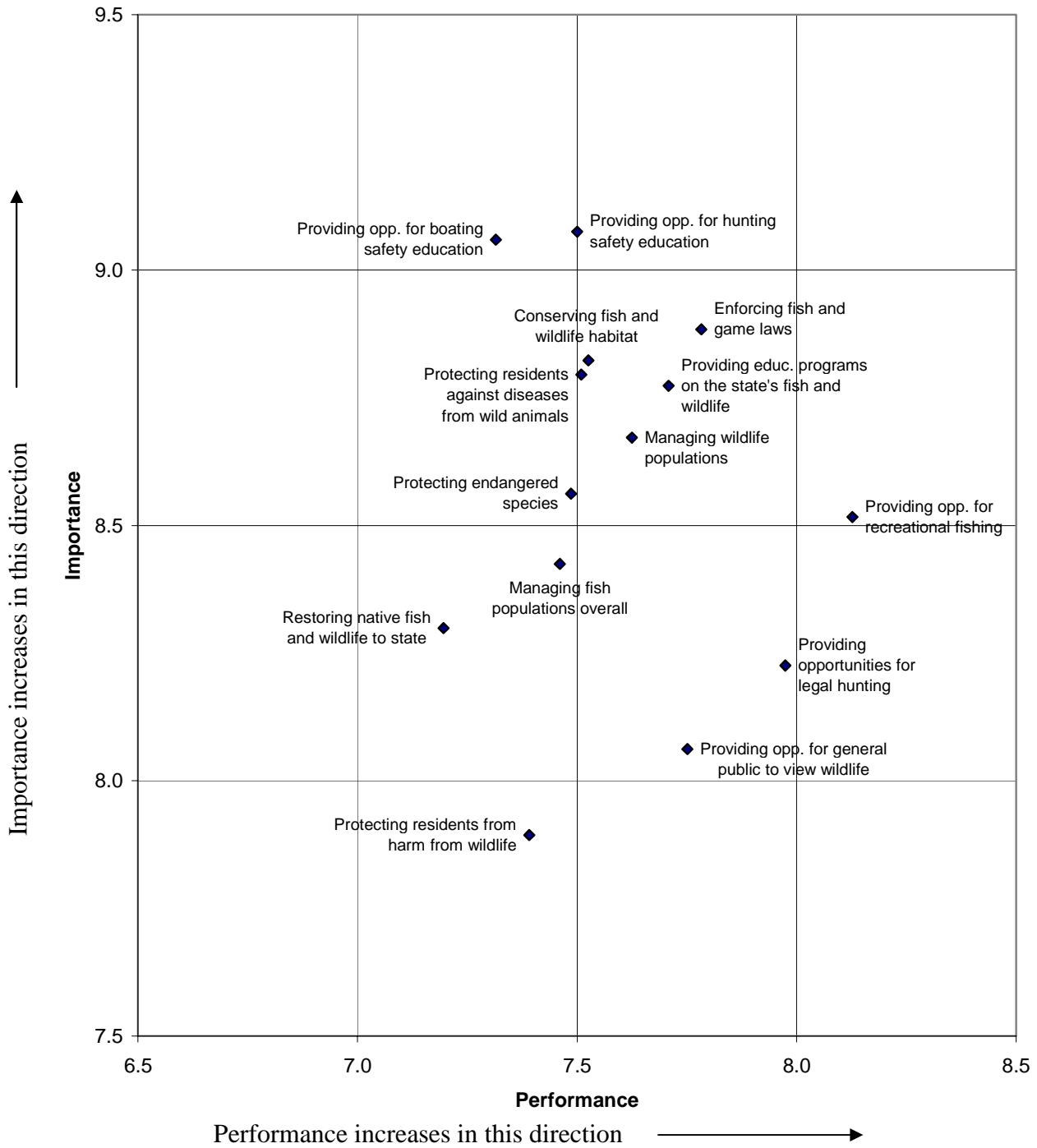
Comparison of ratings of importance and performance of programs/efforts.

(Graph is correctly scaled.)



Comparison of ratings of importance and performance of programs/efforts.

(Not graphed to scale for display purposes.)




CONTACTS WITH THE ARKANSAS GAME AND FISH COMMISSION

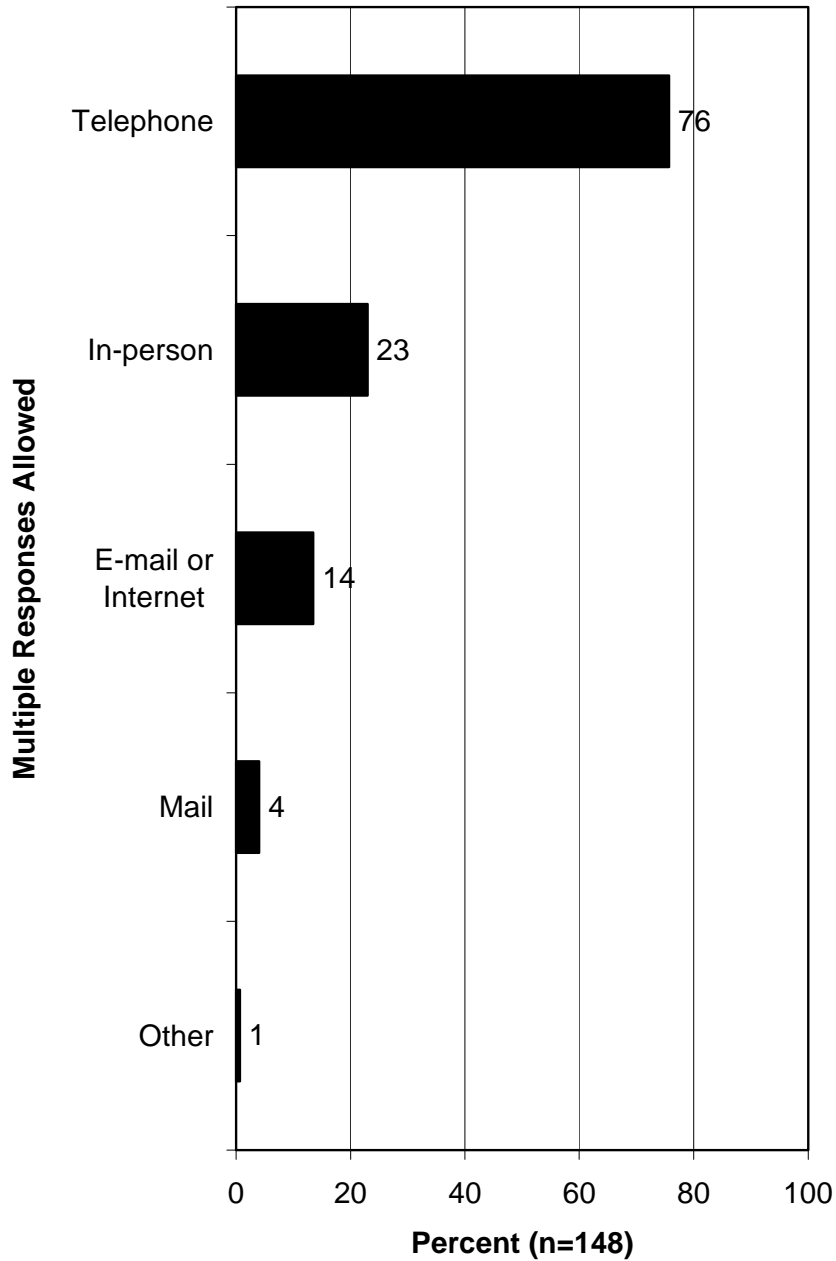
- A little more than a third of Arkansas residents (36%) have contacted the Arkansas Game and Fish Commission for information or assistance.
 - Most commonly that contact was by telephone (76% of those who contacted the Commission); 14% of those who contacted the Commission did so via the Internet.
 - Most commonly, those who contacted the Commission were seeking information about hunting (30% re: hunting in general, 14% for hunting license information) or fishing (22% in general, 8% for fishing license information); a sizable percentage asked about wildlife viewing (13%) or about wildlife in general (13%).

- Among those who had contacted the Commission, 83% were satisfied with the contact, with most of those very satisfied, and a majority of those who had contacted the Commission (57%) indicated that they would be very or somewhat likely to contact the Commission for information or assistance in the future.

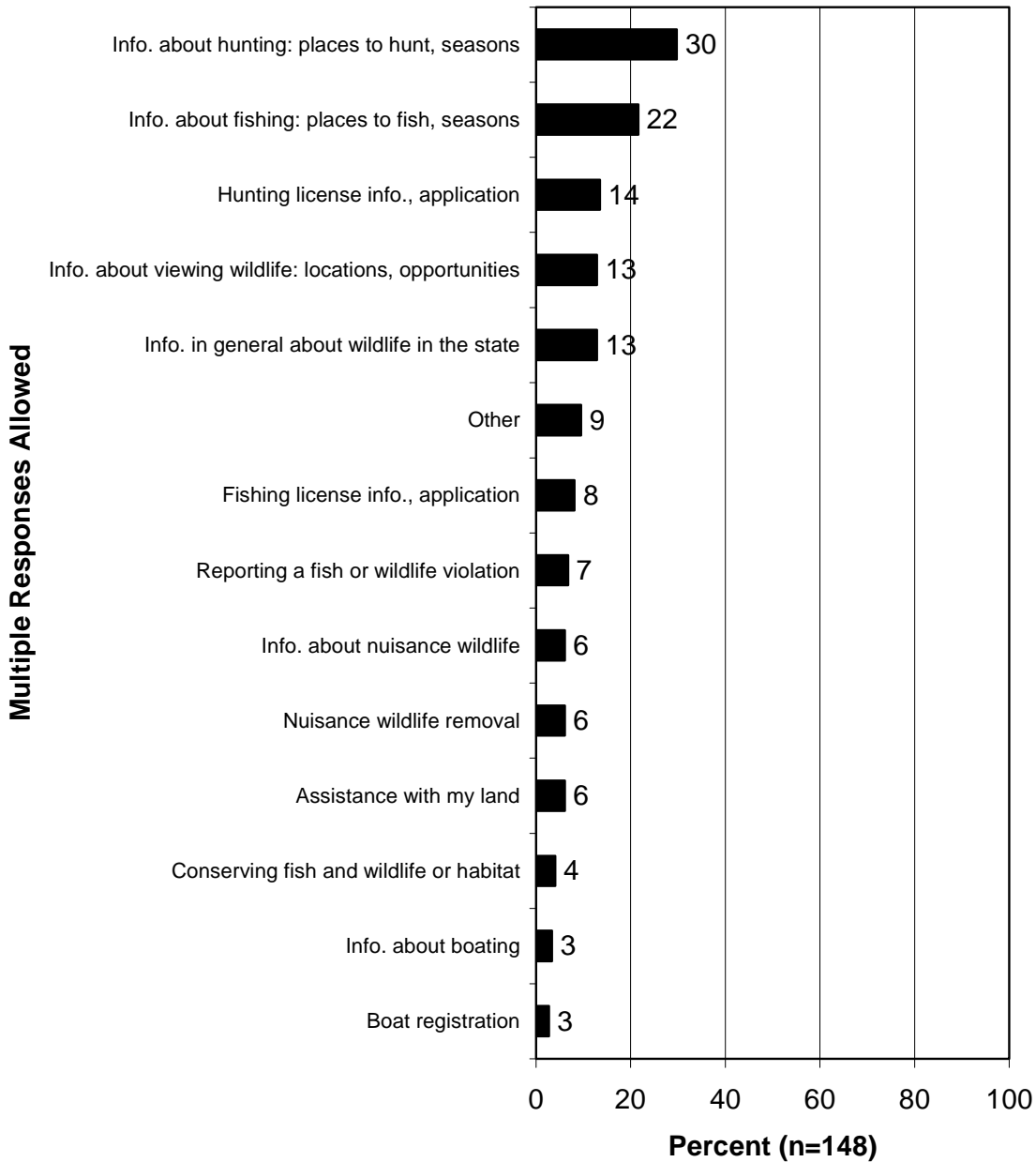
Q183. Have you ever contacted the AR Game & Fish Commission for information or assistance?



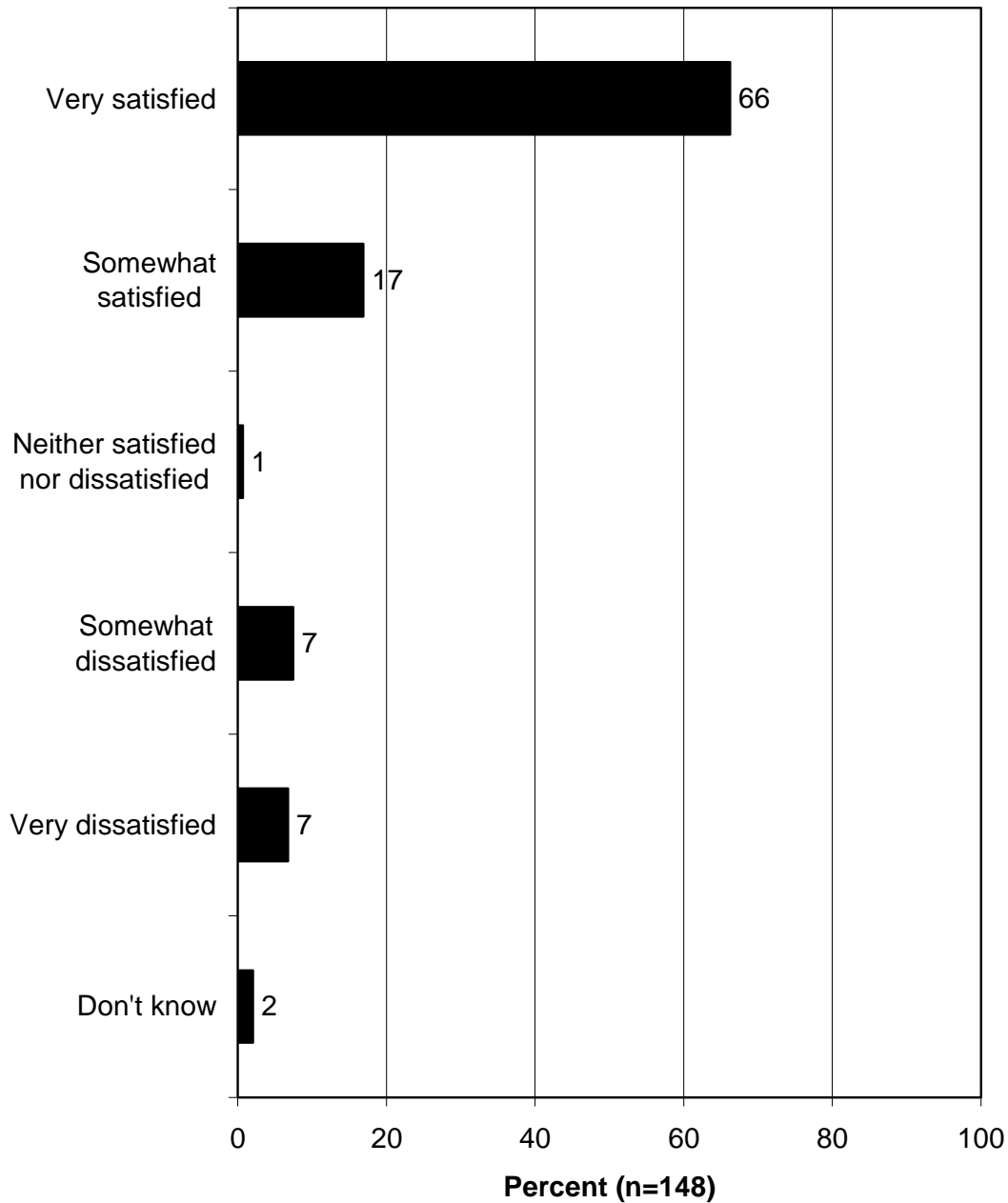
Q185. How did you contact the AR Game & Fish Commission? (Asked of those who contacted the agency.)



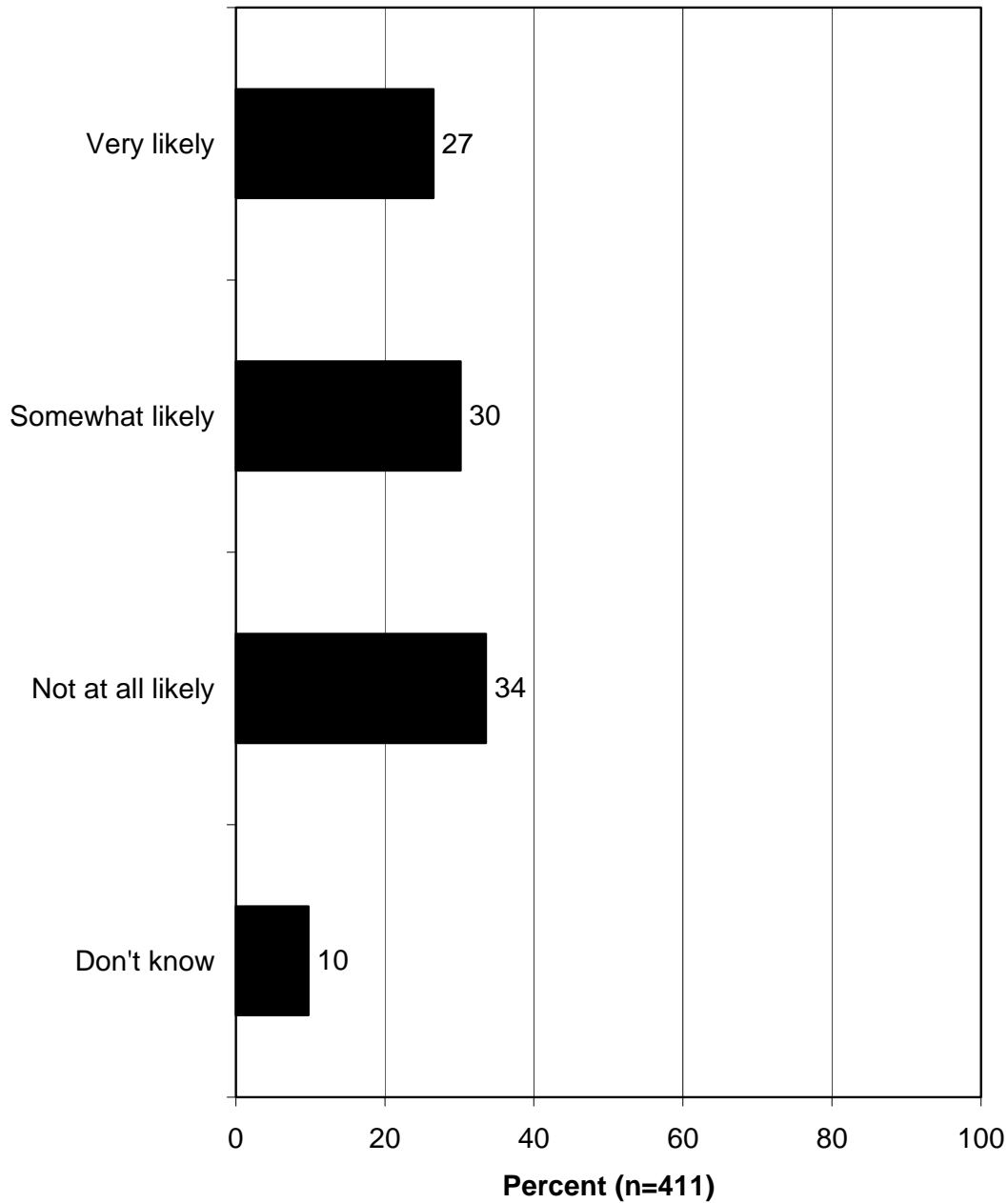
Q188. What type of assistance or information were you seeking? (Asked of those who contacted the agency.)



Q190. Overall, would you say you were satisfied or dissatisfied with the contact with the AR Game & Fish Commission? (Asked of those who contacted the agency.)



Q191. How likely are you to contact the AR Game & Fish Commission for information or assistance in the future? (Asked of those who contacted the agency.)



FUNDING FOR THE ARKANSAS GAME AND FISH COMMISSION, FISHING/HUNTING LICENSE FEES, AND USER FEES

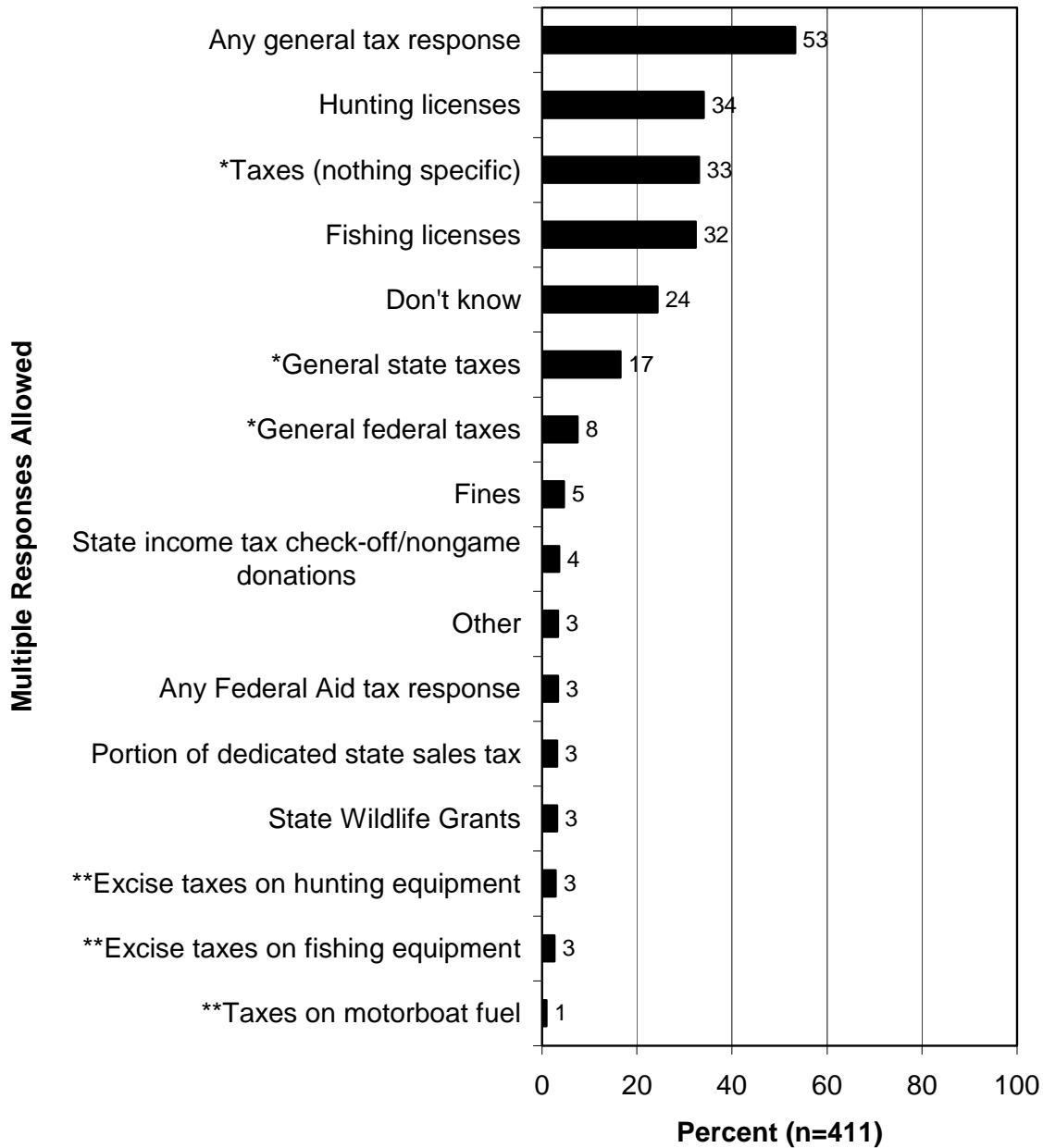
- The top three answers that respondents gave when asked to say how the Commission is funded, all given by about a third of respondents, were hunting and fishing licenses and unspecified taxes. However, when all non-specific tax-related answers are considered together (unspecified taxes, general state taxes, general federal taxes), general taxes became the top answer at 53%. Interestingly, only 3% named any of the important Federal Aid sources: excise taxes on hunting/fishing equipment and motorboat fuel.
 - Those who consider themselves anglers or hunters were more likely than non-anglers/non-hunters to name fishing and hunting licenses as a source of funding for the Commission.
 - Those who consider themselves to be anglers or hunters were *not* less likely than non-anglers/non-hunters to name general taxes as a source of funding, but they were slightly more likely to name Federal Aid funding sources: excise taxes on hunting/fishing equipment and motorboat fuel.

- Majorities of all respondents think the current fees for hunting and fishing licenses are about the right amount, with hunters and anglers even more likely to say that fees are about the right amount. Very low percentages think license fees are too high or too low (no more than 10% of the general population, no more than 13% of hunters or anglers).

- Majorities of respondents support increases in user fees, such as hunting and fishing licenses, to cover the costs of managing fish and wildlife, as well as if it means more opportunities for these activities.
 - Anglers are more likely to say that they support, and they are more likely to say they oppose (this is possible because they are much less likely to answer, “Don’t know”).
 - Hunters are less likely to support and much more likely to oppose in either case.

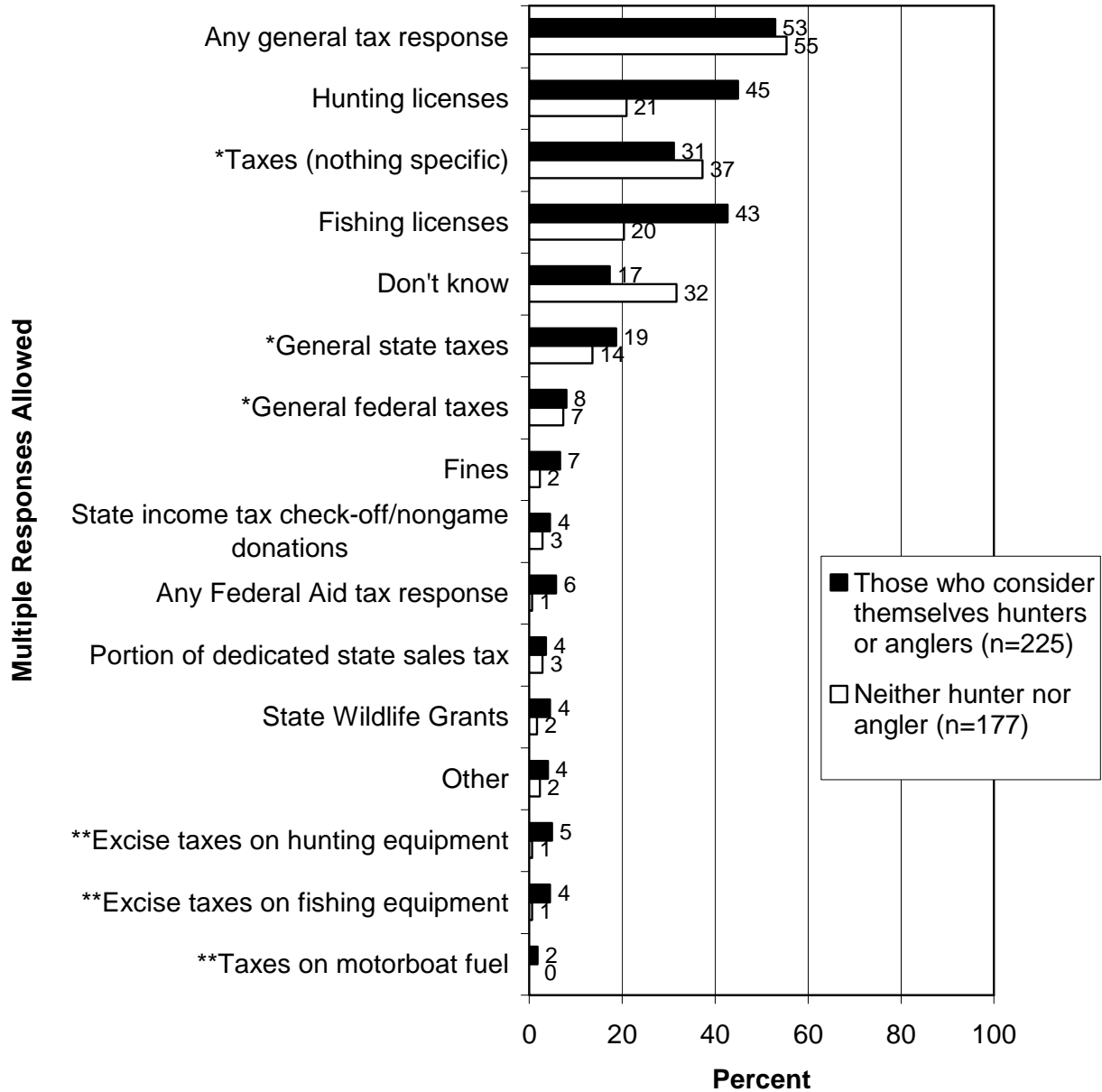
- Finally, respondents were asked if they agree or disagree that the costs for managing fish and wildlife should be paid for with specific user fees, and a large majority (62%) agreed.
 - 18% disagreed.
 - Hunters and anglers were slightly more likely to agree and slightly less likely to disagree, although the difference is very small.

Q90. How do you think the AR Game & Fish Commission is funded?



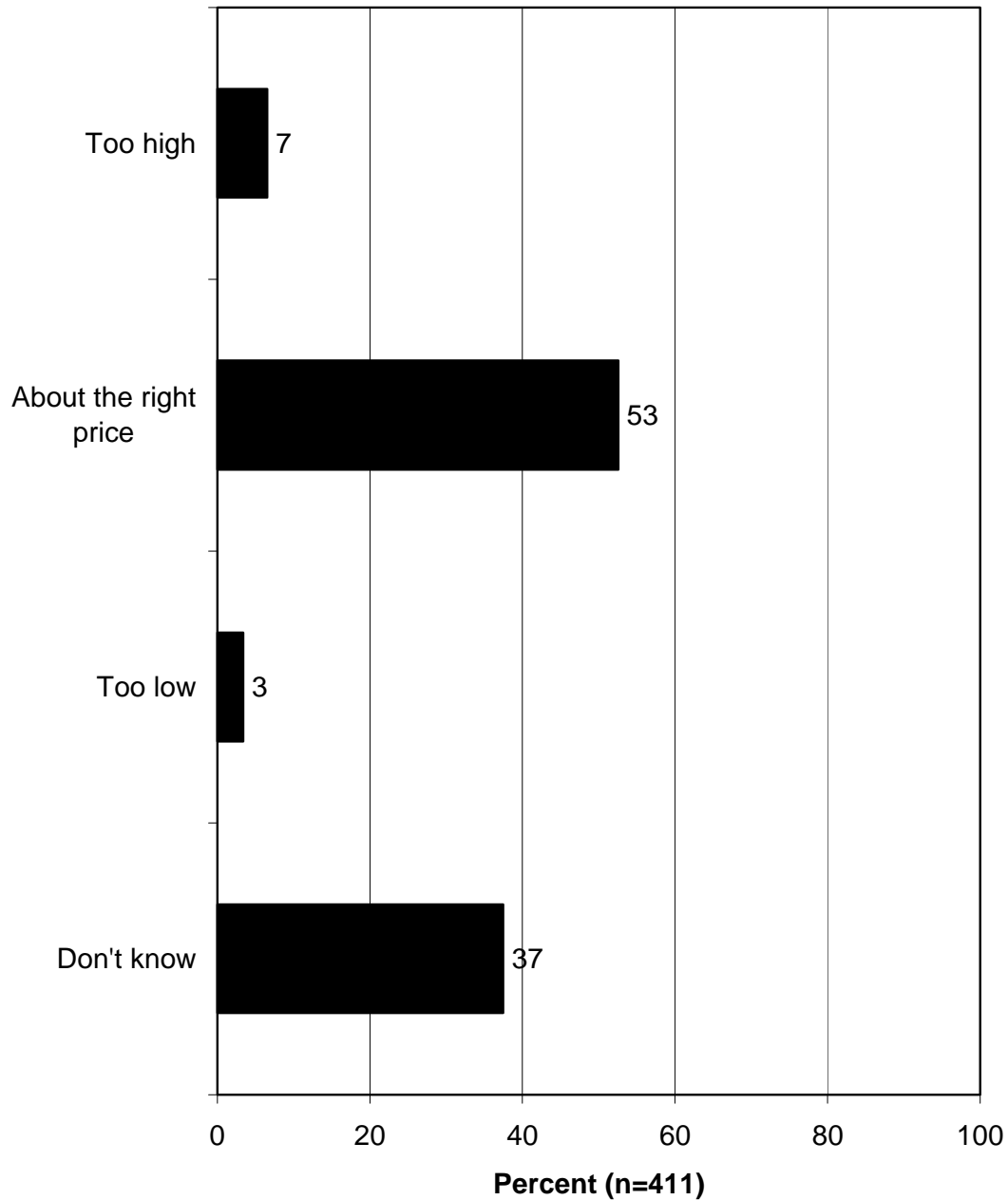
Note: "Any general tax response" consists of all those who answered "Taxes (nothing specific)," "General state taxes," or "General federal taxes," which are marked with a single asterisk. "Any Federal Aid tax response" consists of all those who answered any one of the three Federal Aid taxes: excise taxes on hunting equipment, excise taxes on fishing equipment, and taxes on motorboat fuel, marked with two asterisks.

Q90. How do you think the AR Game & Fish Commission is funded? (In order by total percentage who gave response.)

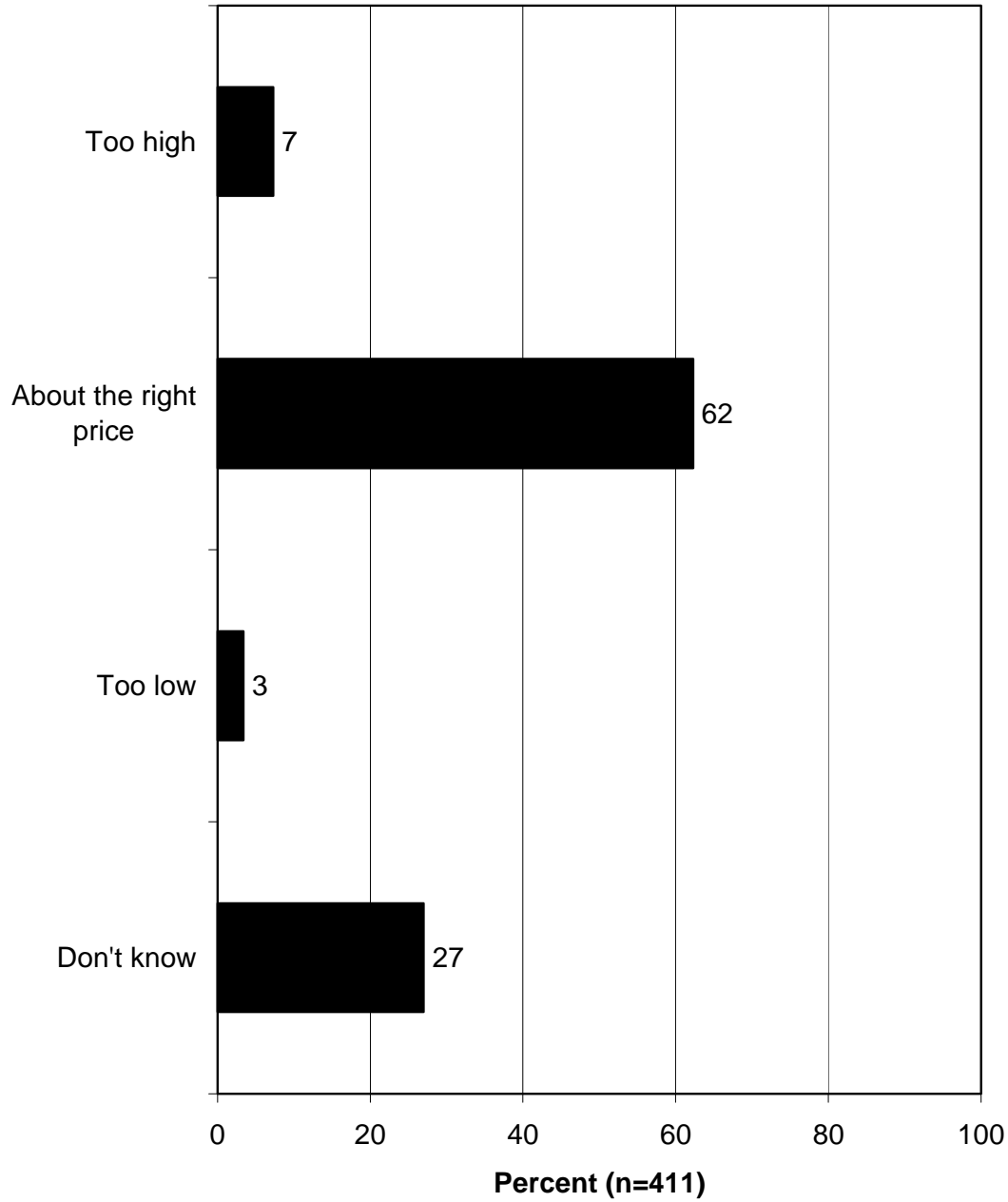


Note: "Any general tax response" consists of all those who answered "Taxes (nothing specific)," "General state taxes," or "General federal taxes," which are marked with a single asterisk. "Any Federal Aid tax response" consists of all those who answered any one of the three Federal Aid taxes: excise taxes on hunting equipment, excise taxes on fishing equipment, and taxes on motorboat fuel, marked with two asterisks.

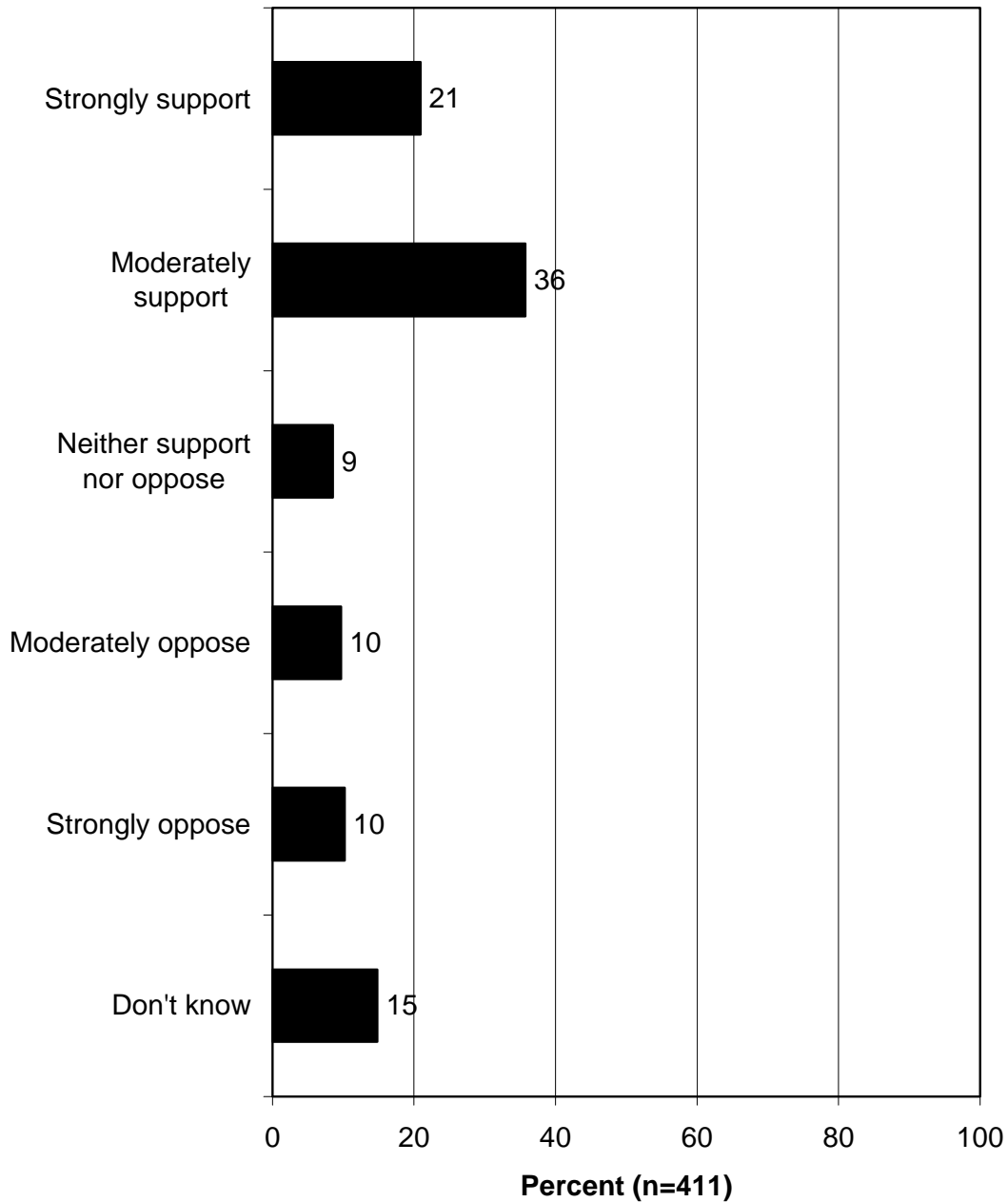
Q92. Overall, do you think the current fees for hunting licenses are too high, too low, or about the right price in Arkansas?



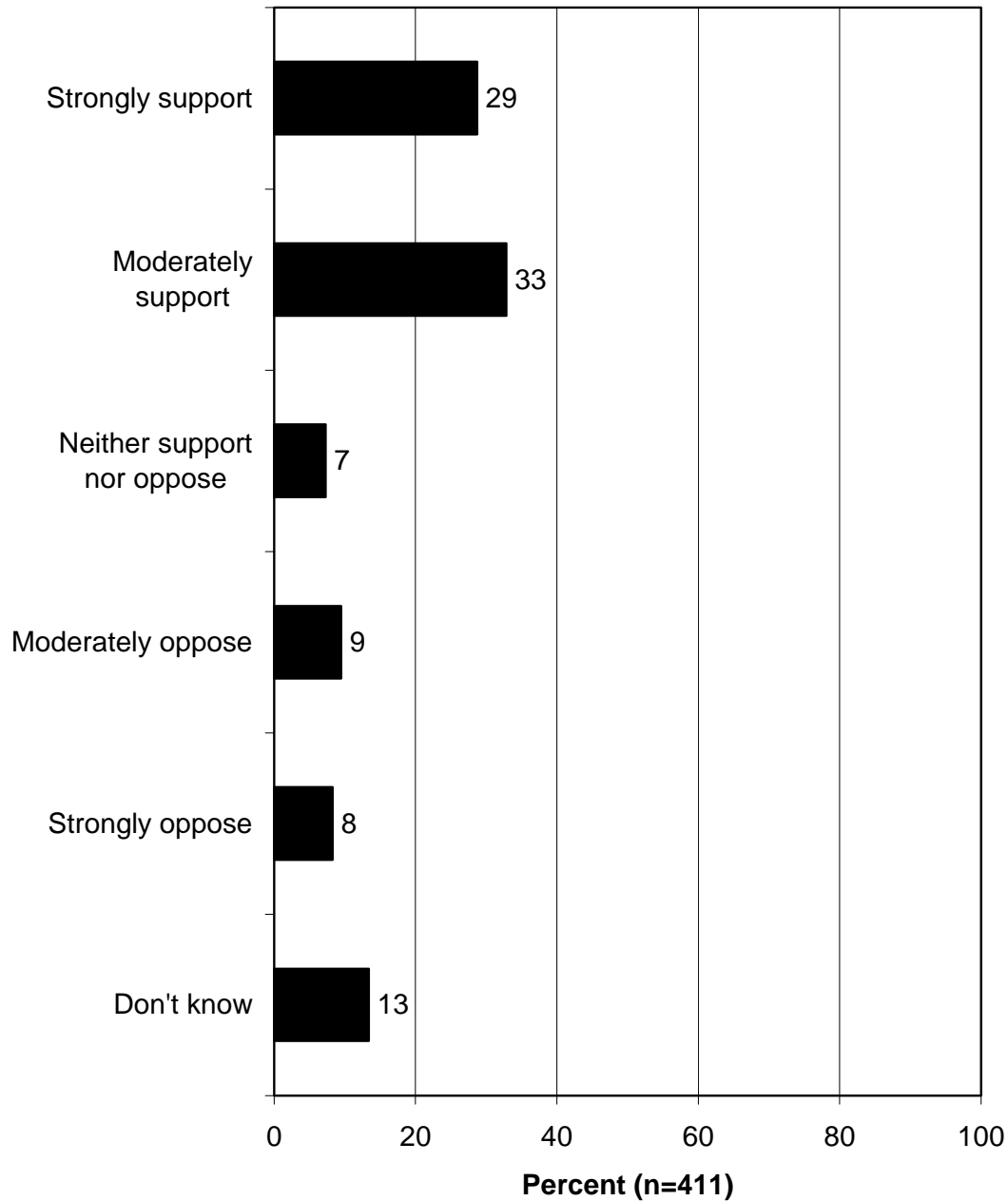
Q93. Overall, do you think the fees for fishing licenses are too high, too low, or about the right price in Arkansas?



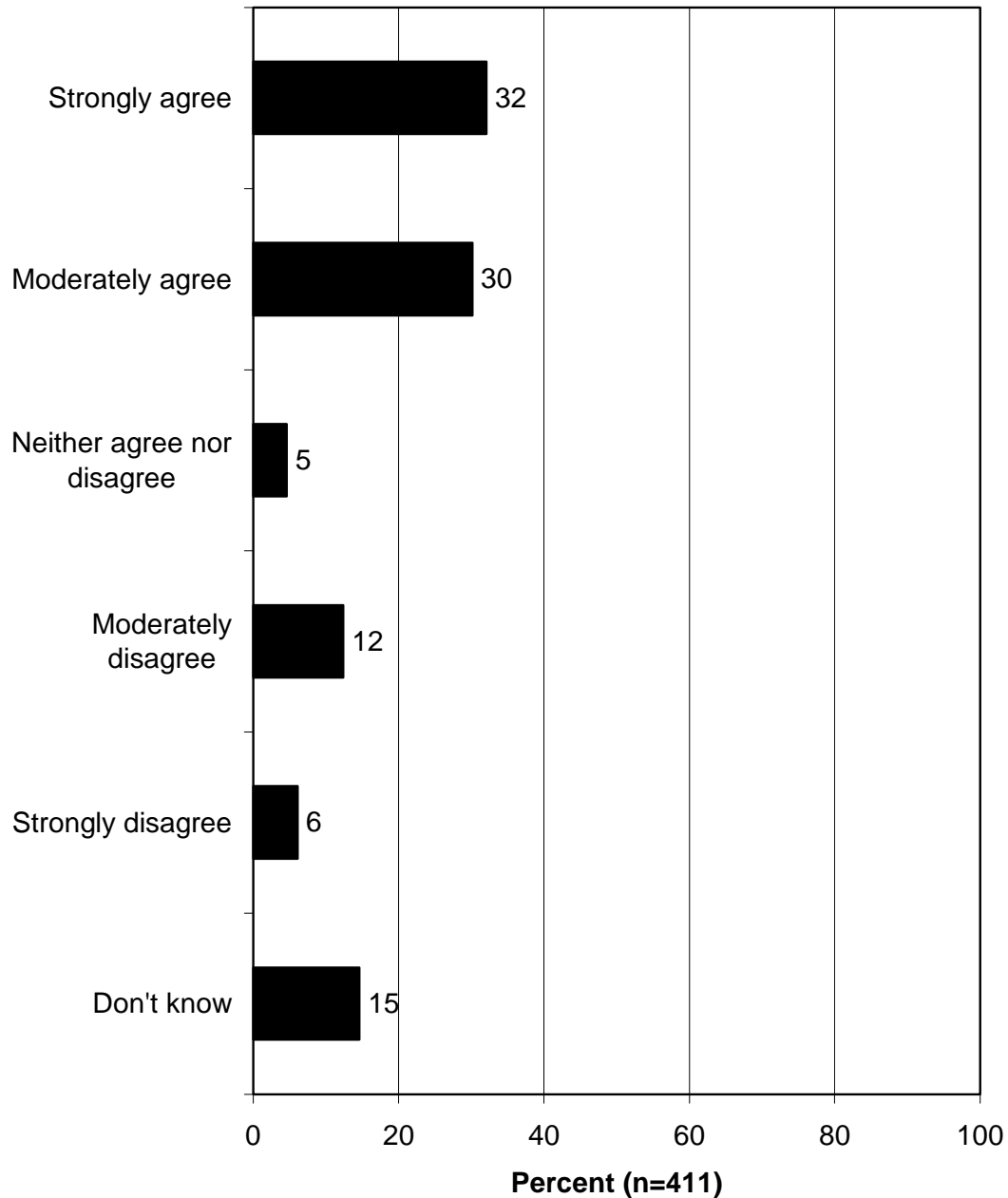
Q94. Would you support or oppose increases in user fees, such as hunting and fishing licenses, to cover the costs of conserving and managing fish and wildlife?



Q95. Would you support or oppose increases in user fees, such as hunting and fishing licenses, if it meant more opportunities for these activities?



Q96. Do you agree or disagree that costs for managing fish and wildlife should be paid for with specific user fees, such as hunting and fishing licenses?

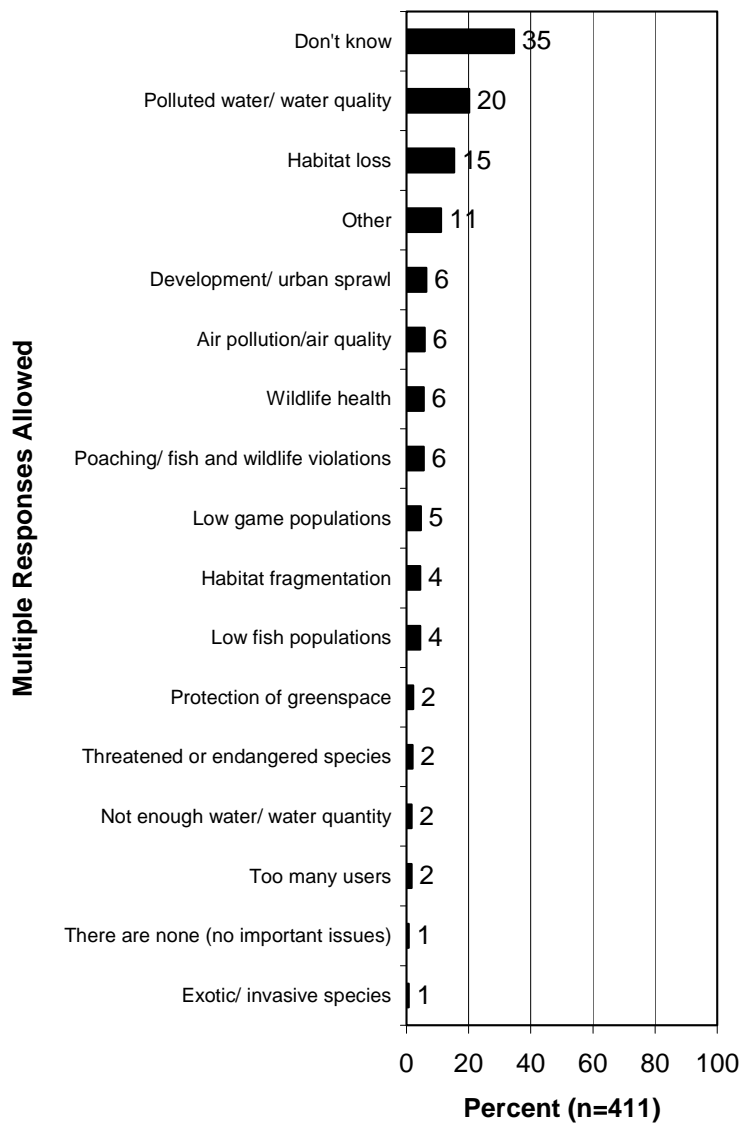


FISH AND WILDLIFE ISSUES

FISH AND WILDLIFE ISSUES FACING ARKANSAS

- Water quality/pollution (20%) was the top-named fish and wildlife issue facing Arkansas, followed closely by habitat loss (15%).

Q37. What would you say are the most important fish or wildlife issues facing Arkansas today?



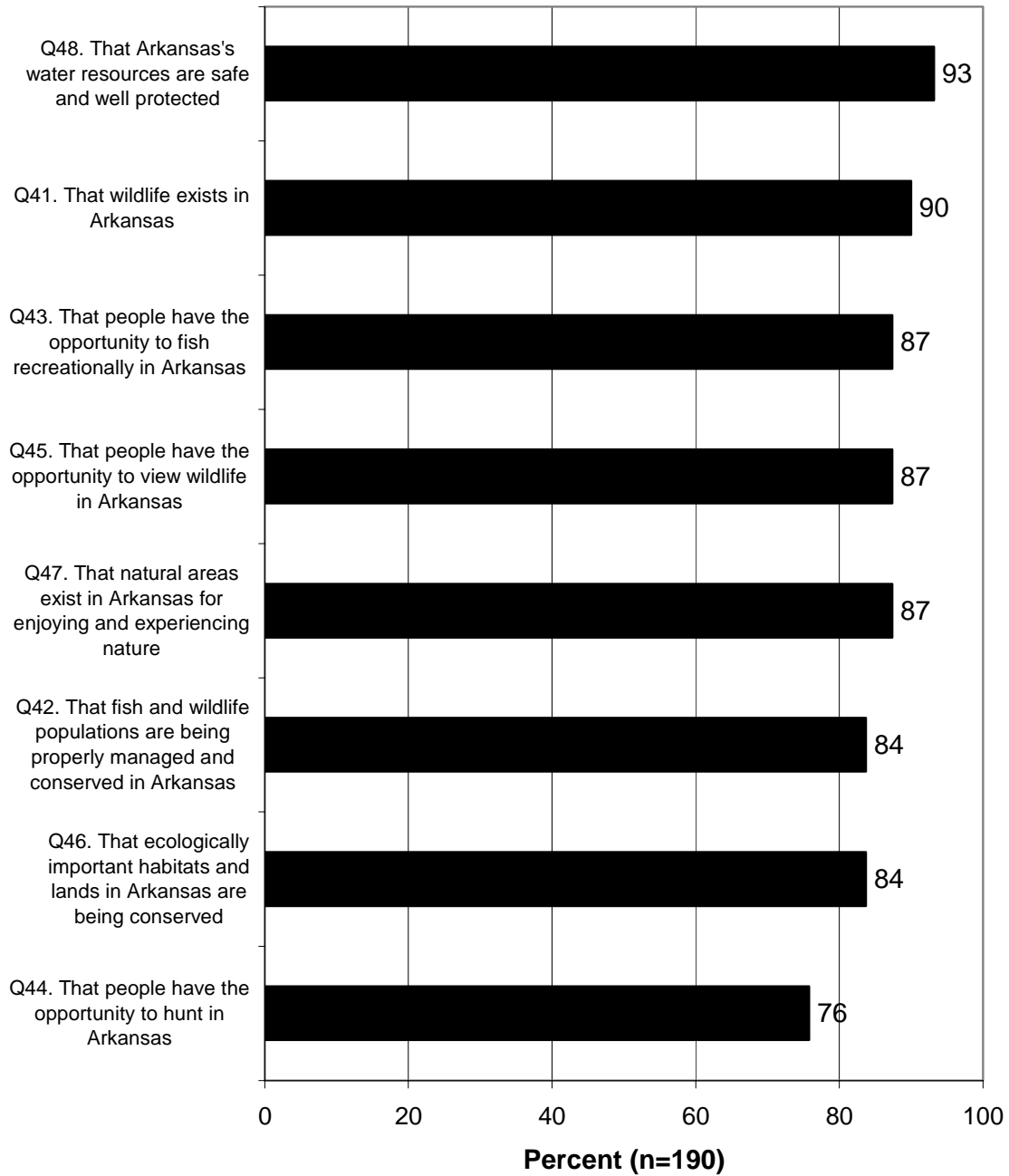
FISH AND WILDLIFE VALUES

- The top named wildlife value among the eight discussed in the survey was that Arkansas's water resources are safe and well protected, closely followed by that wildlife exists in Arkansas. The lowest on the ranking by percent naming the value as very important was that people have the opportunity to hunt in Arkansas, although a large majority still think the latter is important.
 - All values were considered important, as no value had more than 5% saying it was unimportant.
 - In looking at combined responses of very important and somewhat important, all respondents (100%) said that the opportunity to fish was important, followed closely by that wildlife exists in Arkansas (99%) and that people have the opportunity to view wildlife in Arkansas (99%).

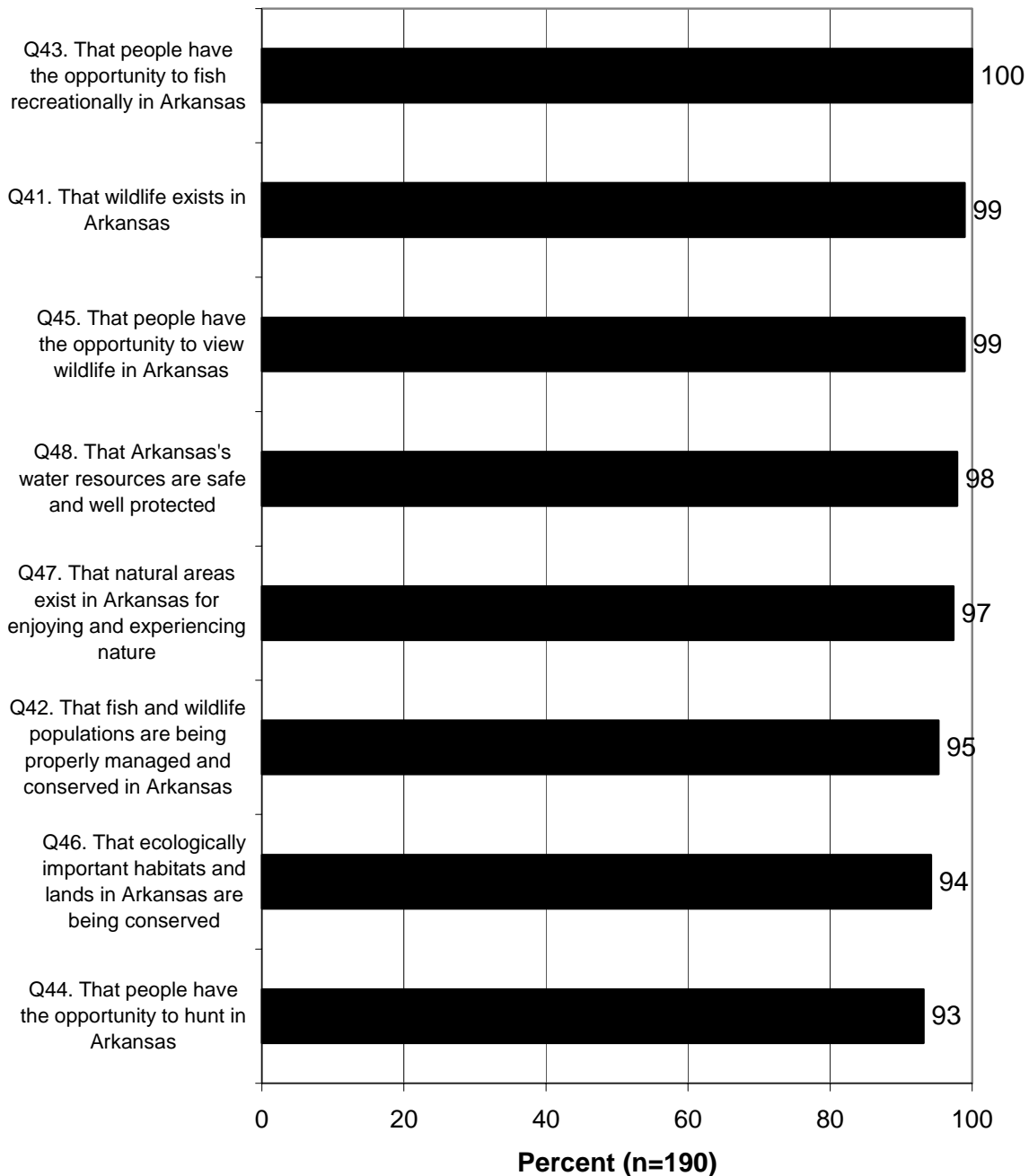
- Nearly half of respondents (48%) consider themselves anglers or fishermen, and slightly more than a third (34%) consider themselves hunters (these graphs are shown and discussed in the section of the report titled, "Participation in Outdoor Activities").

- When asked to name the two species groups that should have the highest priority for conservation funding in Arkansas, respondents most commonly (44%) said that all should have the same priority. Otherwise, birds (23%) was the top choice, followed by small mammals (16%). Similarly, when asked to name the two habitat types that should have the highest priority for conservation funding in Arkansas, a majority of respondents said that all should have the same priority; otherwise, lakes, rivers, and streams was the top answer (26%), followed by forest lands (19%).

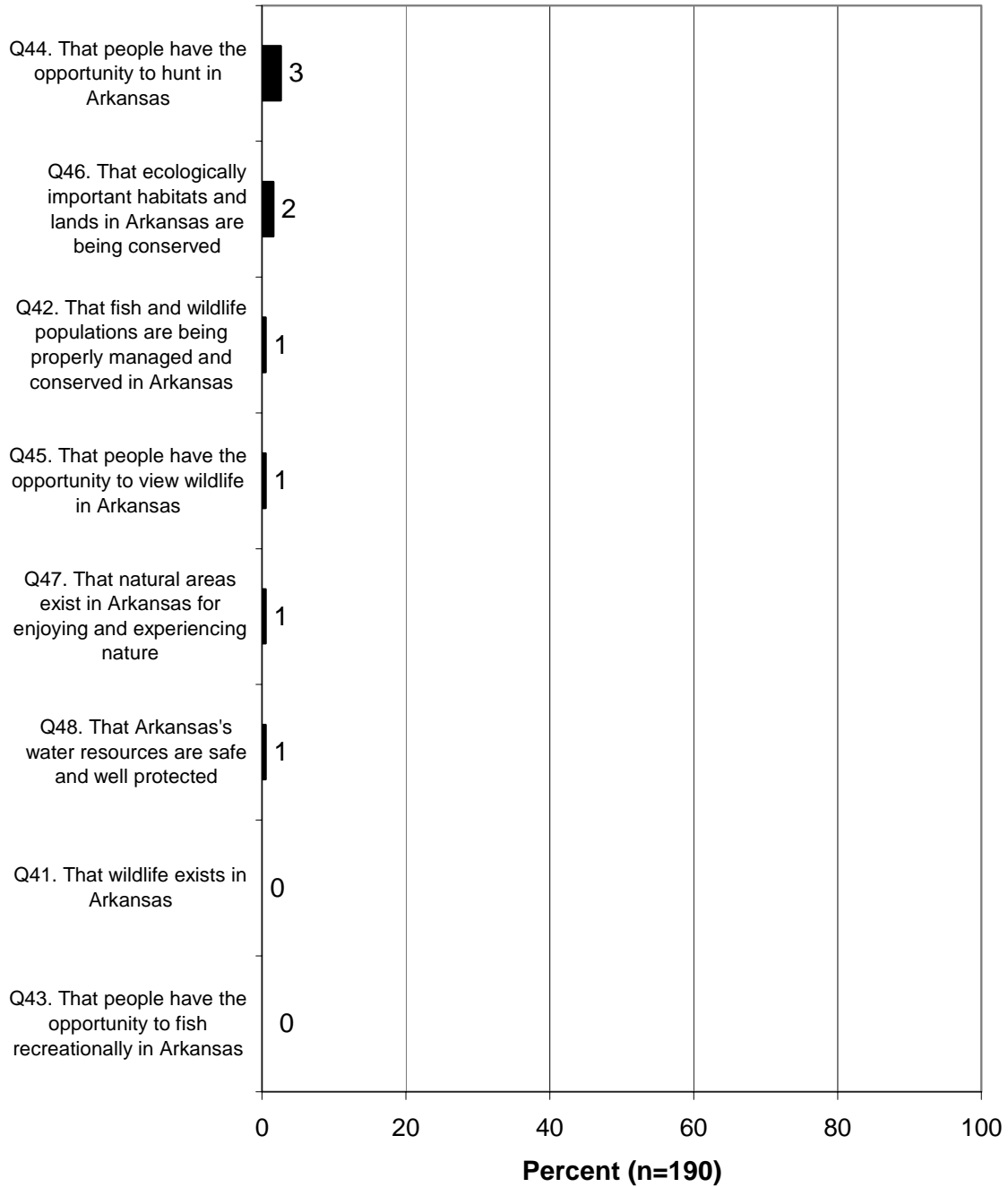
Q41-Q48. Percent who rate the following as very important.



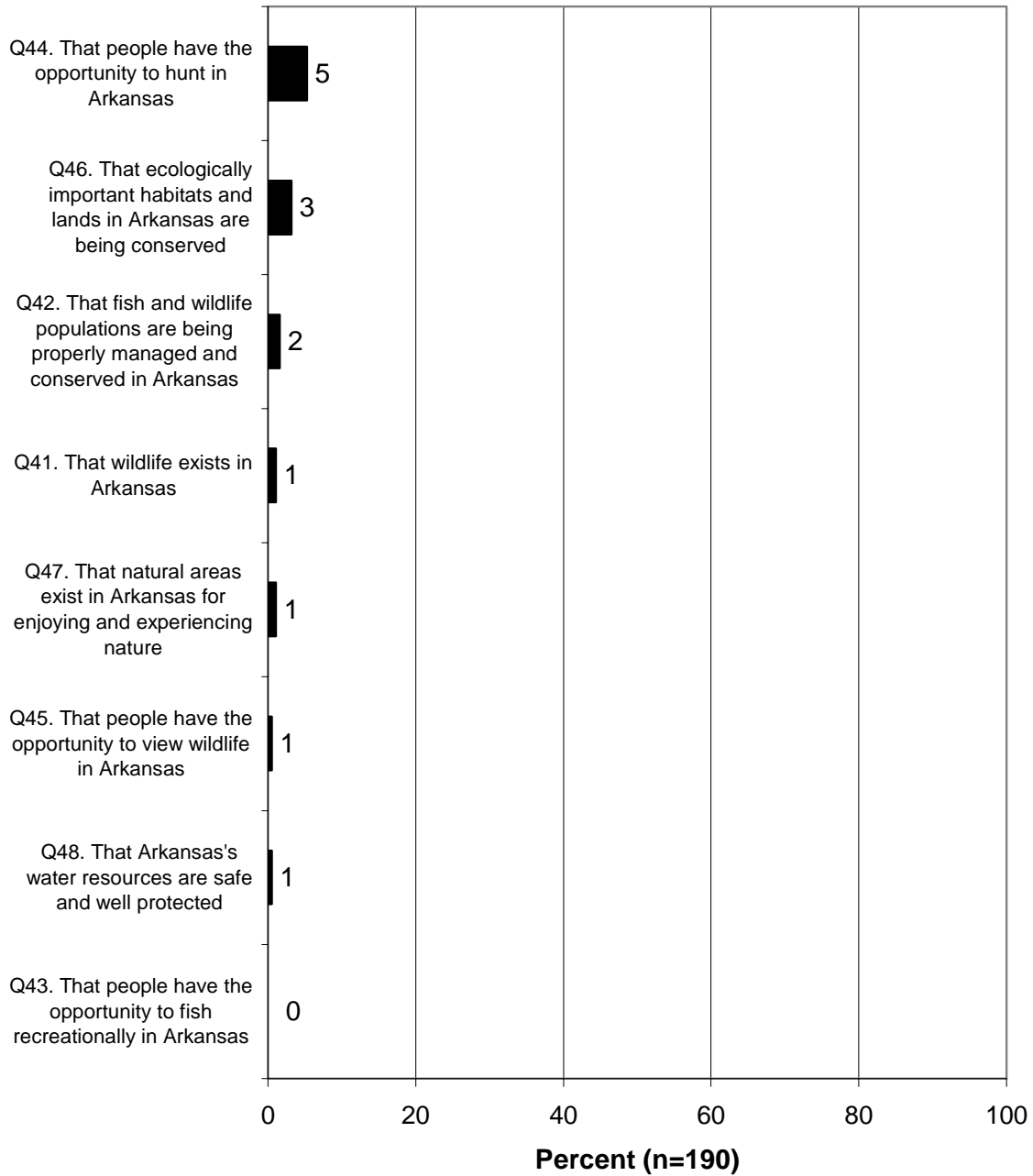
Q41-Q48. Percent who rate the following as very or somewhat important.




Q41-Q48. Percent who rate the following as very unimportant.



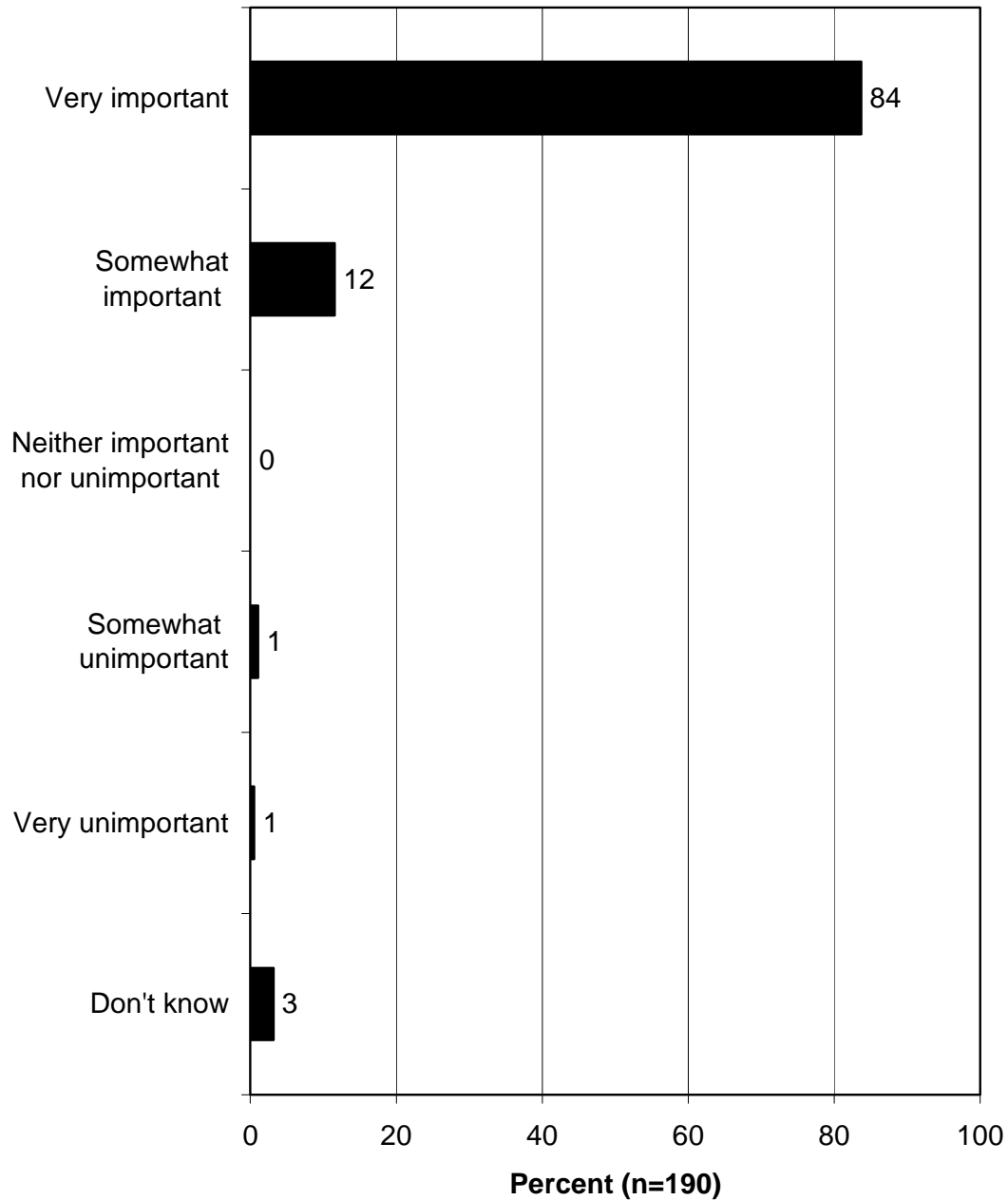
Q41-Q48. Percent who rate the following as very or somewhat unimportant.



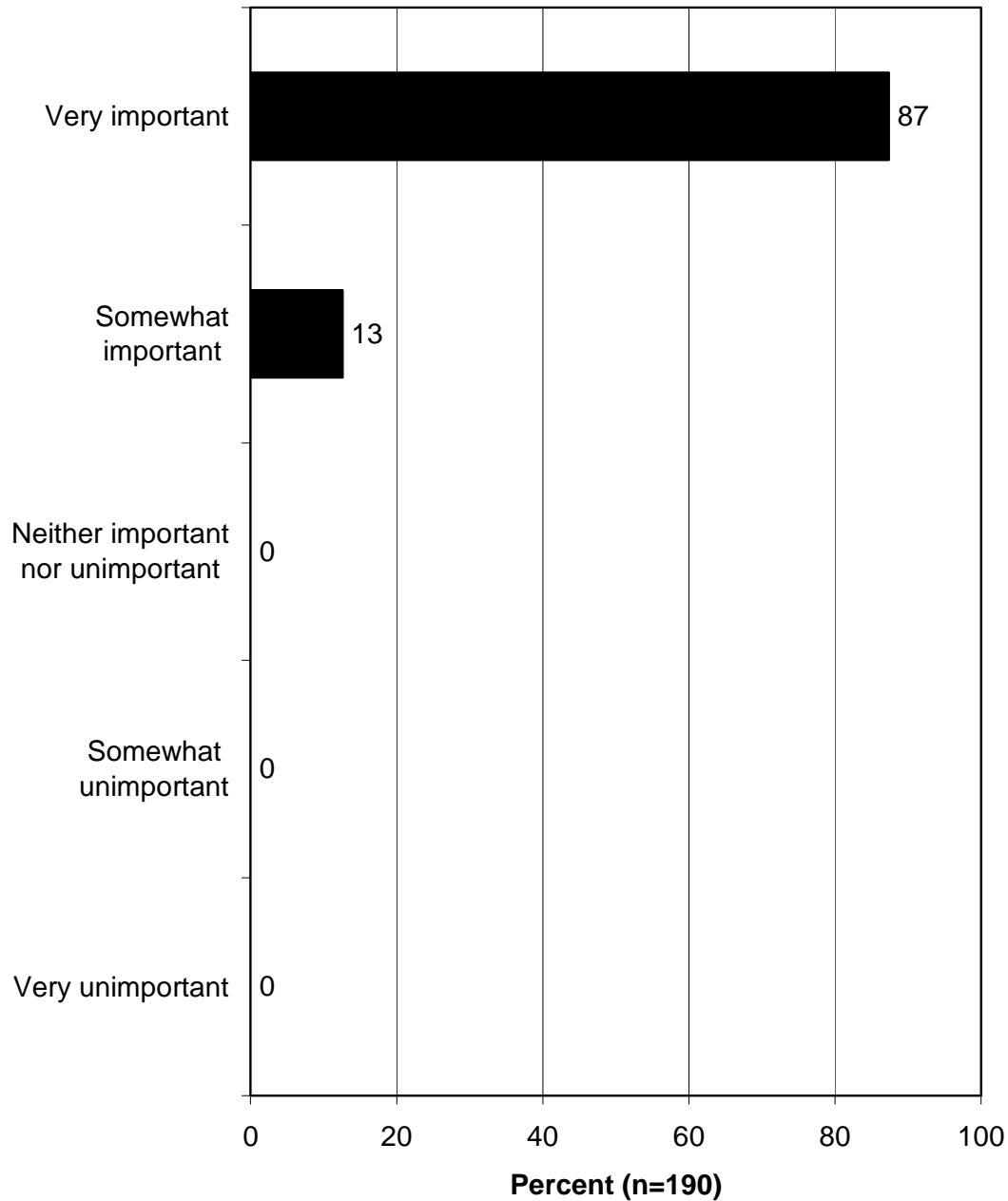
Q41. Is it important or unimportant to you that wildlife exists in Arkansas?



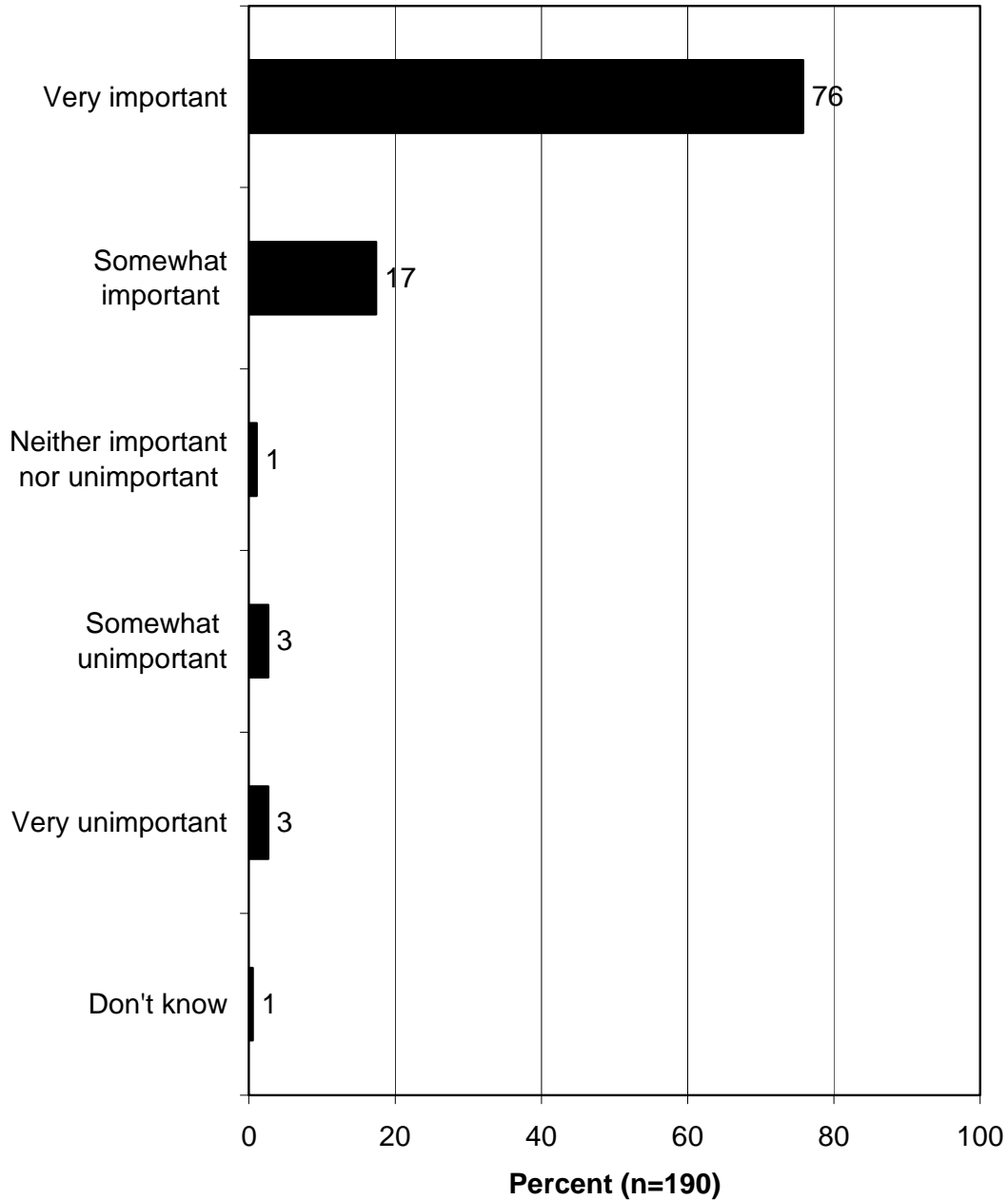
Q42. Is it important or unimportant to you that fish and wildlife populations are being properly managed and conserved in Arkansas?



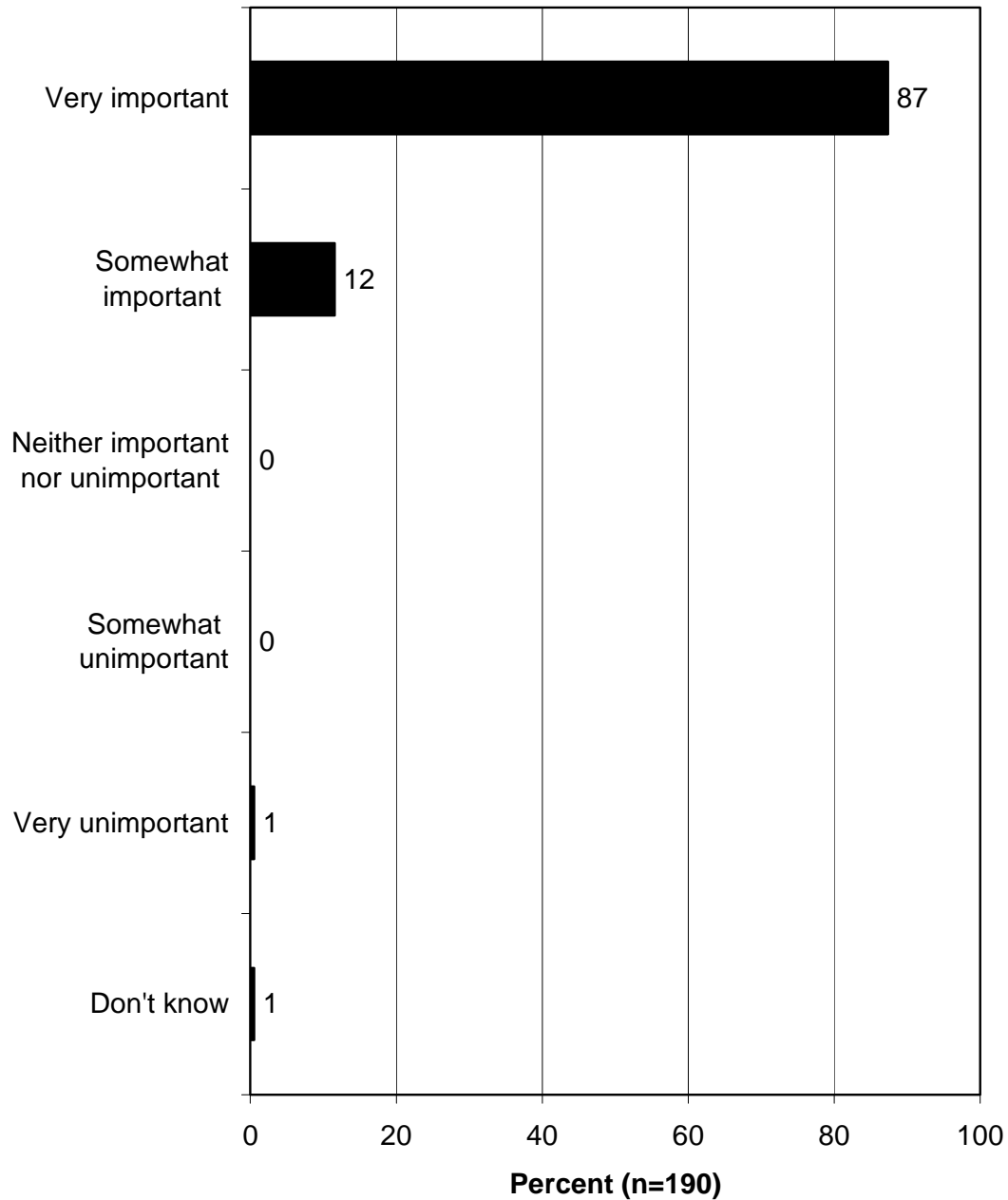
Q43. Is it important or unimportant to you that people have the opportunity to fish recreationally in Arkansas?



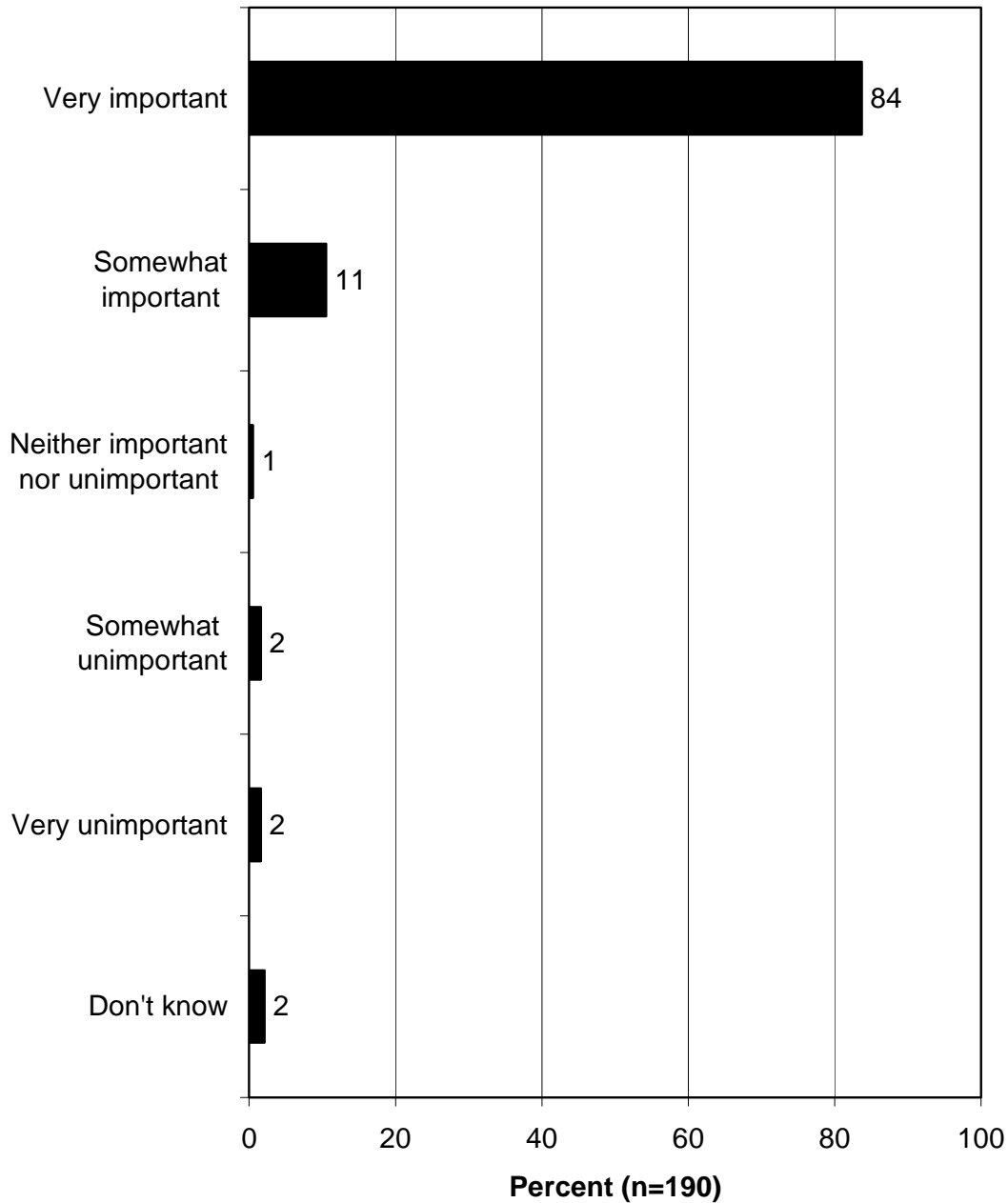
Q44. Is it important or unimportant to you that people have the opportunity to hunt in Arkansas?



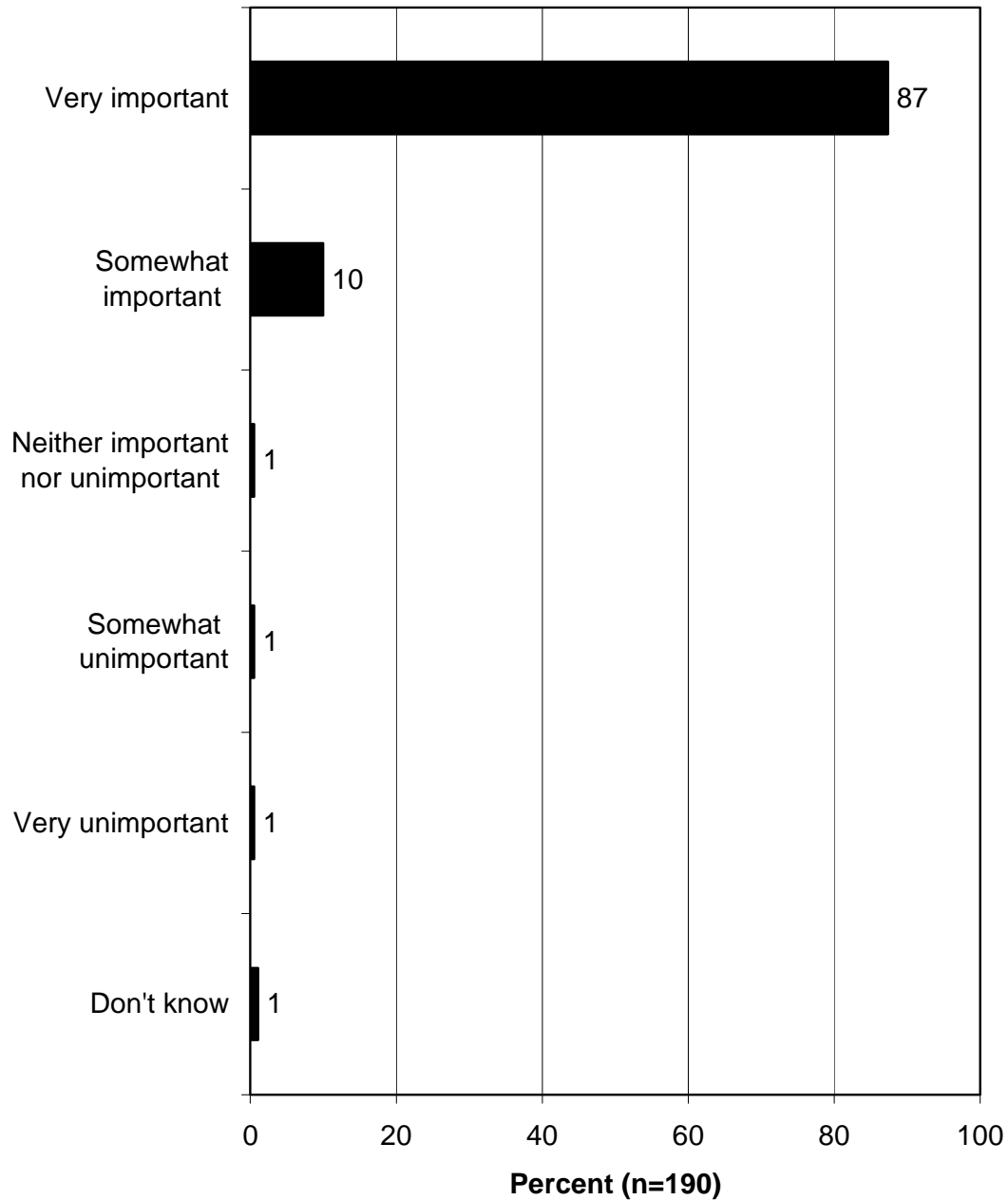
Q45. Is it important or unimportant to you that people have the opportunity to view wildlife in Arkansas?



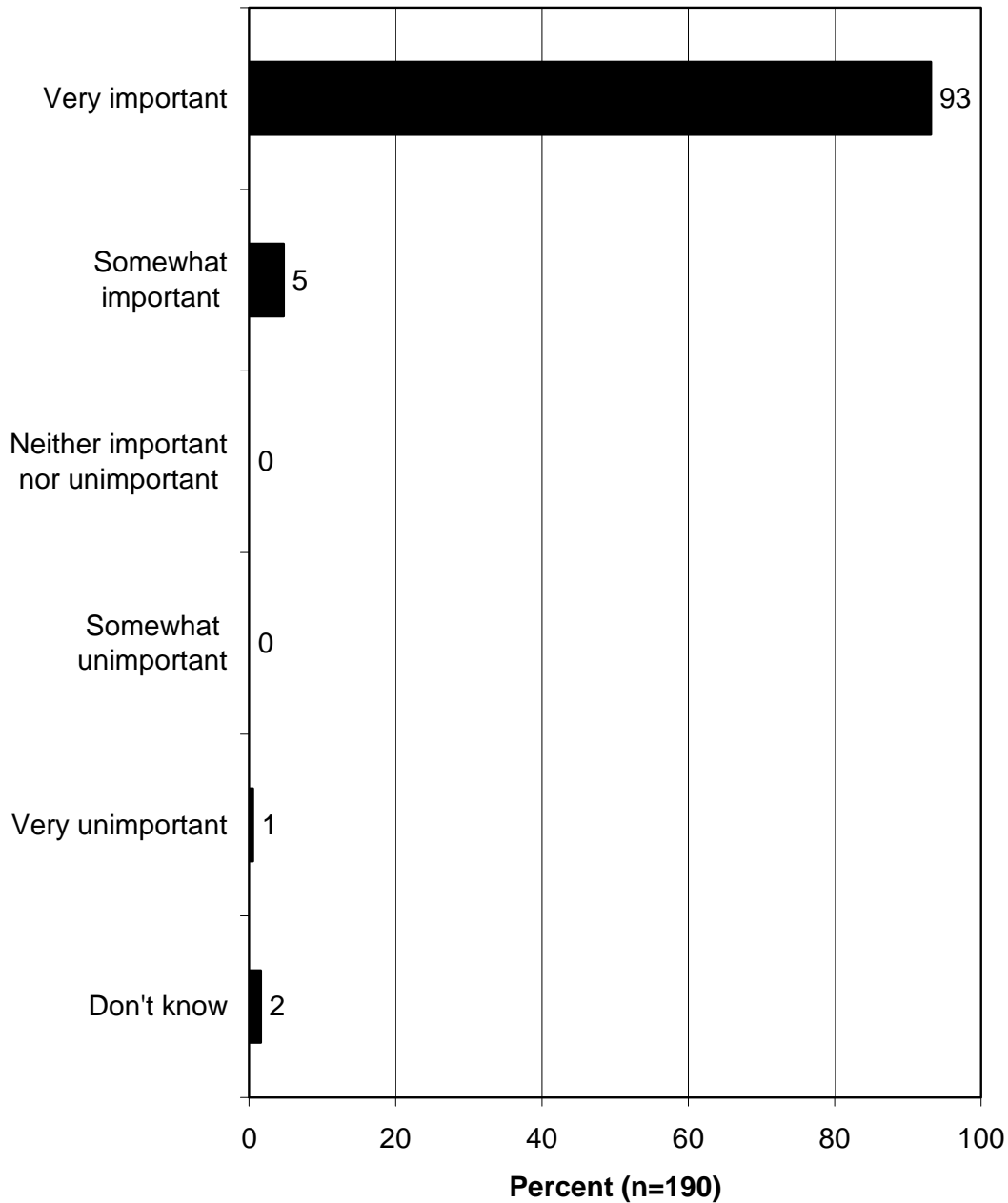
Q46. Is it important or unimportant to you that ecologically important habitats and lands in Arkansas are being conserved?



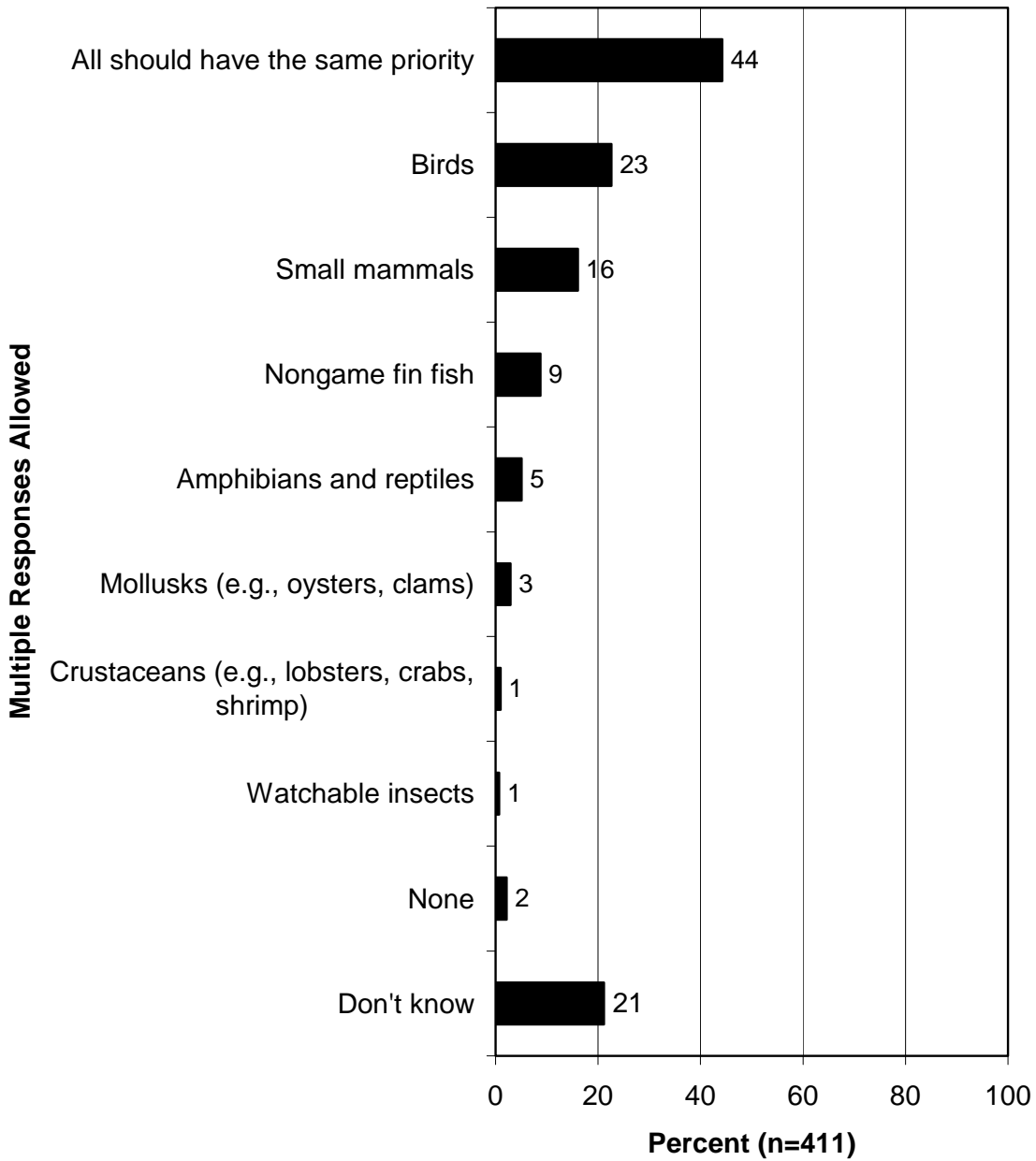
Q47. Is it important or unimportant to you that natural areas exist in Arkansas for enjoying and experiencing nature?



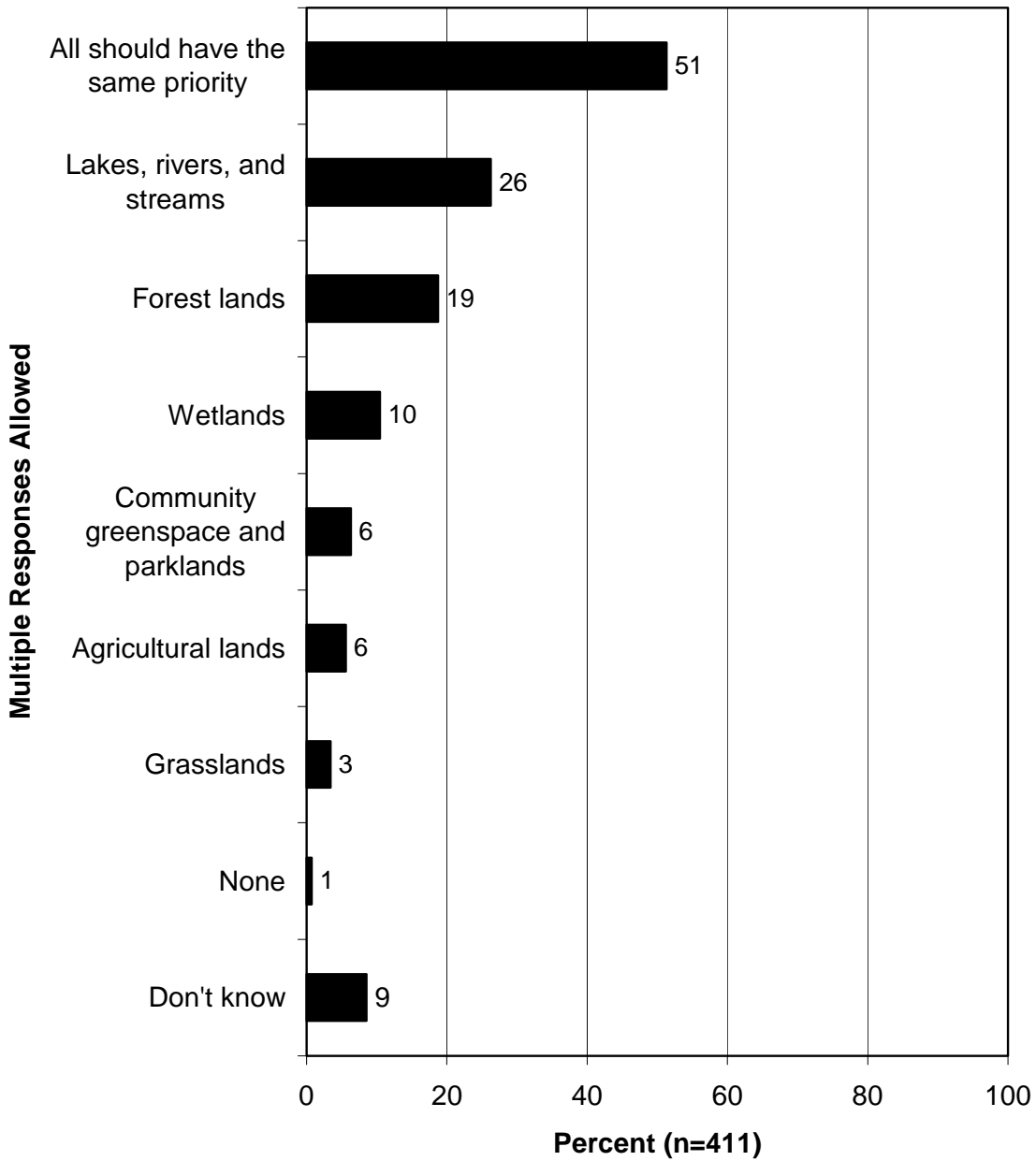
Q48. Is it important or unimportant to you that Arkansas's water resources are safe and well protected?



Q117. Which two of the following species groups should have the highest priority for conservation funding in Arkansas?



Q119. Which two of the following habitat types should have the highest priority for conservation funding in Arkansas?



OPINIONS ON WATER QUALITY AND QUANTITY ISSUES

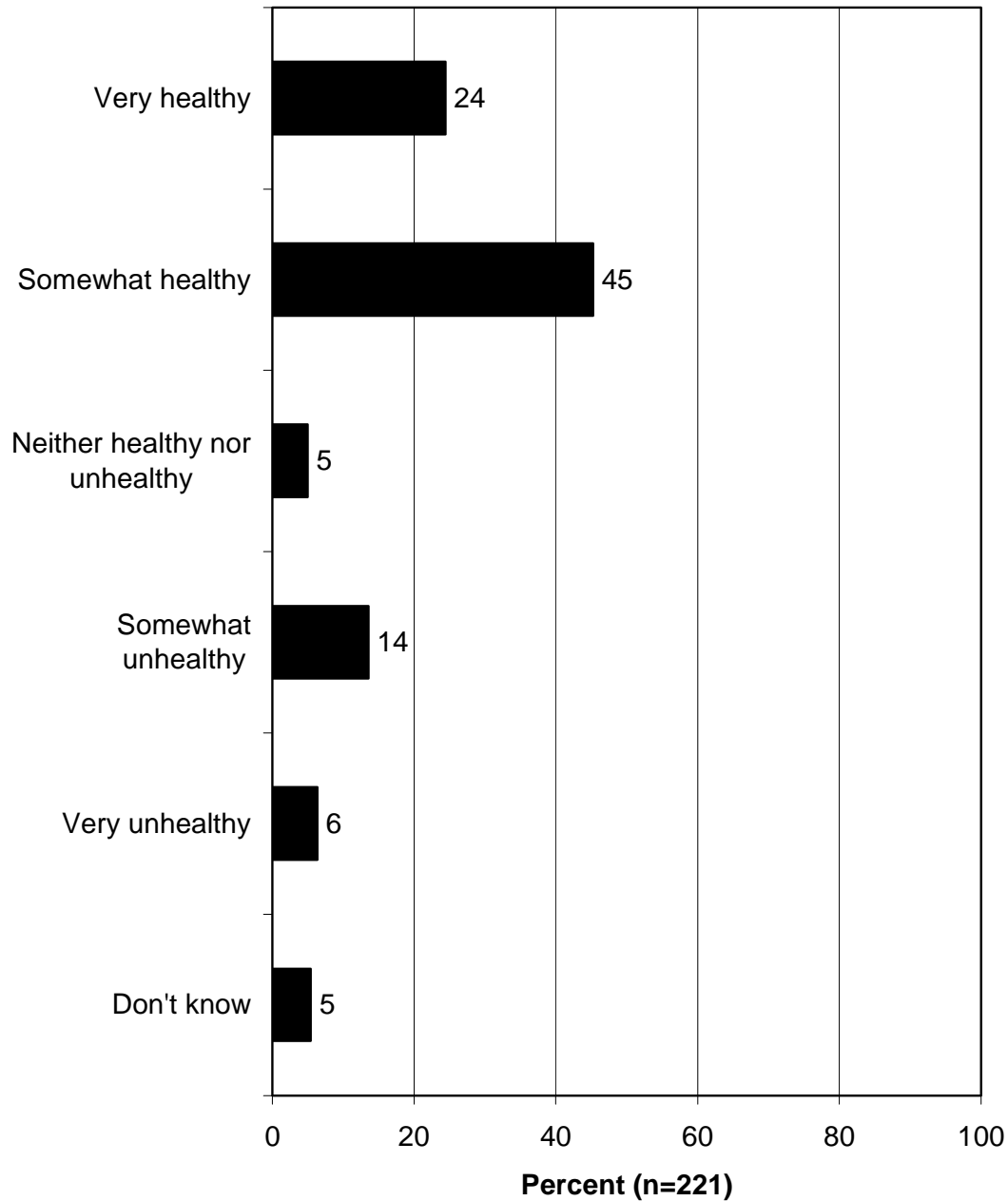
- A large majority of respondents (69%) think that Arkansas's waters are healthy, although "somewhat" healthy led "very" healthy answers by about 2 to 1.
 - 20% think Arkansas's waters are unhealthy.
 - Anglers are more likely than non-anglers to think that Arkansas's waters are healthy; hunters are not much different than non-hunters on this question.

- Despite that a majority of Arkansas residents feel that Arkansas's waters are healthy, a majority (53%) rate their concern for water quality at a "10," the highest level of concern.
 - 81% rated their concern for water quality higher than the mid-point of "5."
 - Industrial waste (31%) is perceived as the top factor contributing to water quality issues in Arkansas, followed by litter/trash (21%), agricultural runoff (17%), and wastewater treatment plants/sewage (14%).

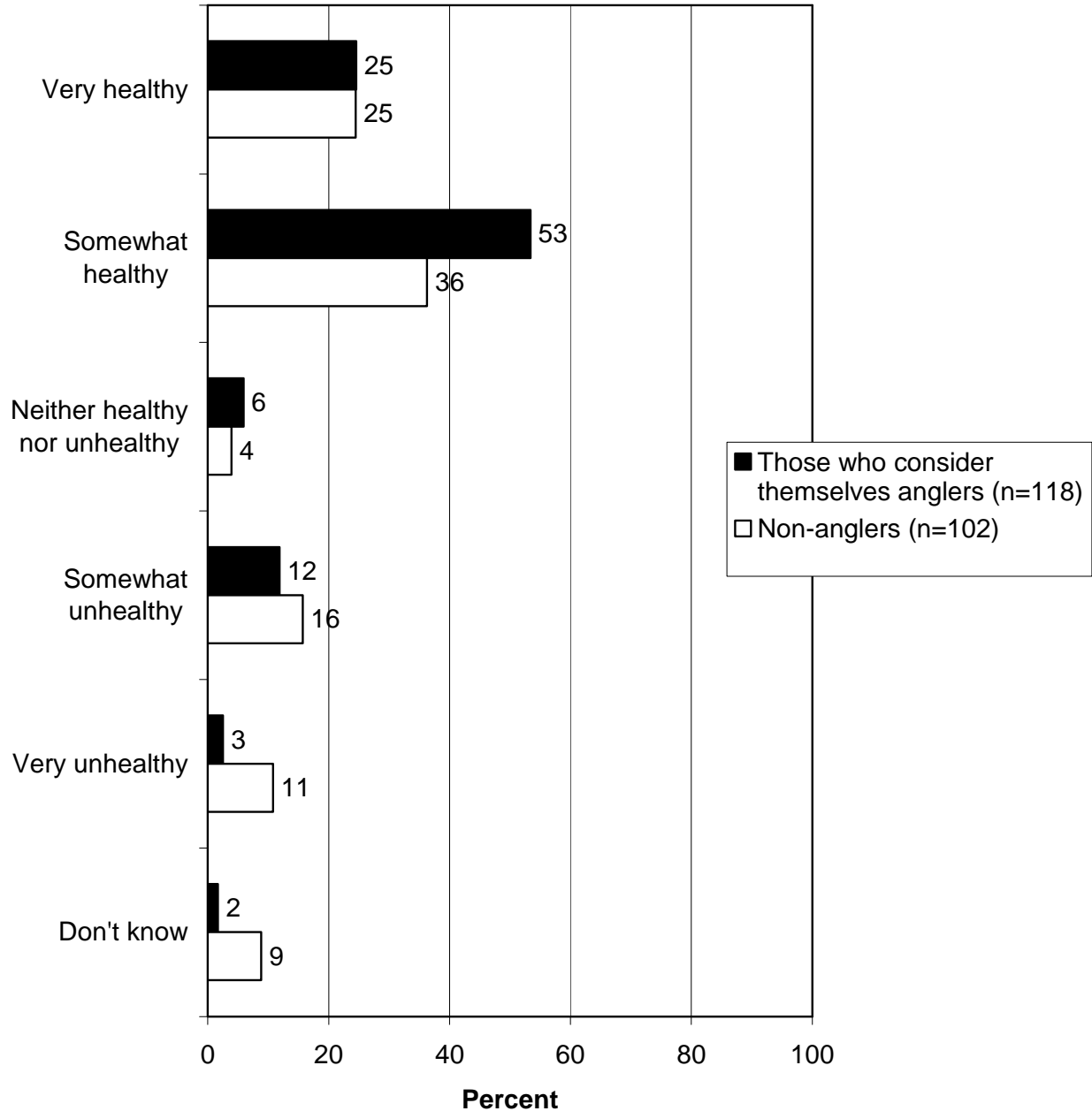
- Arkansas residents also expressed high concern for water quantity, although not as high as for water quality: 45% rated their concern for water quantity at "10."
 - 71% rated their concern for water quantity higher than the mid-point of "5."
 - The major factors that are perceived as contributing to water quantity issues are drought (15%), agricultural use/irrigation (11%), industrial/commercial use (10%), and residential use, including lawn watering (10%).

- A large majority of Arkansas residents said their concern for water resources was for both people and fish/wildlife (75%). Nonetheless, more respondents said they were concerned about water resources for people (14%) than for fish/wildlife (5%).
 - Anglers and hunters were not much different than non-anglers and non-hunters on this question.

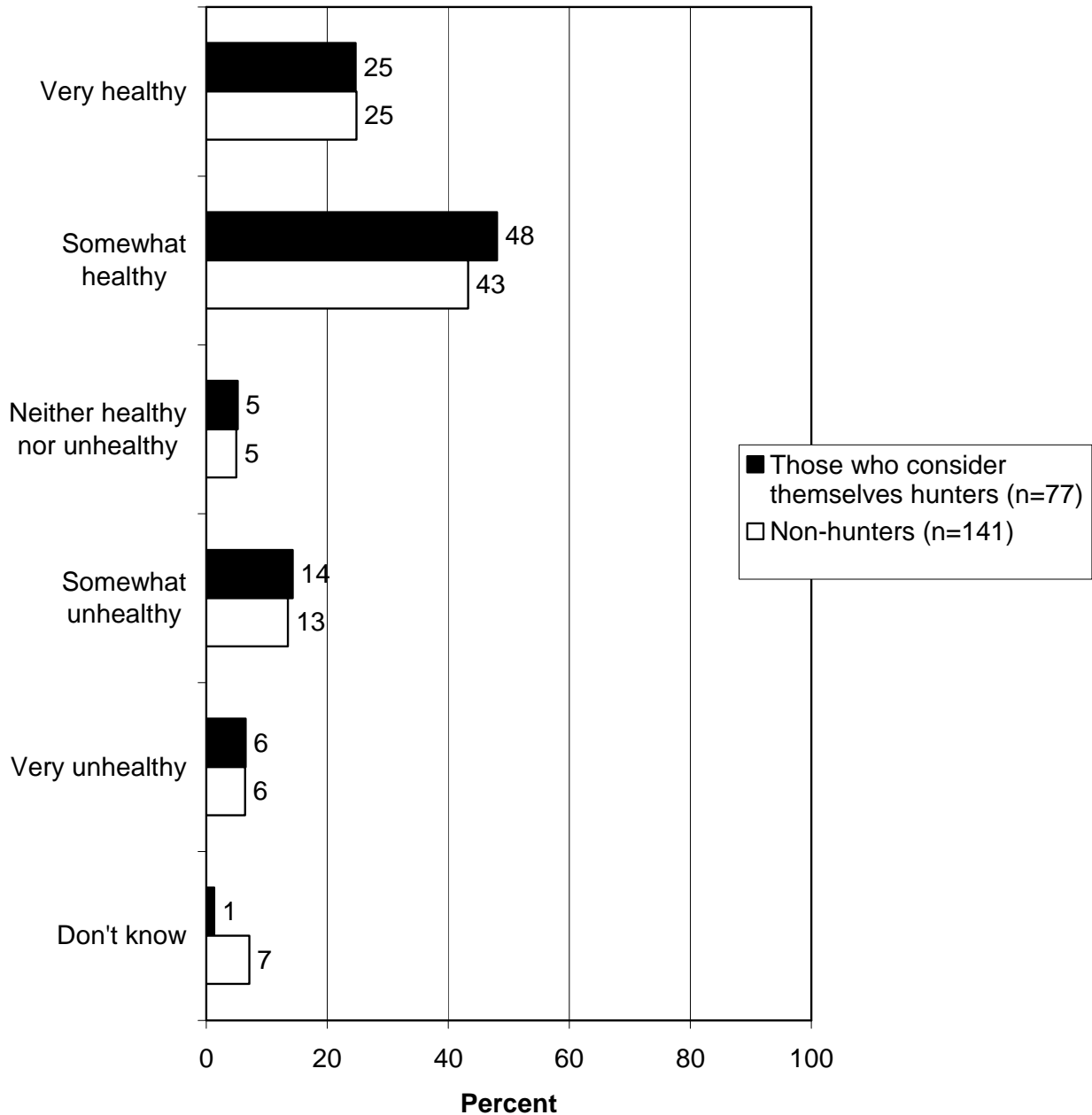
Q49. Do you think Arkansas's waters, that is rivers, lakes, streams, and underground aquifers, are healthy or unhealthy?



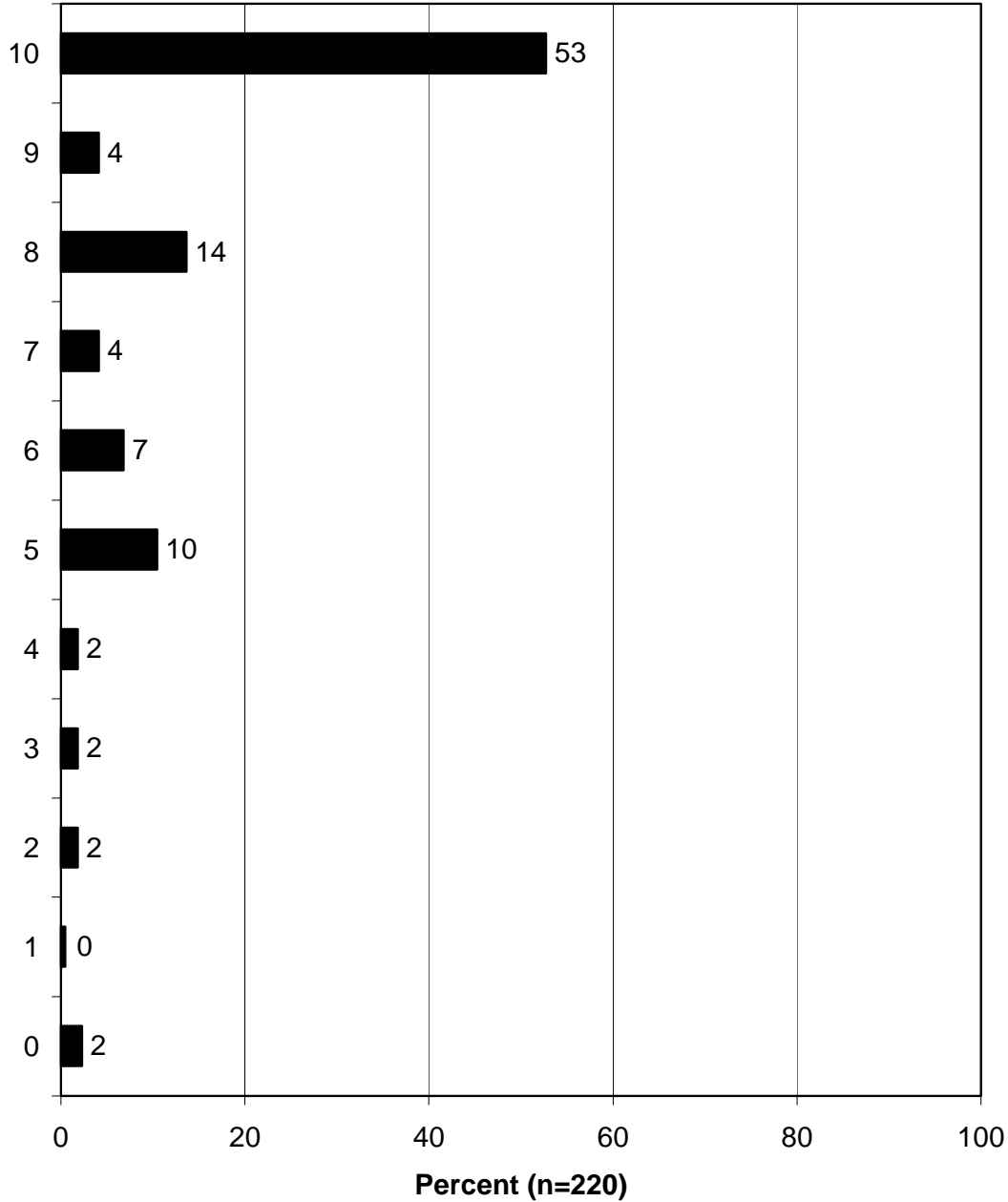
Q49. Do you think Arkansas' waters, that is rivers, lakes, streams, and underground aquifers, are healthy or unhealthy?



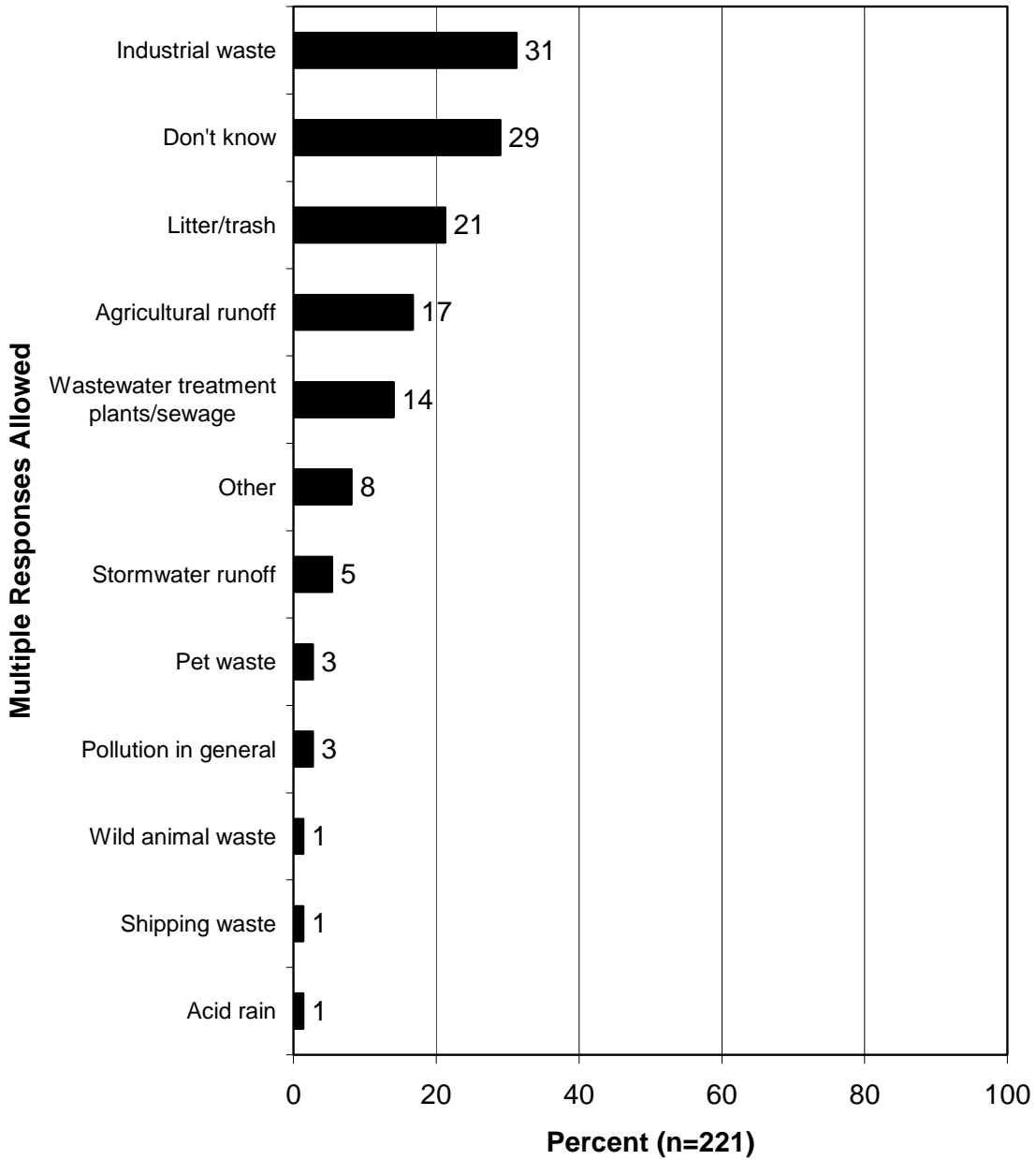
Q49. Do you think Arkansas' waters, that is rivers, lakes, streams, and underground aquifers, are healthy or unhealthy?



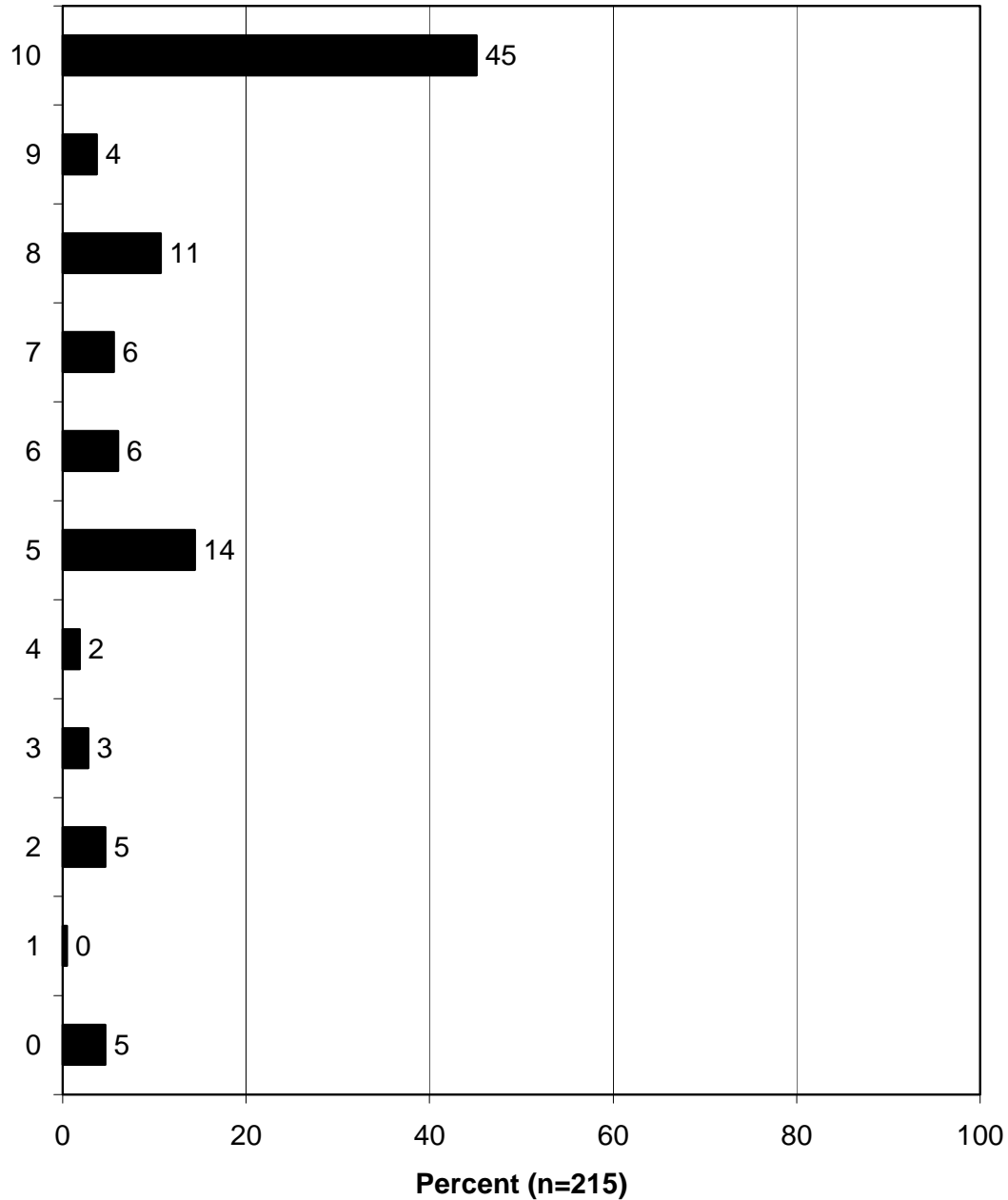
Q50. On a scale of 0 to 10, where 0 is not concerned and 10 is extremely concerned, how concerned are you about water quality in Arkansas?



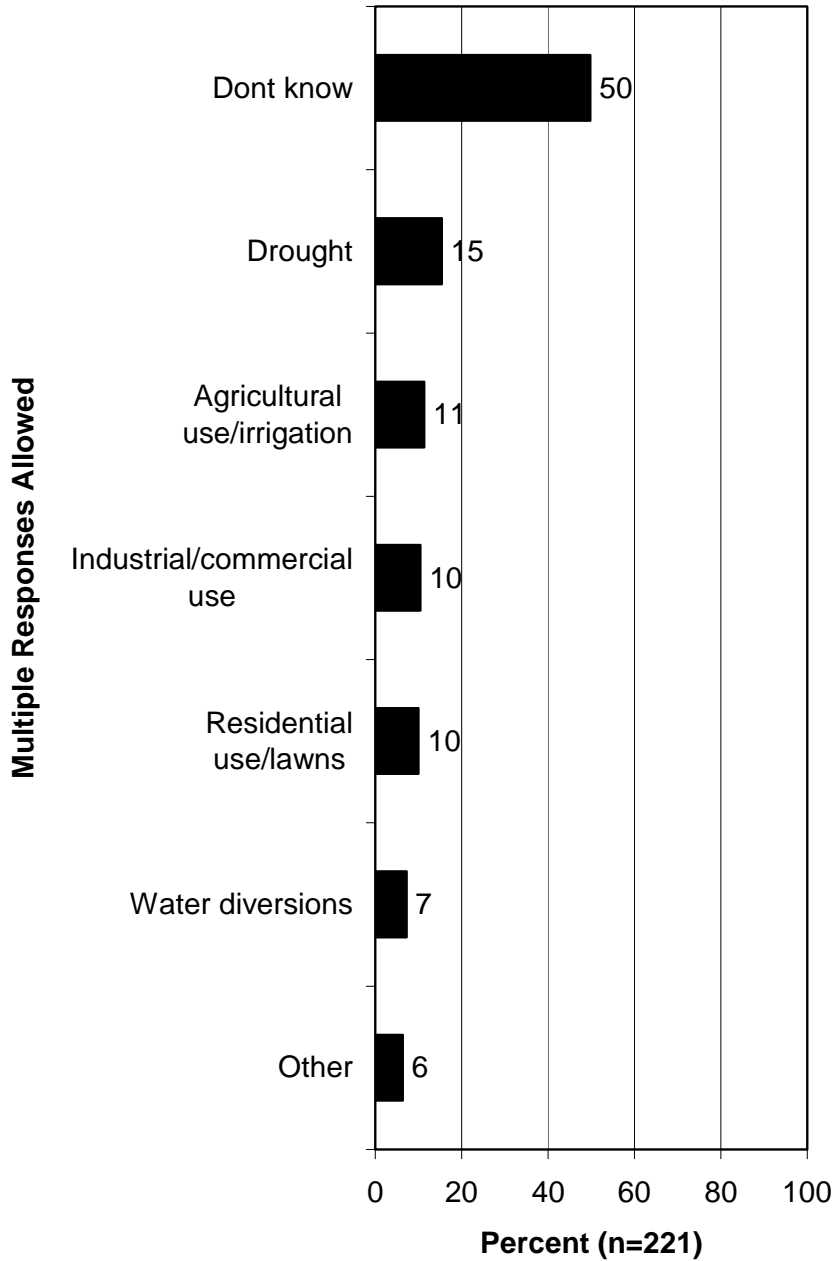
Q54. What do you feel are the major factors contributing to water quality issues in Arkansas?



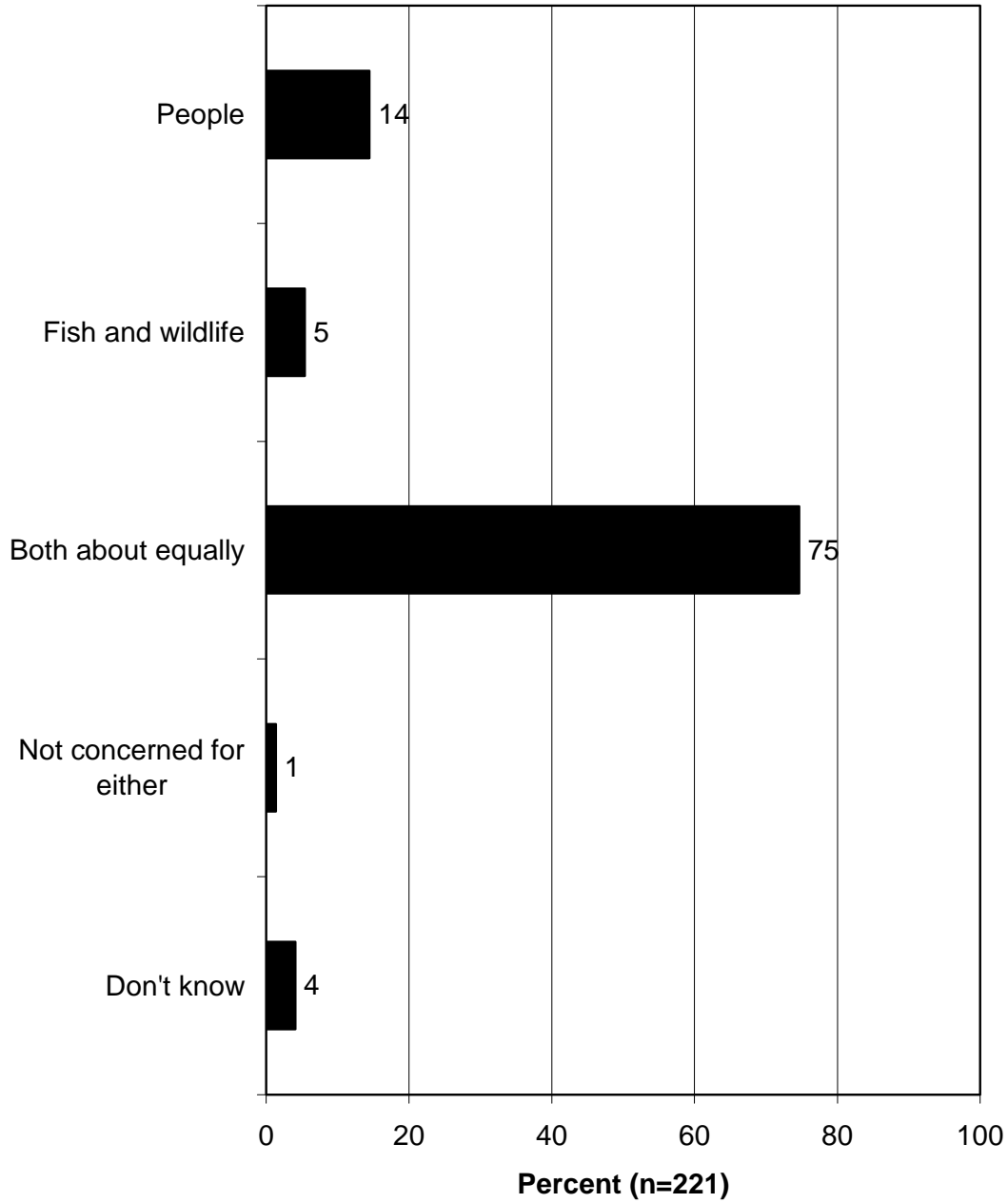
Q51. On a scale of 0 to 10, where 0 is not concerned and 10 is extremely concerned, how concerned are you about water quantity, that is, the amount of water, in Arkansas?



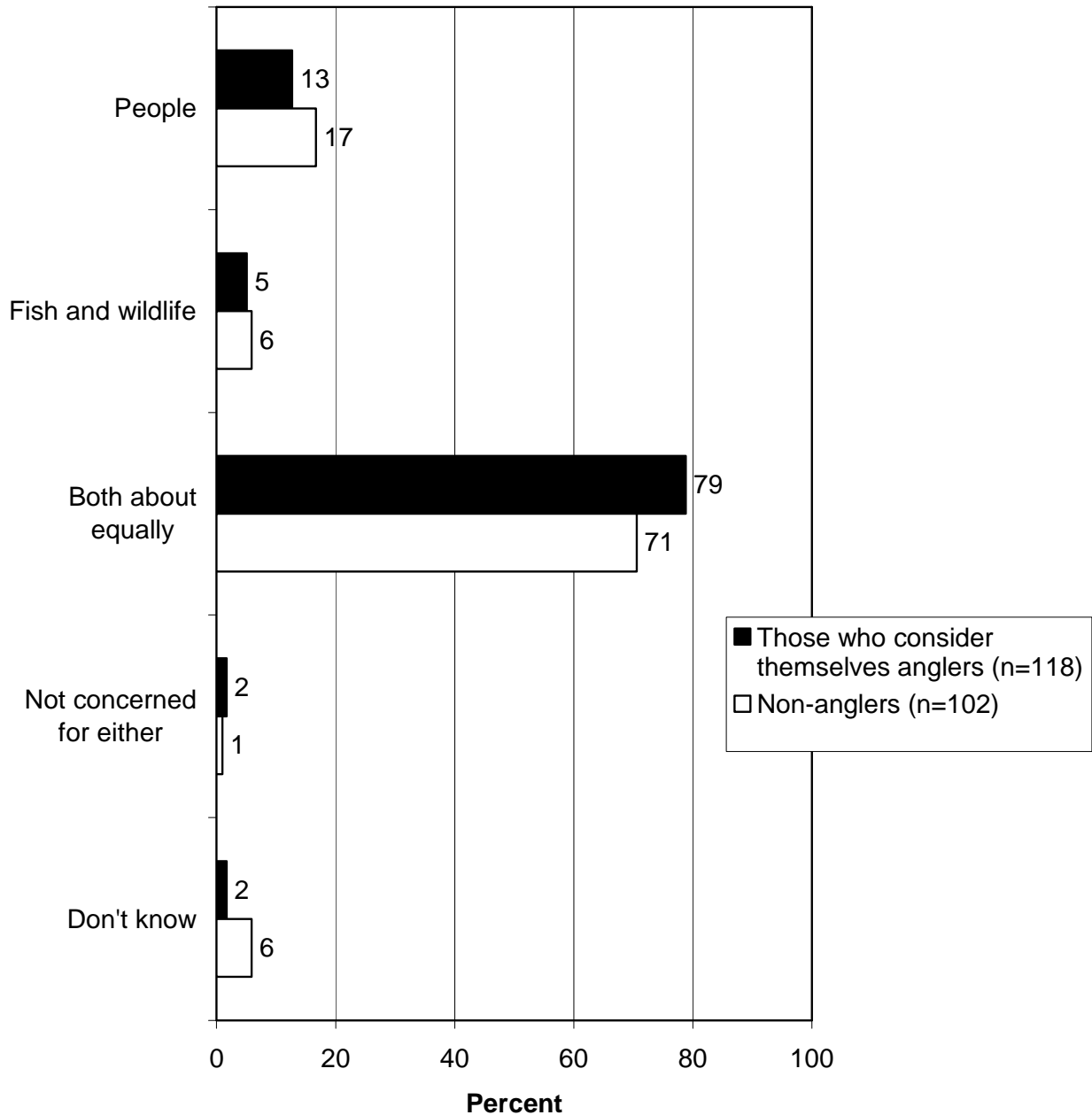
Q57. What do you feel are the major factors contributing to water quantity issues in Arkansas?



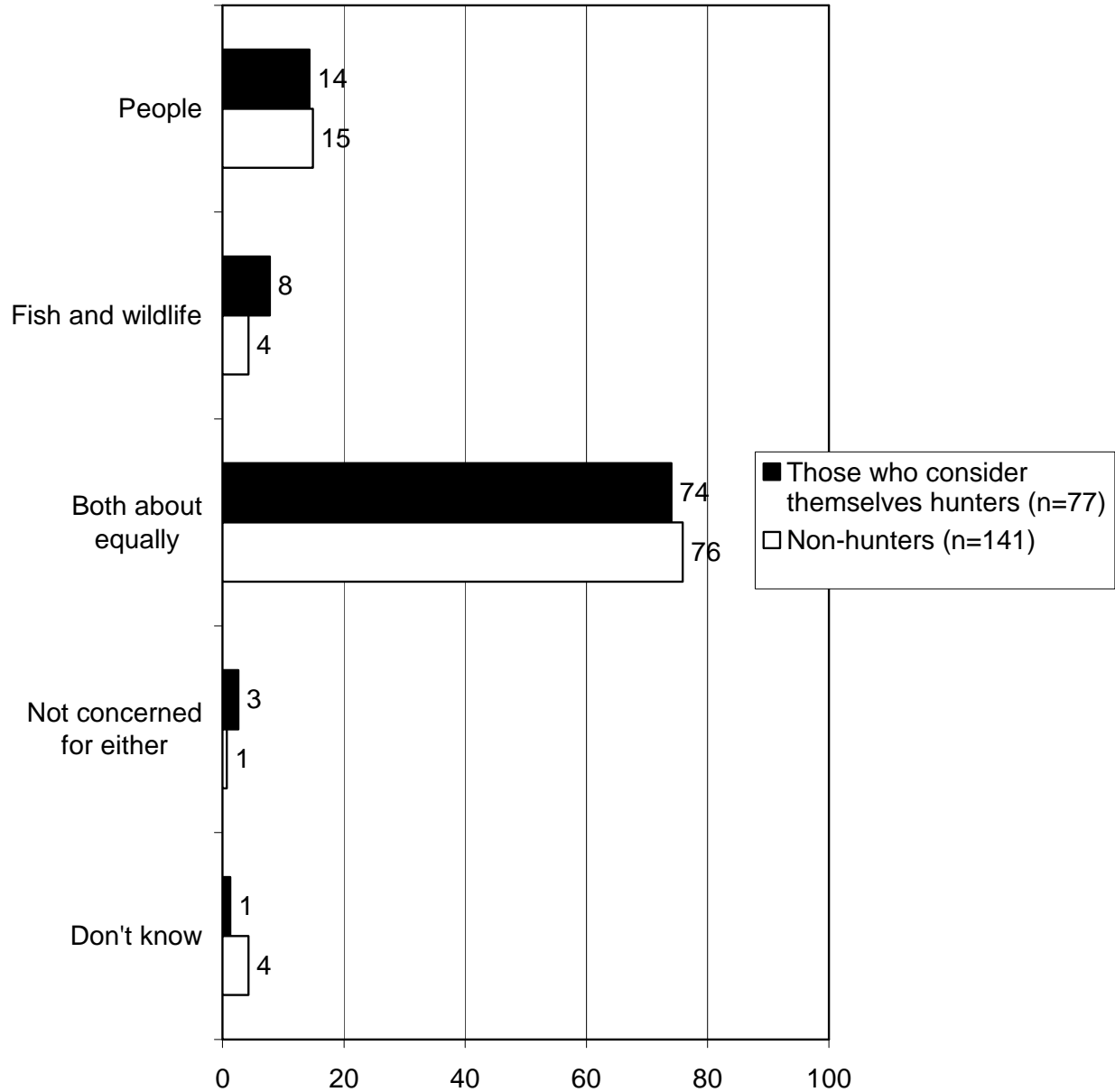
Q52. Are you more concerned about water resources in Arkansas for people, for fish and wildlife, or both about equally?



Q52. Are you more concerned about water resources in Arkansas for people, for fish and wildlife, or both about equally?



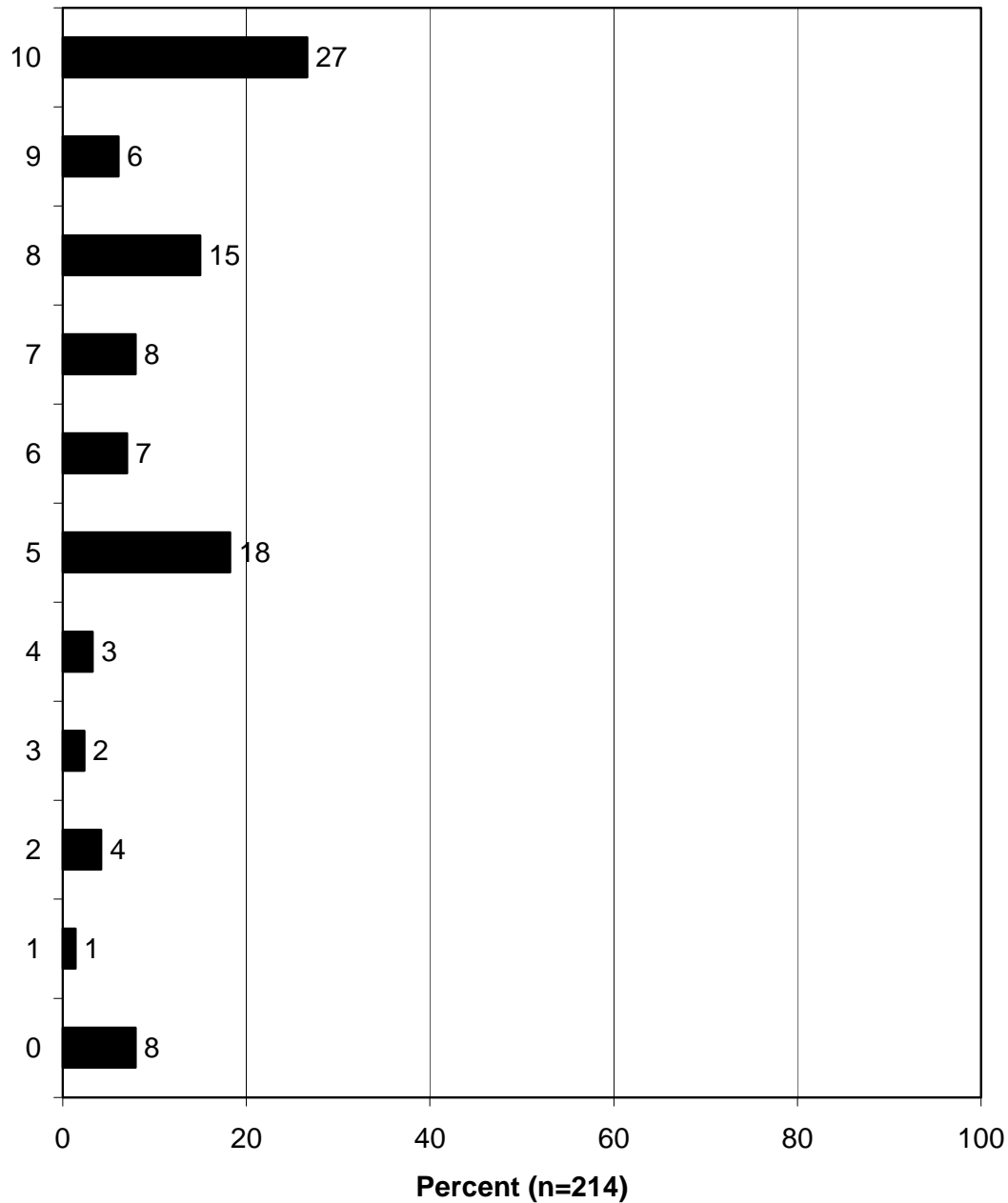
Q52. Are you more concerned about water resources in Arkansas for people, for fish and wildlife, or both about equally?



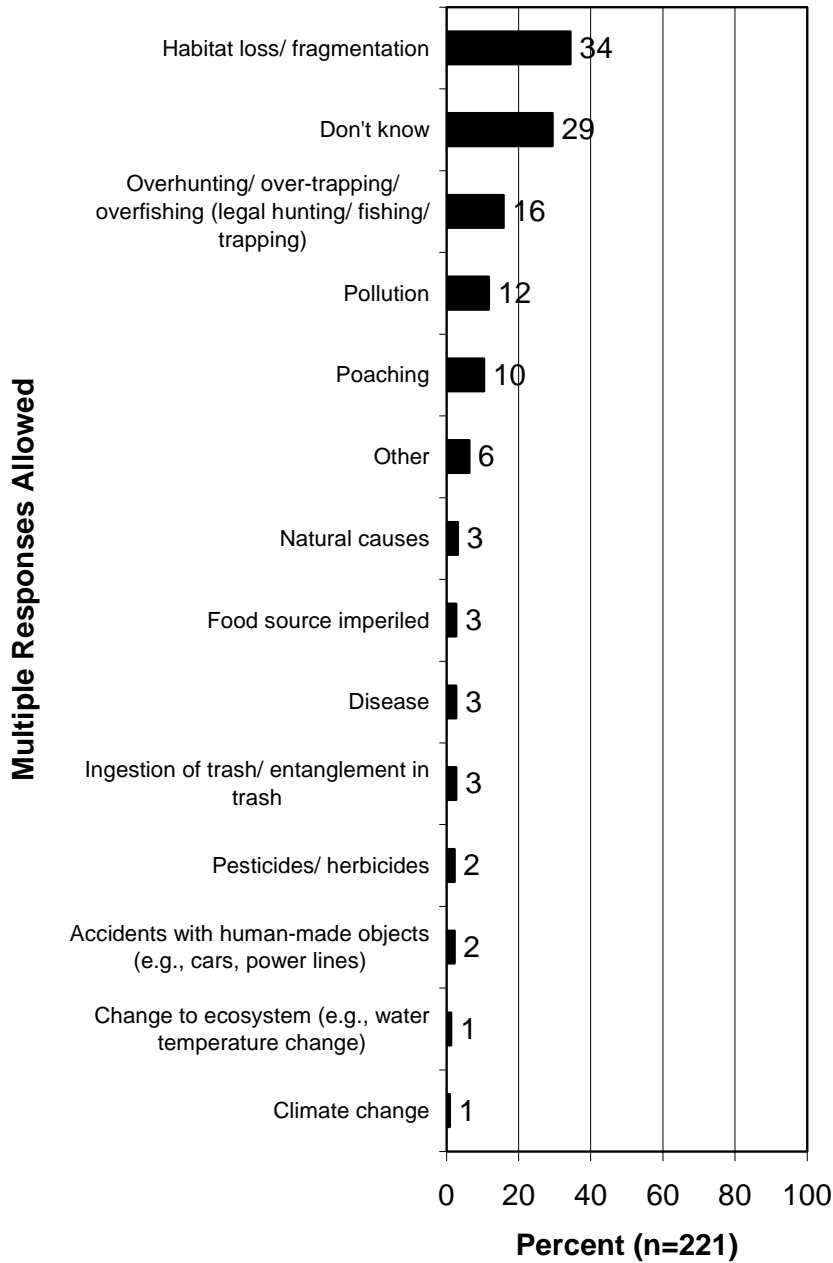
OPINIONS ON THREATENED AND ENDANGERED WILDLIFE

- A little more than a fourth of respondents (27%) rated their concern for threatened and endangered species at “10,” the highest level of concern; a majority (63%) rated their concern higher than the mid-point of “5.”
 - A substantial percentage (18%) rated their concern neutral (at “5”).
 - Habitat loss and fragmentation together is seen as the top factor contributing to species becoming threatened or endangered in Arkansas; over-harvesting by legal hunters, trappers, and anglers is thought by some to contribute to species becoming threatened or endangered.

Q59. On a scale of 0 to 10, where 0 is not concerned and 10 is extremely concerned, how concerned are you about threatened and endangered species in Arkansas?



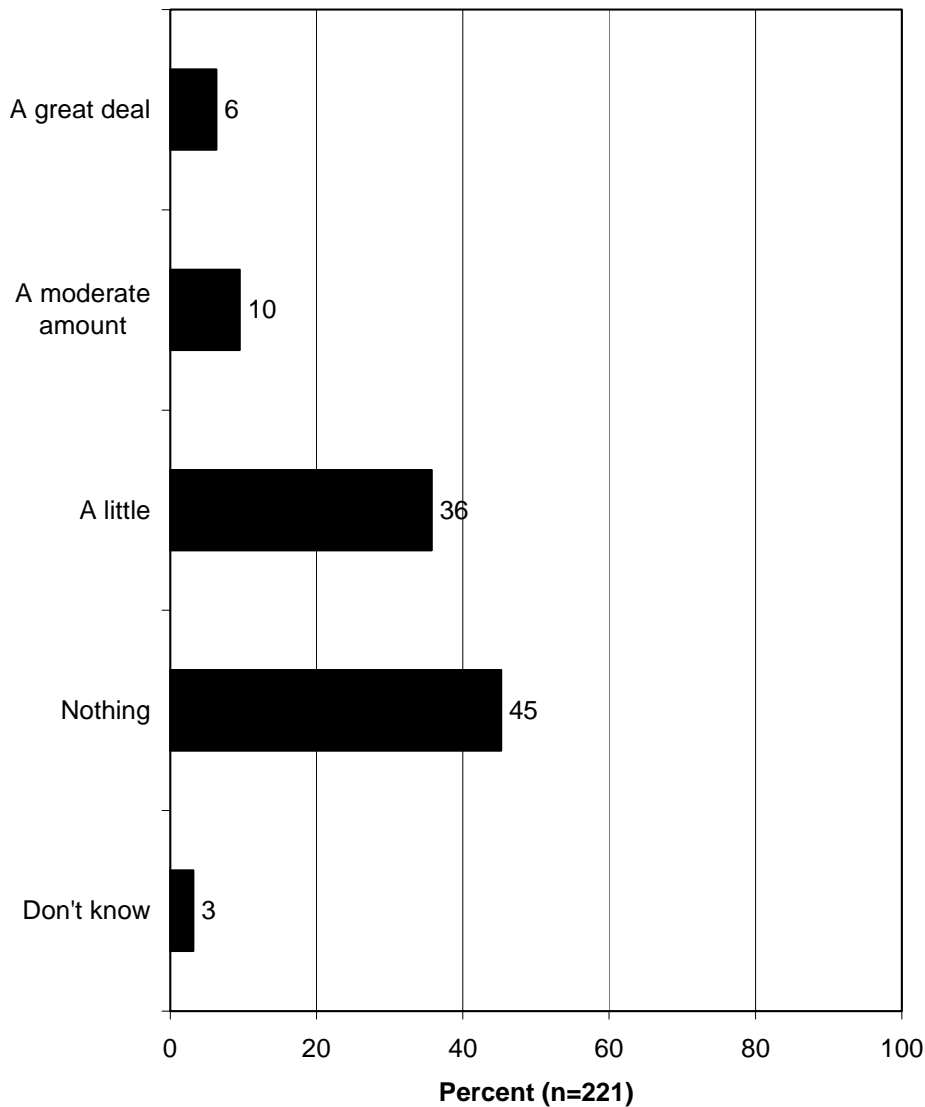
Q61. What do you feel are the major factors contributing to species becoming threatened or endangered in Arkansas?



CHRONIC WASTING DISEASE

- A small percentage of Arkansas residents (16%) have heard a great deal or moderate amount about Chronic Wasting Disease in the past year.
 - 45% have heard nothing about the disease in the past year.

Q63. In the past year, would you say you've heard a great deal, a moderate amount, a little, or nothing about Chronic Wasting Disease (CWD)?

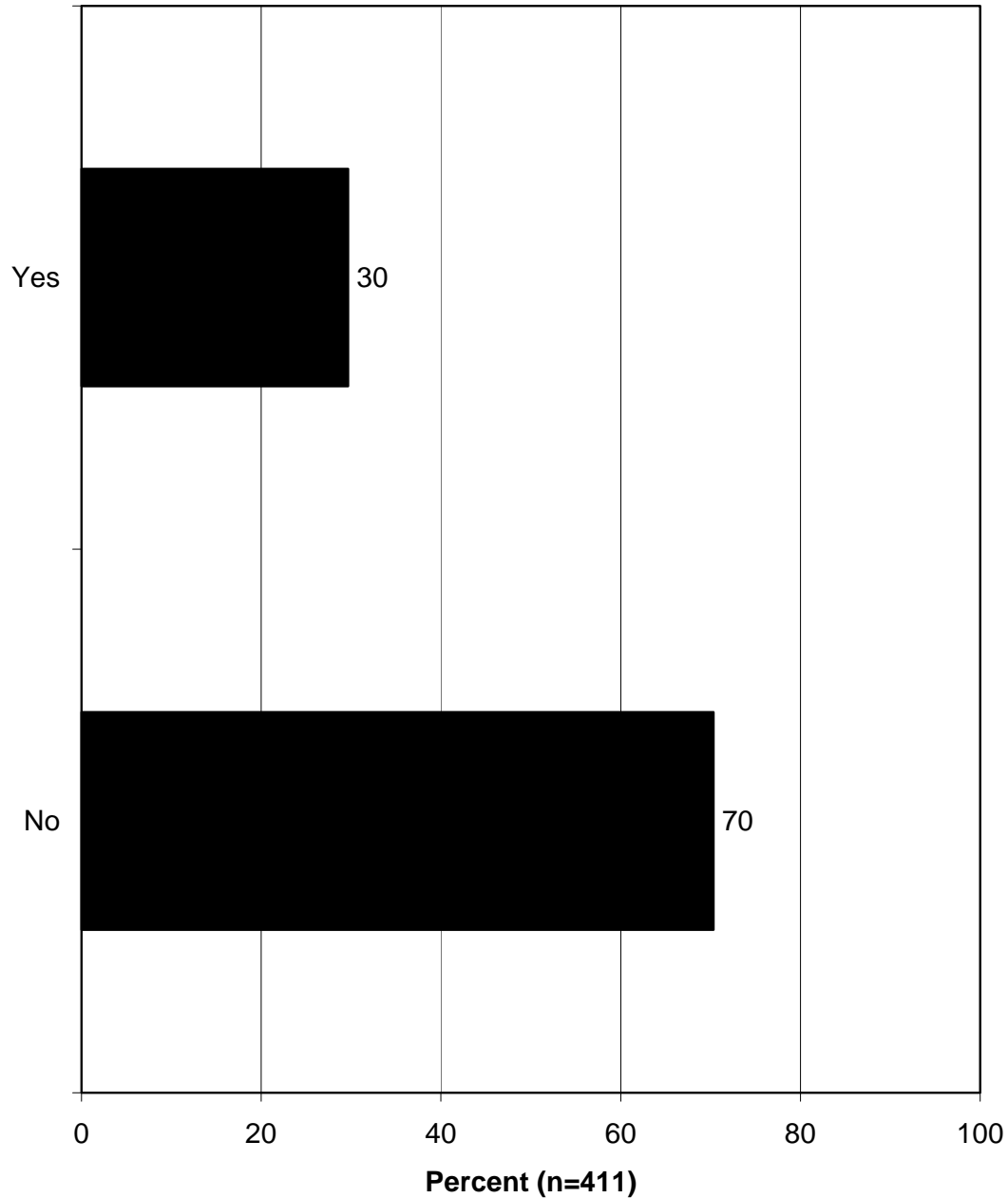


NUISANCE WILDLIFE AND DEER-VEHICLE COLLISIONS

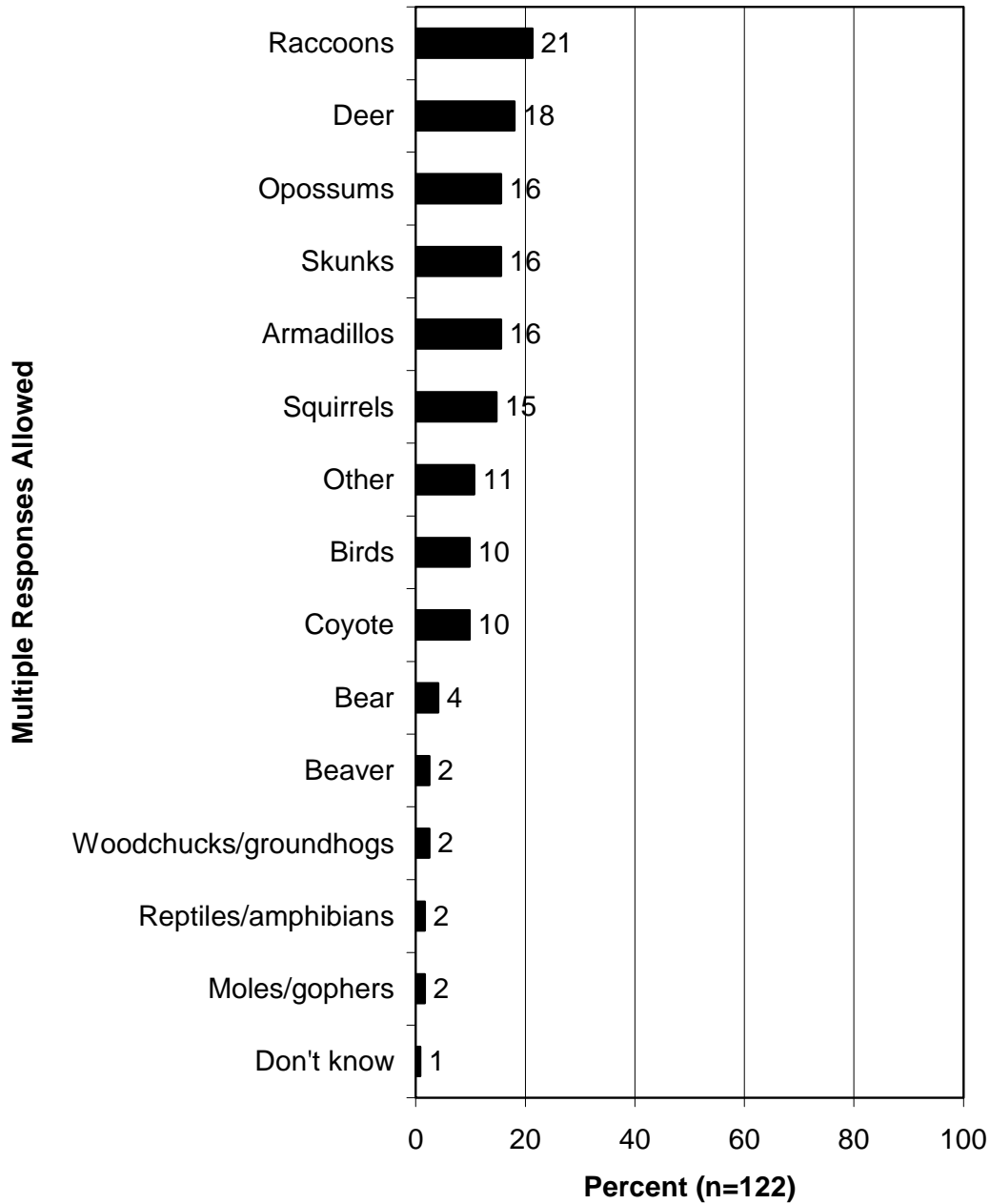
- Just less than a third of Arkansas residents (30%) have had problems with wild animals and/or wild birds within the past 2 years. The most common animals causing problems are raccoons, deer, opossums, skunks, armadillos, and squirrels. The most common types of problems are damage to yards or gardens, harm to pets, problems with garbage, and structural damage to the home.
 - Of those who had problems, 9% cited threat to humans, 8% said agricultural damage, and 7% said harm to livestock.

- While the overwhelming majority of Arkansas residents (92%) have not experienced a vehicle collision with a deer, either as driver or passenger, 8% have experienced a collision, with 6% saying they had a collision while driving.

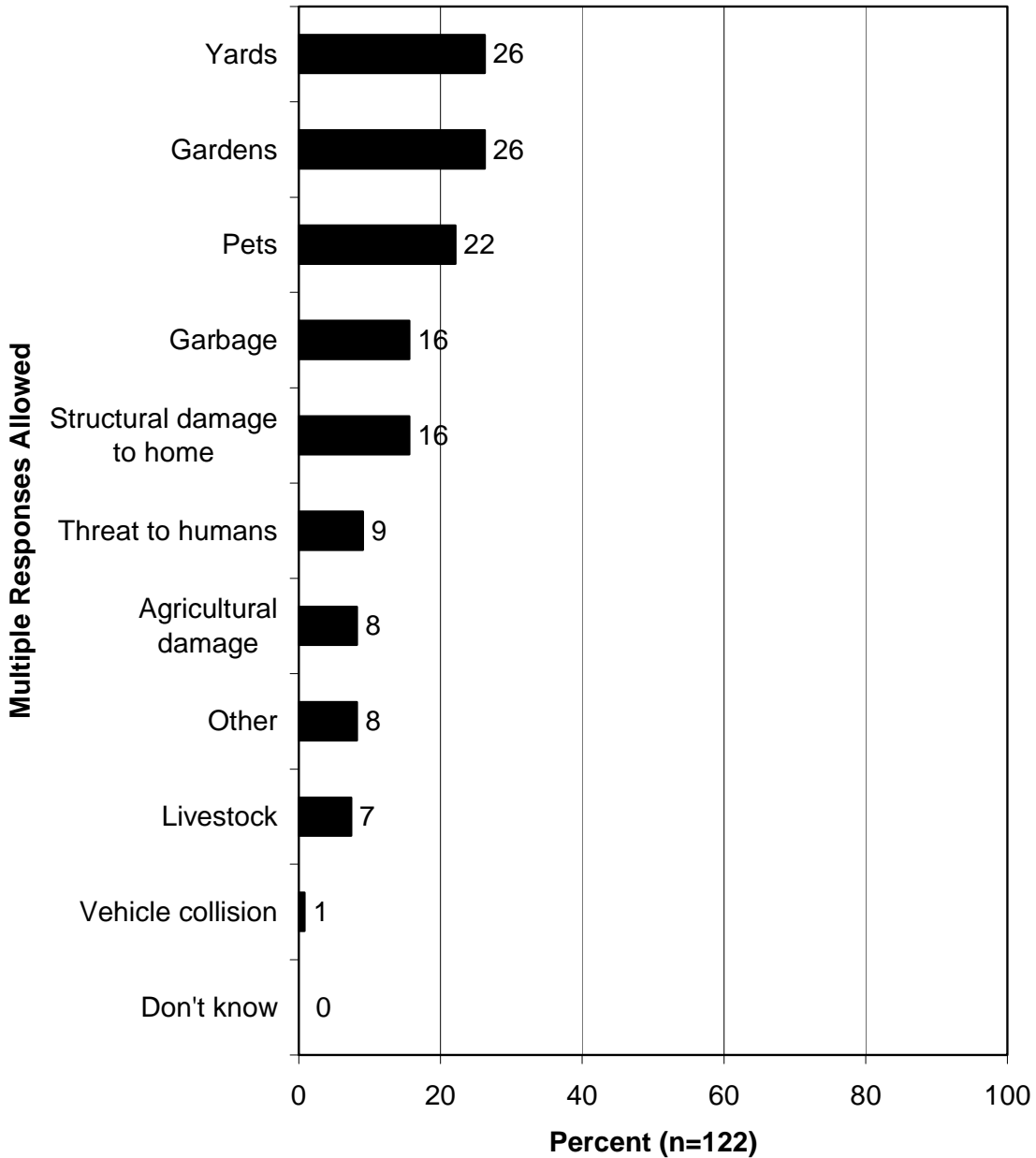
Q64. Sometimes people have problems with wildlife in their neighborhoods or around their homes. Have you had any problems with any wild animals or birds within the past 2 years?



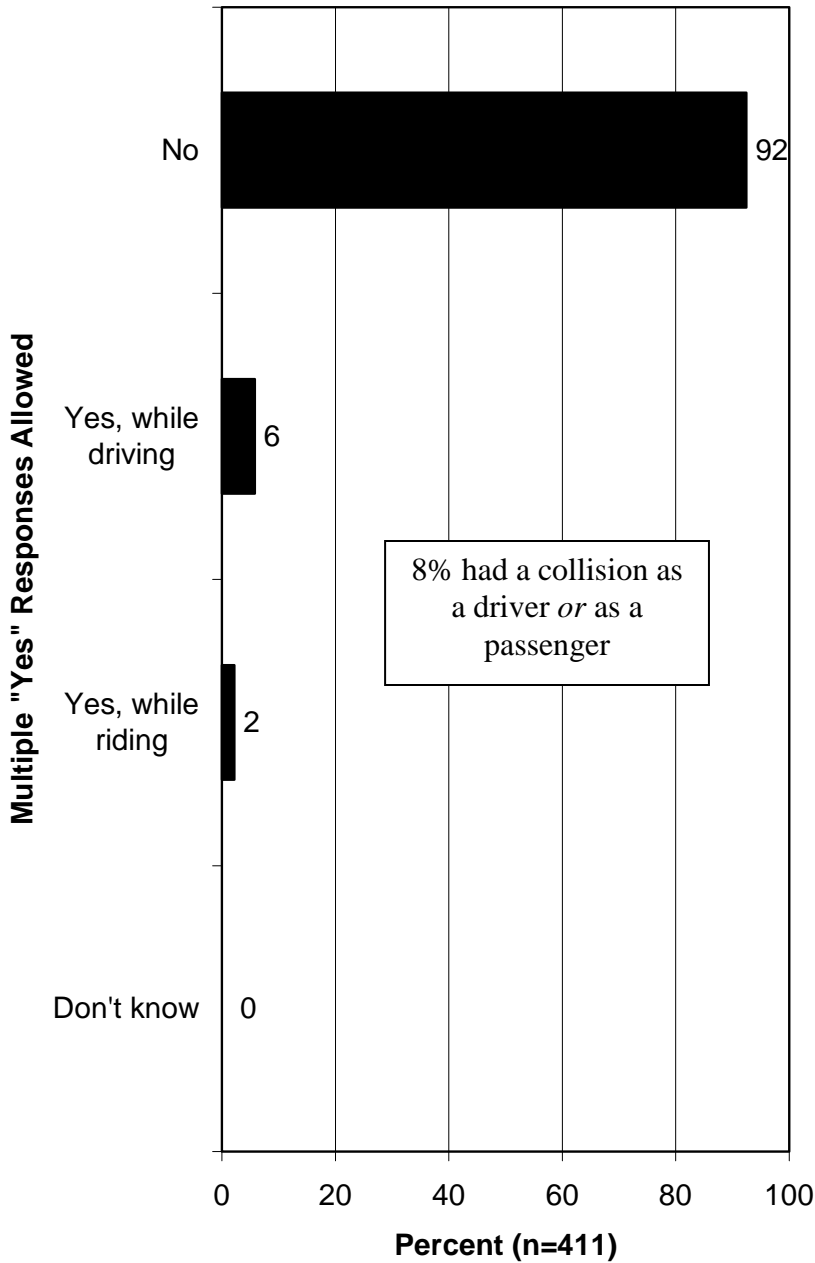
Q66. Which wild animals have caused you problems? (Asked of those who had problems with wild animals and/or birds within the past 2 years.)



**Q69. What kind of problems did the wildlife cause?
(Asked of those who had problems with wild
animals and/or birds within the past 2 years.)**



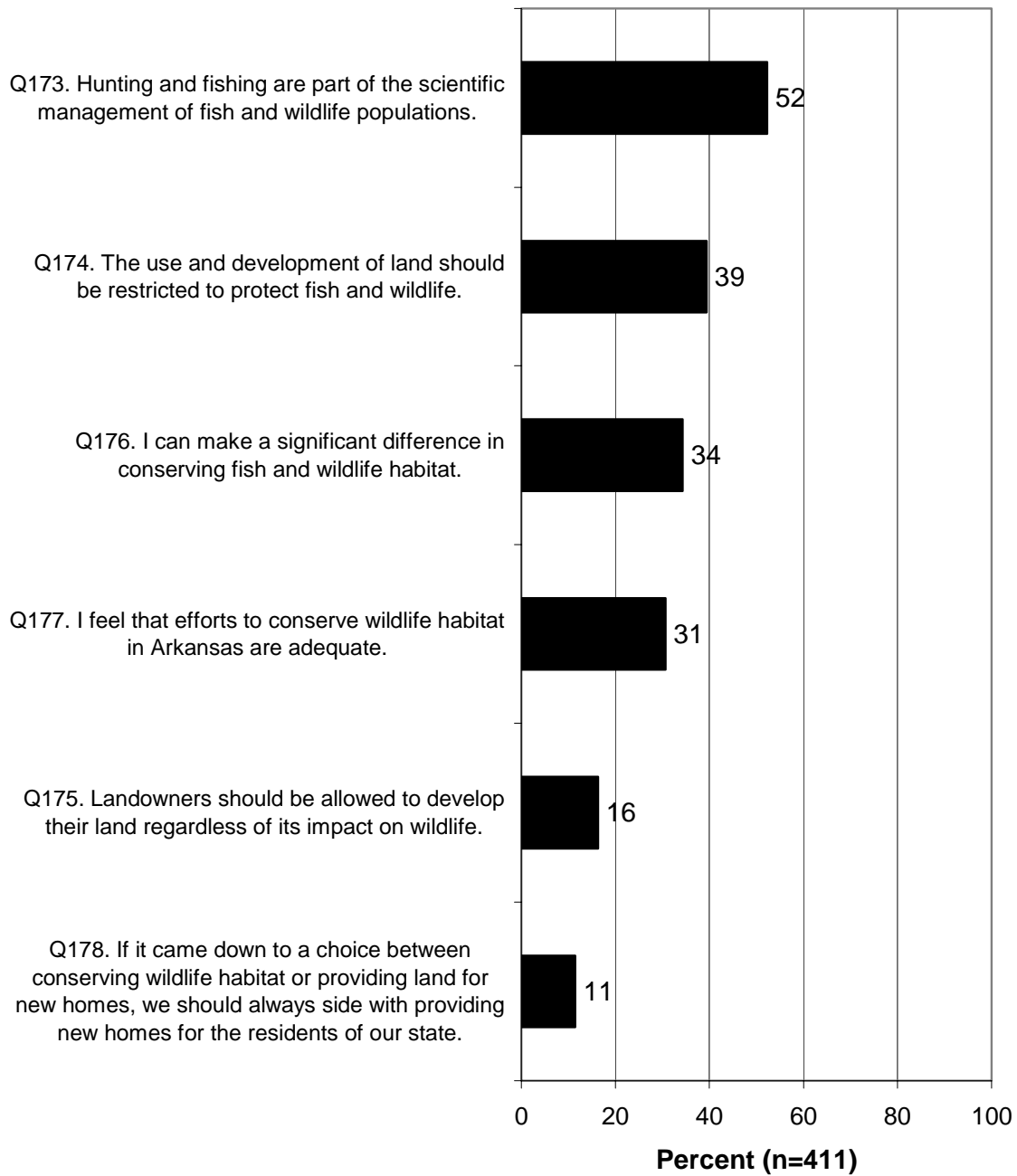
Q72. In the past 12 months, have you personally had a vehicle collision with a deer while riding or driving on Arkansas' roads or highways?



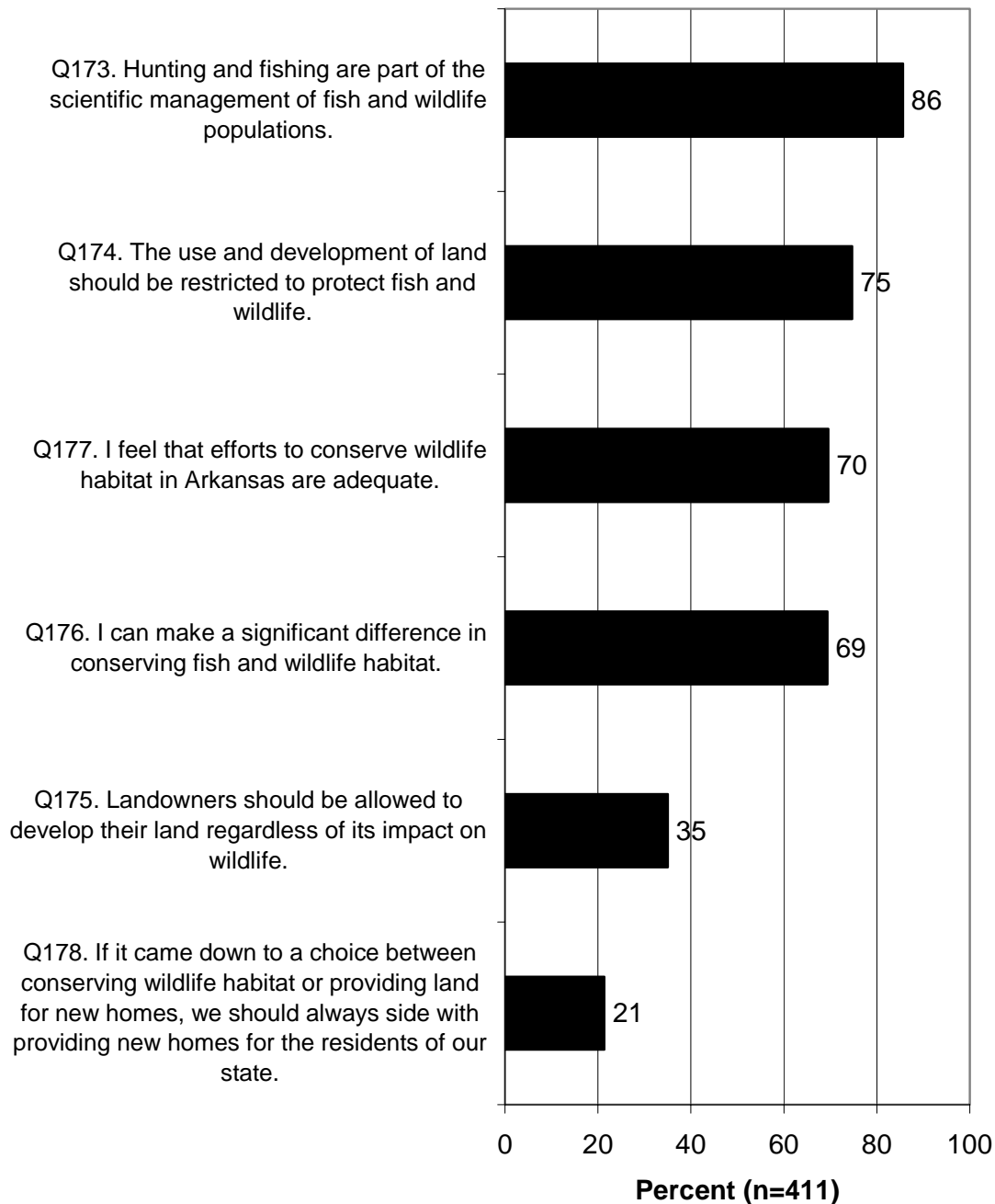
OPINIONS ON LAND USE AND FISH AND WILDLIFE MANAGEMENT

- Respondents were read six statements about land use and wildlife management and asked if they agreed or disagreed with them. The highest in agreement was that hunting and fishing are part of scientific management of fish and wildlife populations, with which 86% agreed. Additionally, Arkansas residents showed deference for fish and wildlife habitat over human use of land: more respondents thought that the use and development of land should be restricted to protect fish and wildlife (75% agreed) than thought either that landowners should be allowed to develop their land regardless of its impact on wildlife (35% agreed) or that development for new home sites should take precedence over preserving wildlife habitat (21% agreed).

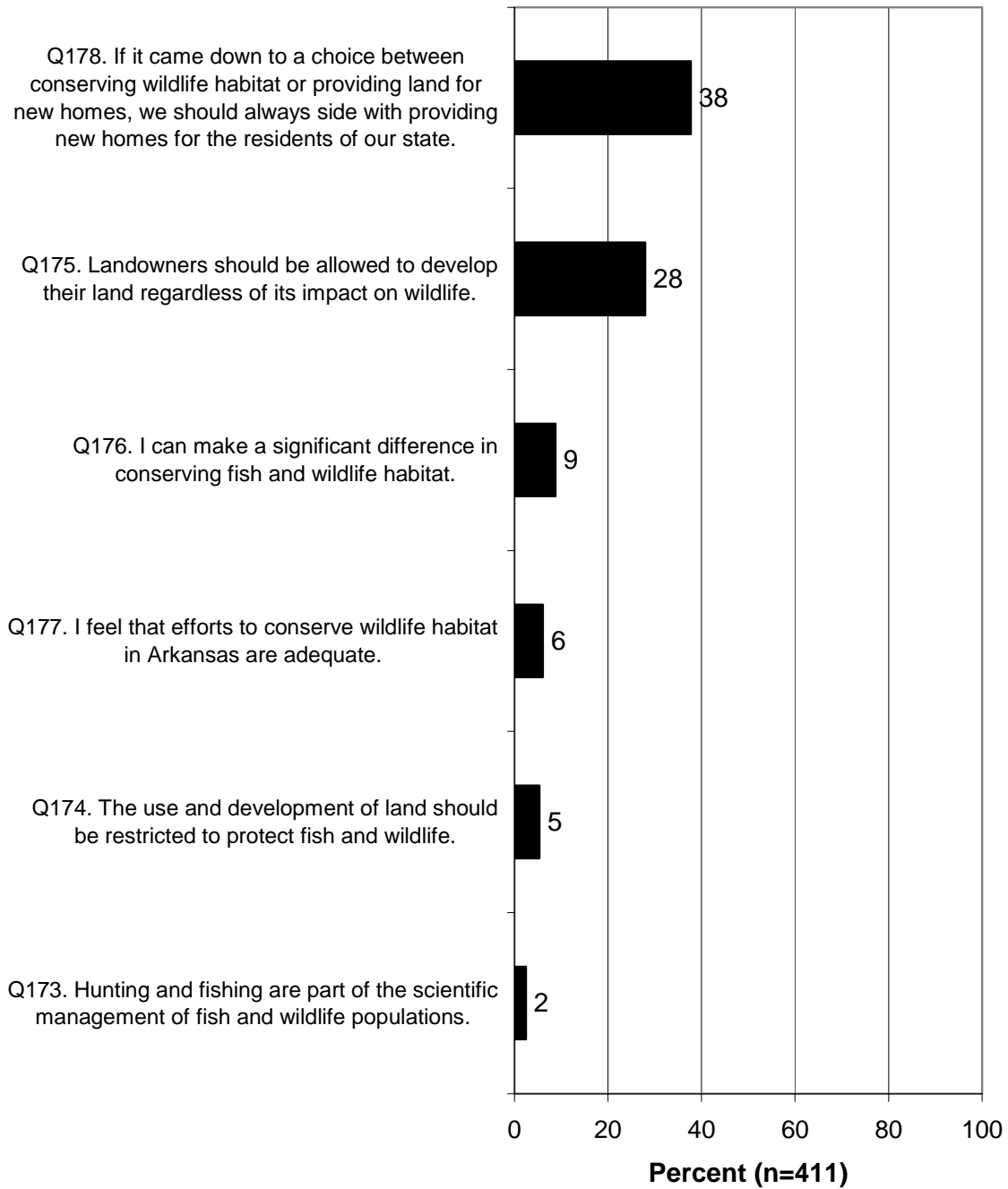
Q173-Q178. Percent who strongly agree with the following statements.



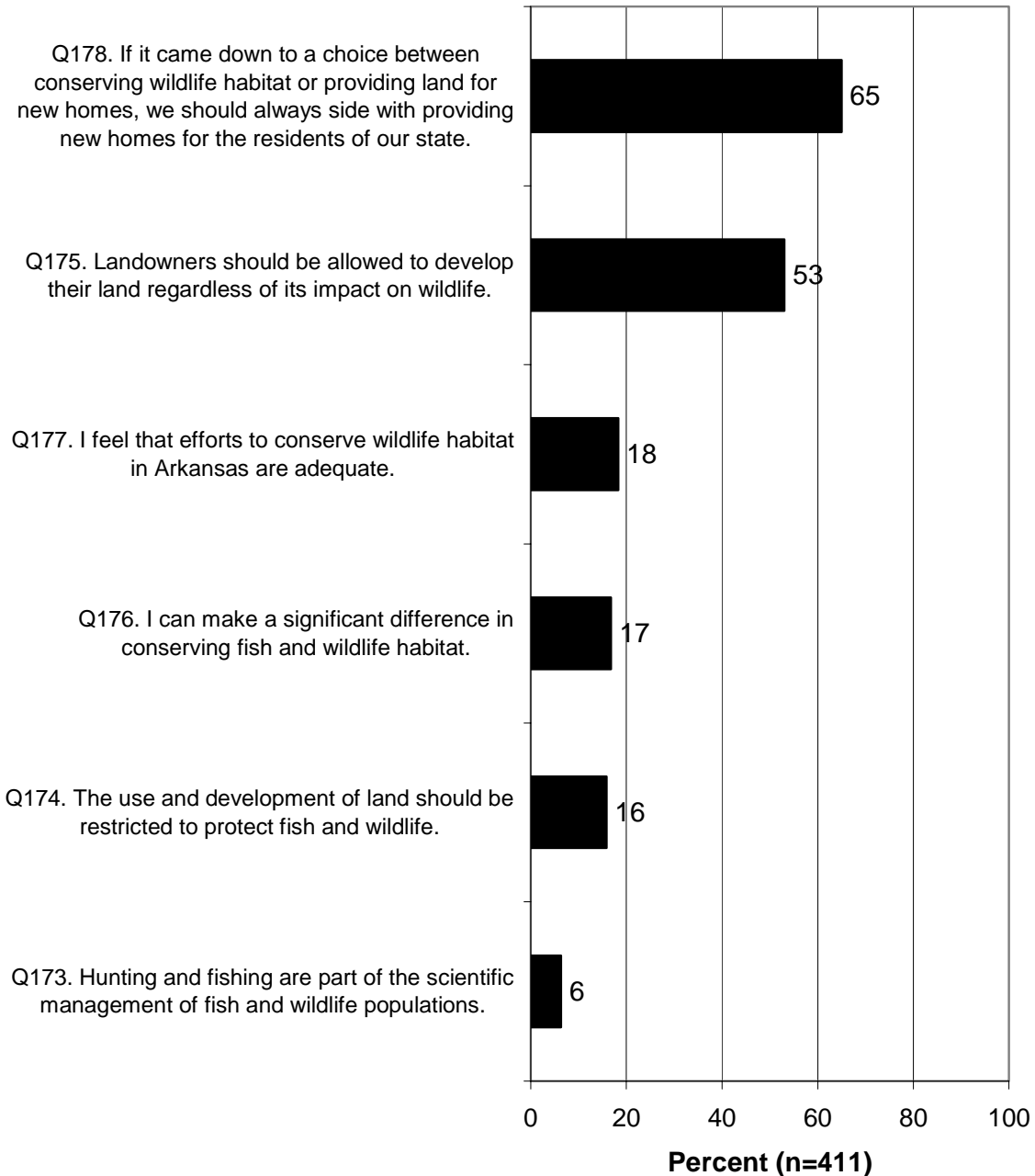
Q173-Q178. Percent who strongly or moderately agree with the following statements.



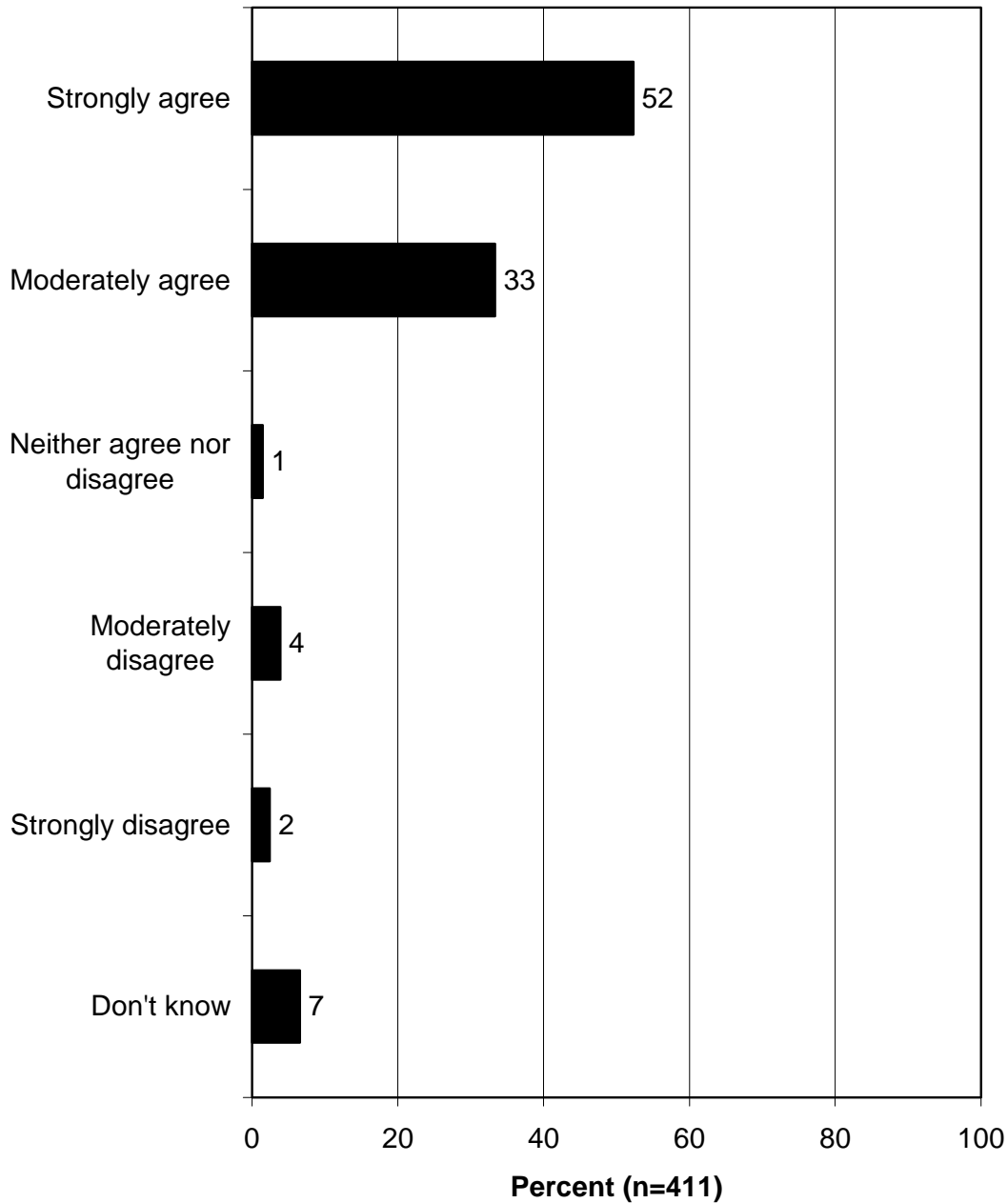
Q173-Q178. Percent who strongly disagree with the following statements.



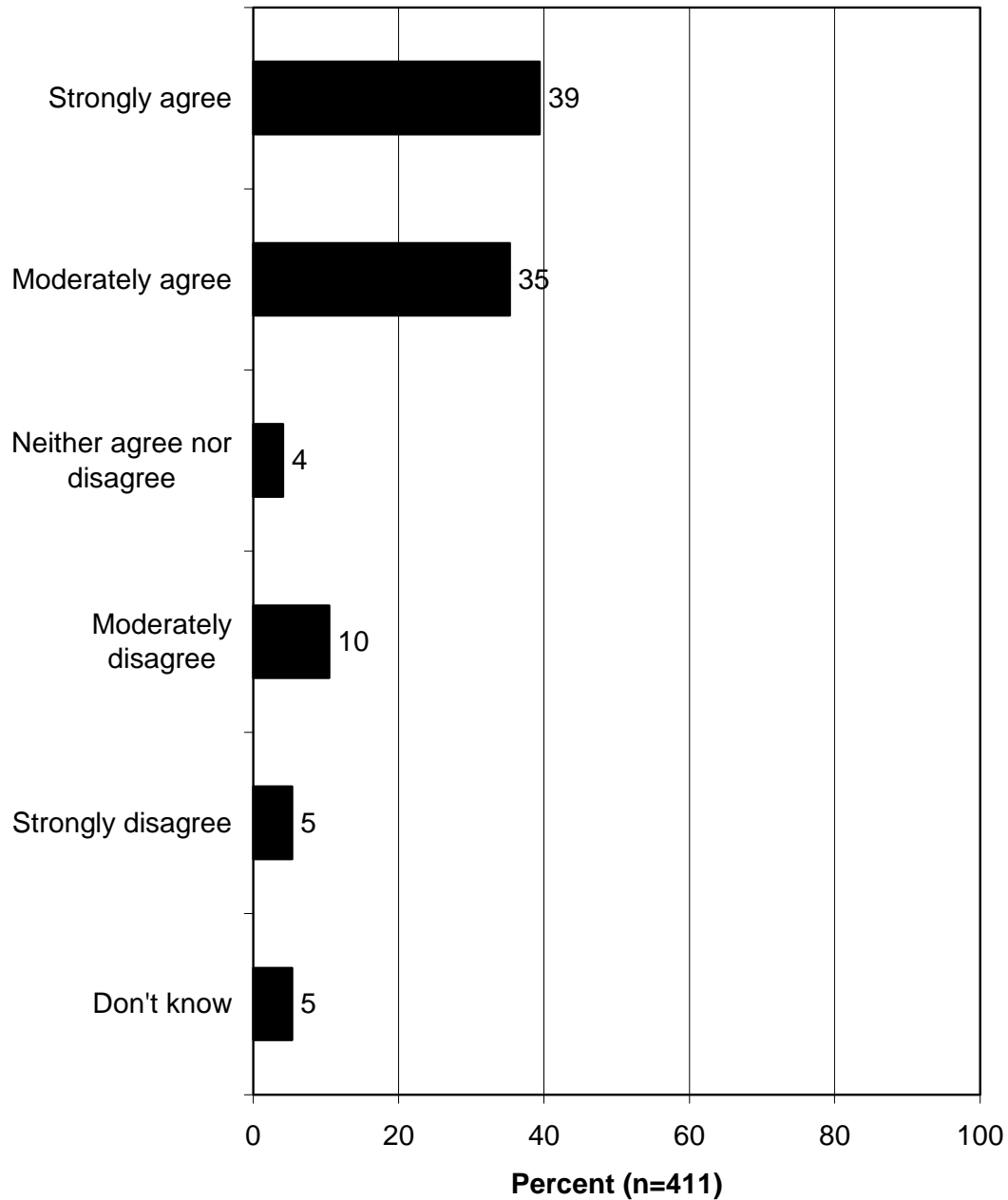
Q173-Q178. Percent who strongly or moderately disagree with the following statements.



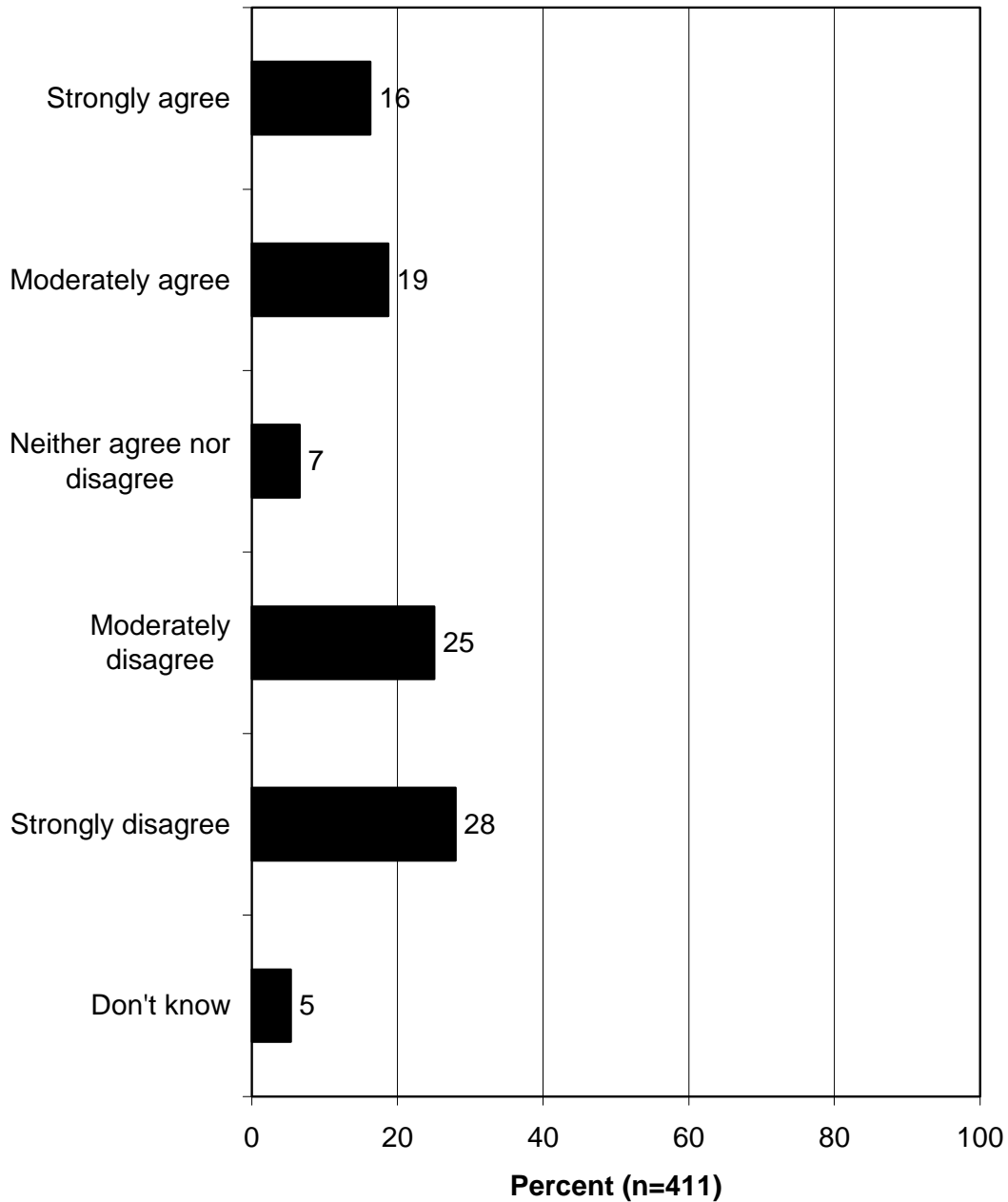
Q173. Hunting and fishing are part of the scientific management of fish and wildlife populations. Do you agree or disagree with this statement?



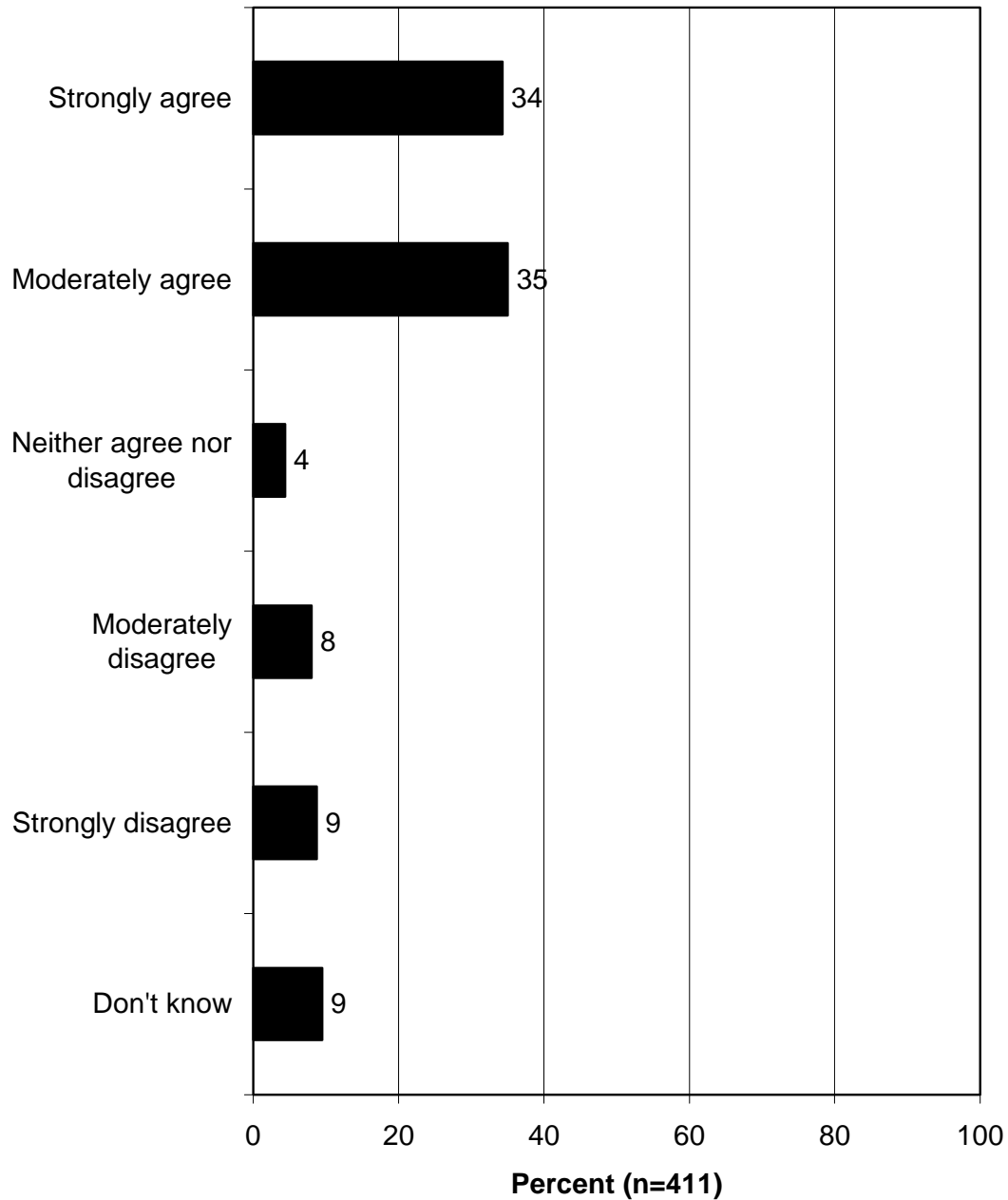
Q174. The use and development of land should be restricted to protect fish and wildlife. Do you agree or disagree with this statement?



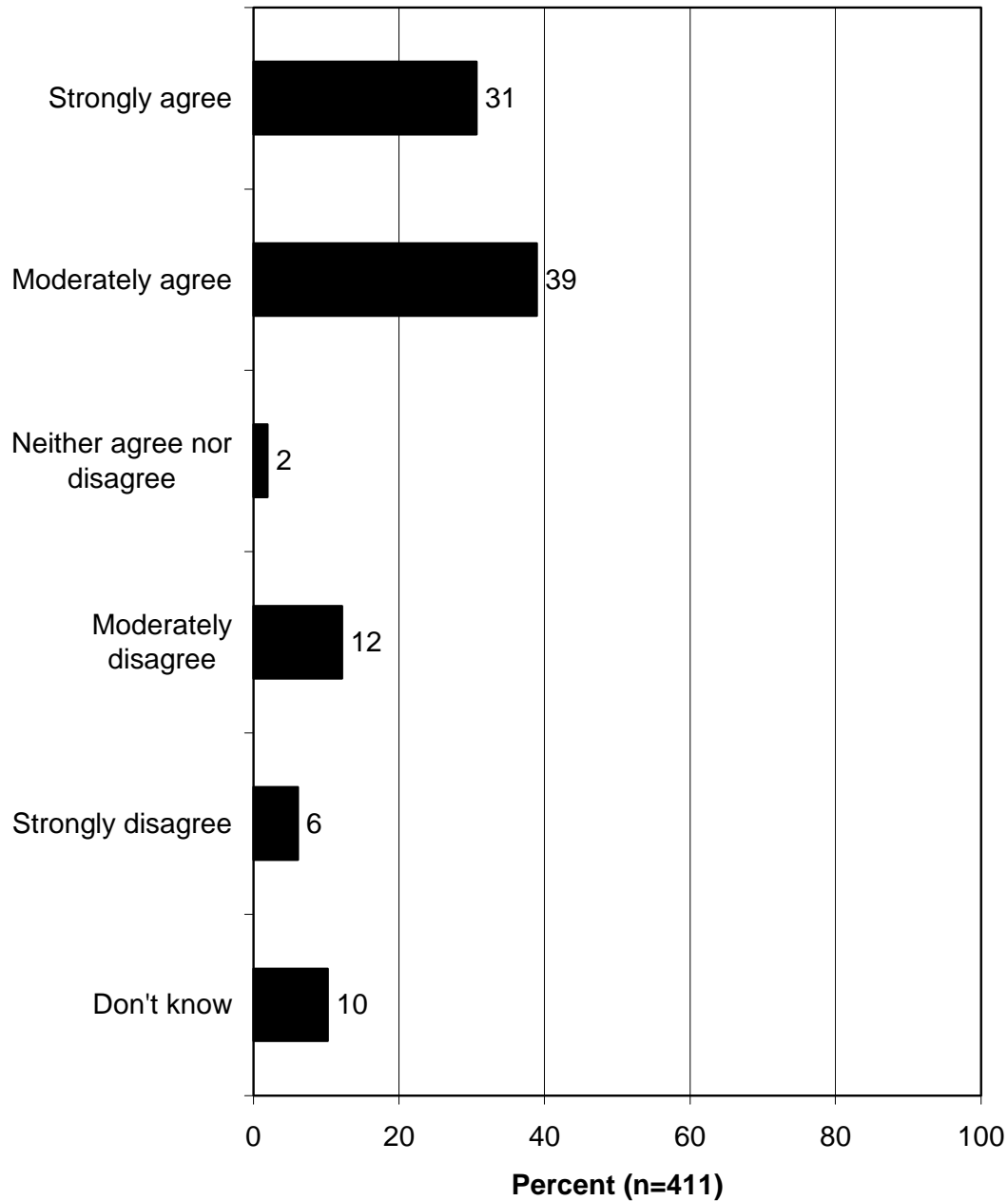
Q175. Landowners should be allowed to develop their land regardless of its impact on wildlife. Do you agree or disagree with this statement?



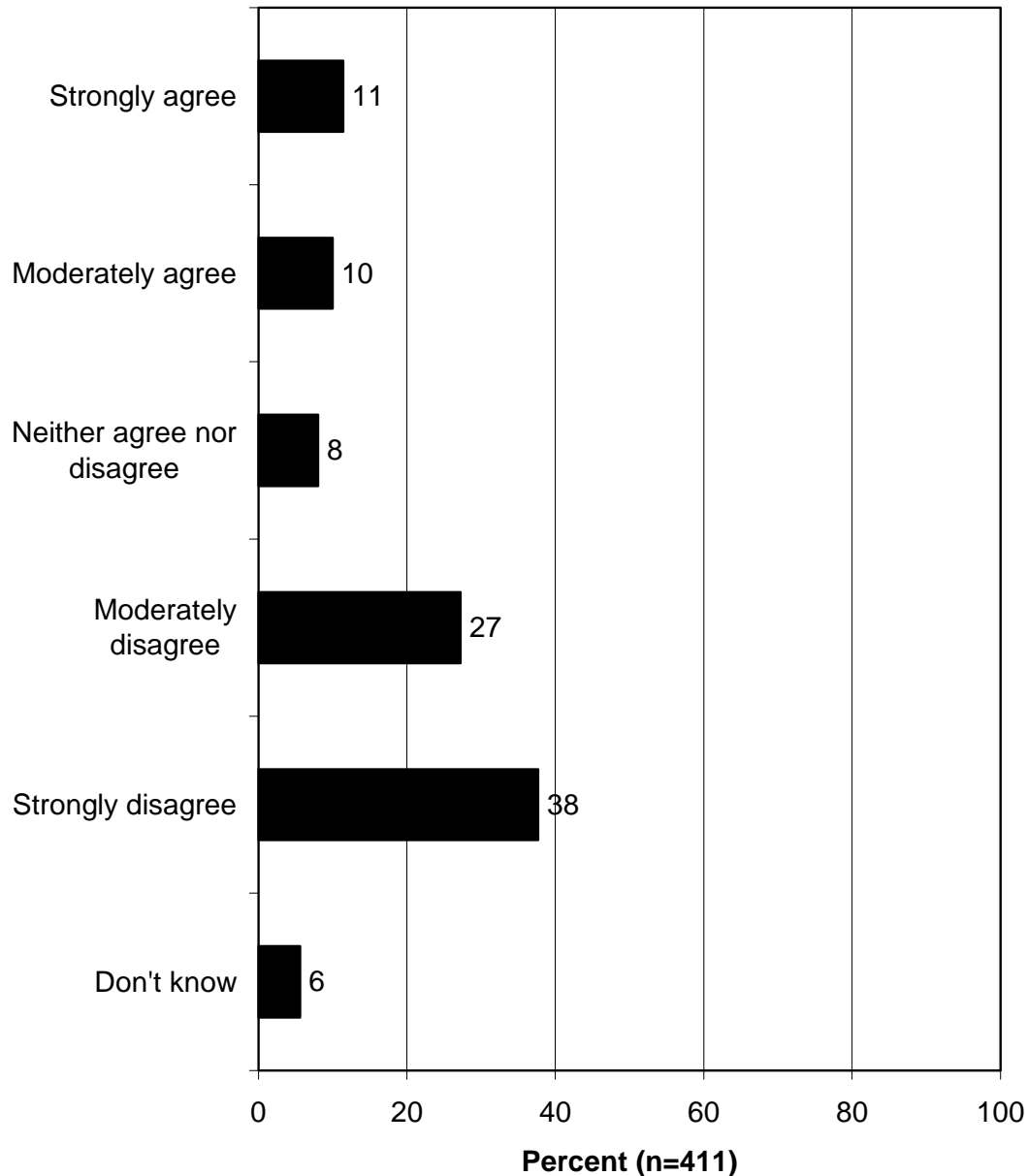
Q176. I can make a significant difference in conserving fish and wildlife habitat. Do you agree or disagree with this statement?



Q177. I feel that efforts to conserve wildlife habitat in Arkansas are adequate. Do you agree or disagree with this statement?



Q178. If it came down to a choice between conserving wildlife habitat or providing land for new homes, we should always side with providing new homes for the residents of our state. Do you agree or disagree with this statement?

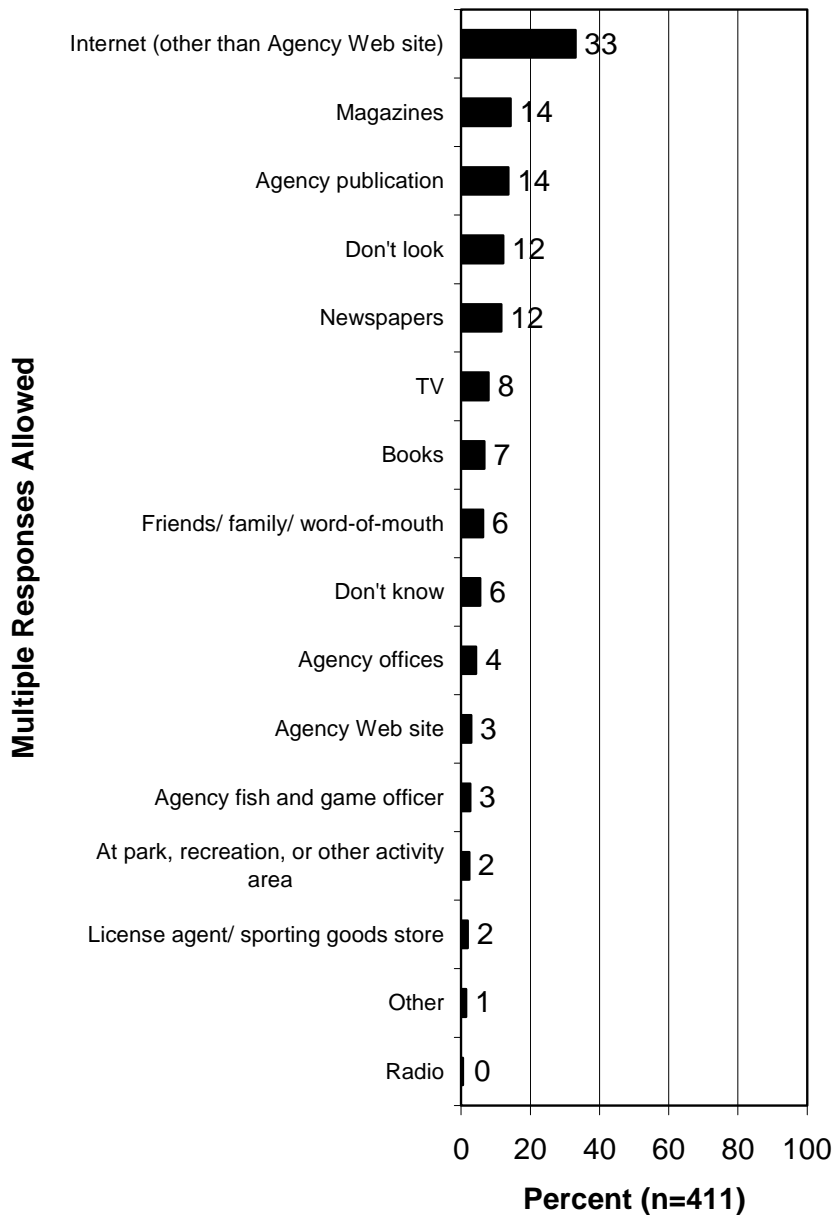


SOURCES OF INFORMATION ON FISH AND WILDLIFE AND CREDIBILITY OF SOURCES

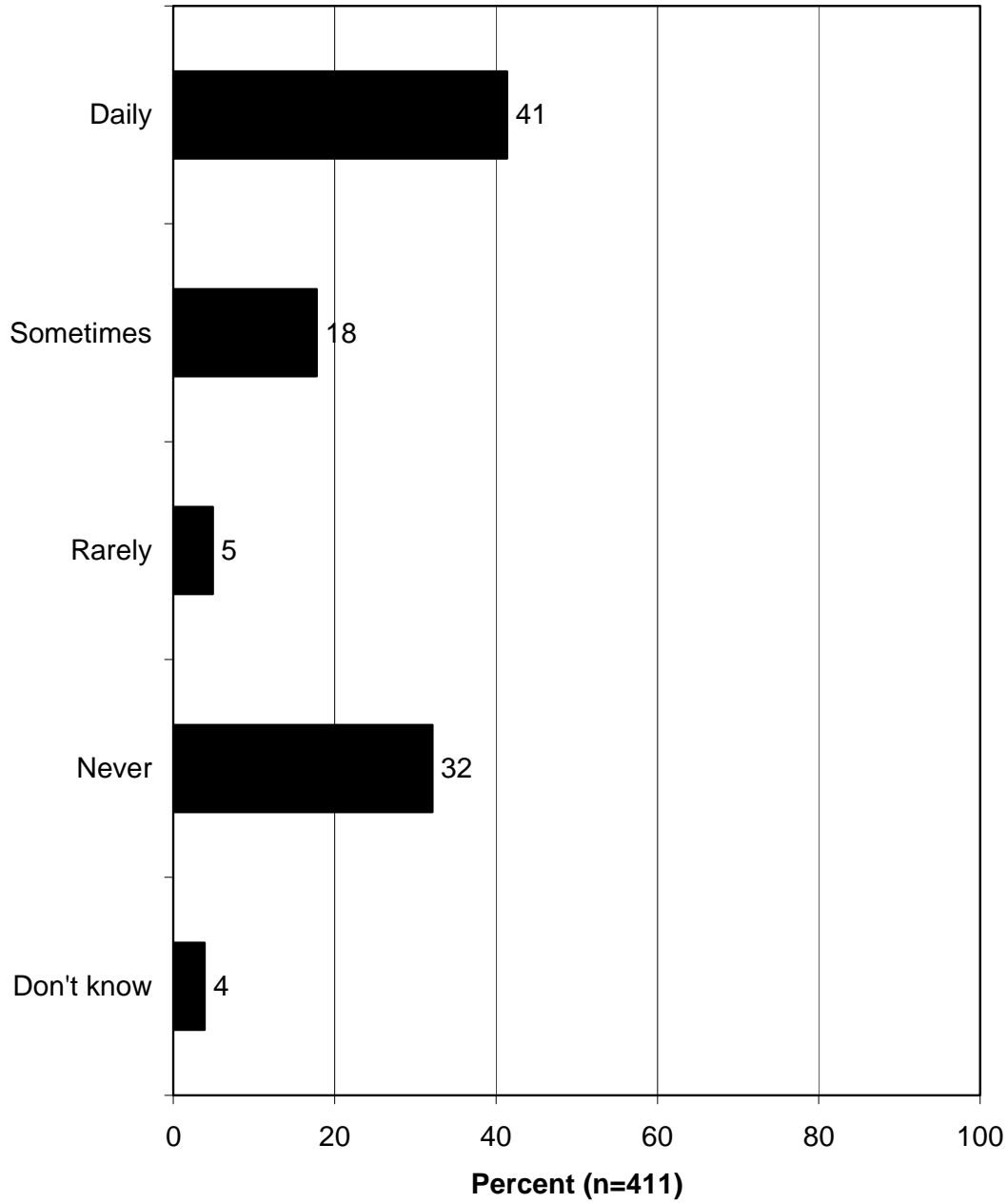
- The Internet (33%) is the most popular source that Arkansas residents look to for information on fish, wildlife, and wildlife-related outdoor recreation, followed by magazines (14%), agency publications (14%), and newspapers (12%).
 - In a related finding, a majority of Arkansas residents (59%) access the Internet daily or sometimes; about a third (32%) say that they never access the Internet.

- When asked about the credibility of sources of information on fish and wildlife, the Arkansas Game and Fish Commission and its agents and biologists are perceived as highly credible relative to the eleven sources discussed in the survey. In general, government-sponsored sources are considered credible by greater percentages than are non-governmental sources.
 - The least credible include PETA, local environmental organizations, and local sportsmen's organizations. The only not-for-profit organization that has relatively high credibility is the National Wildlife Federation.
 - Anglers are more likely than non-anglers to consider governmental sources as credible and to consider PETA, the ASPCA, and local environmental and local sportsmen's organizations as not credible.
 - Hunters are less likely than non-hunters to consider the Arkansas Game and Fish Commission in general as *very* credible, but that difference in opinion disappears when the source is specifically named as *an enforcement agent* of the Commission or a *biologist* with the Commission. Not surprisingly, hunters are less likely than non-hunters to consider PETA or the ASPCA as credible.

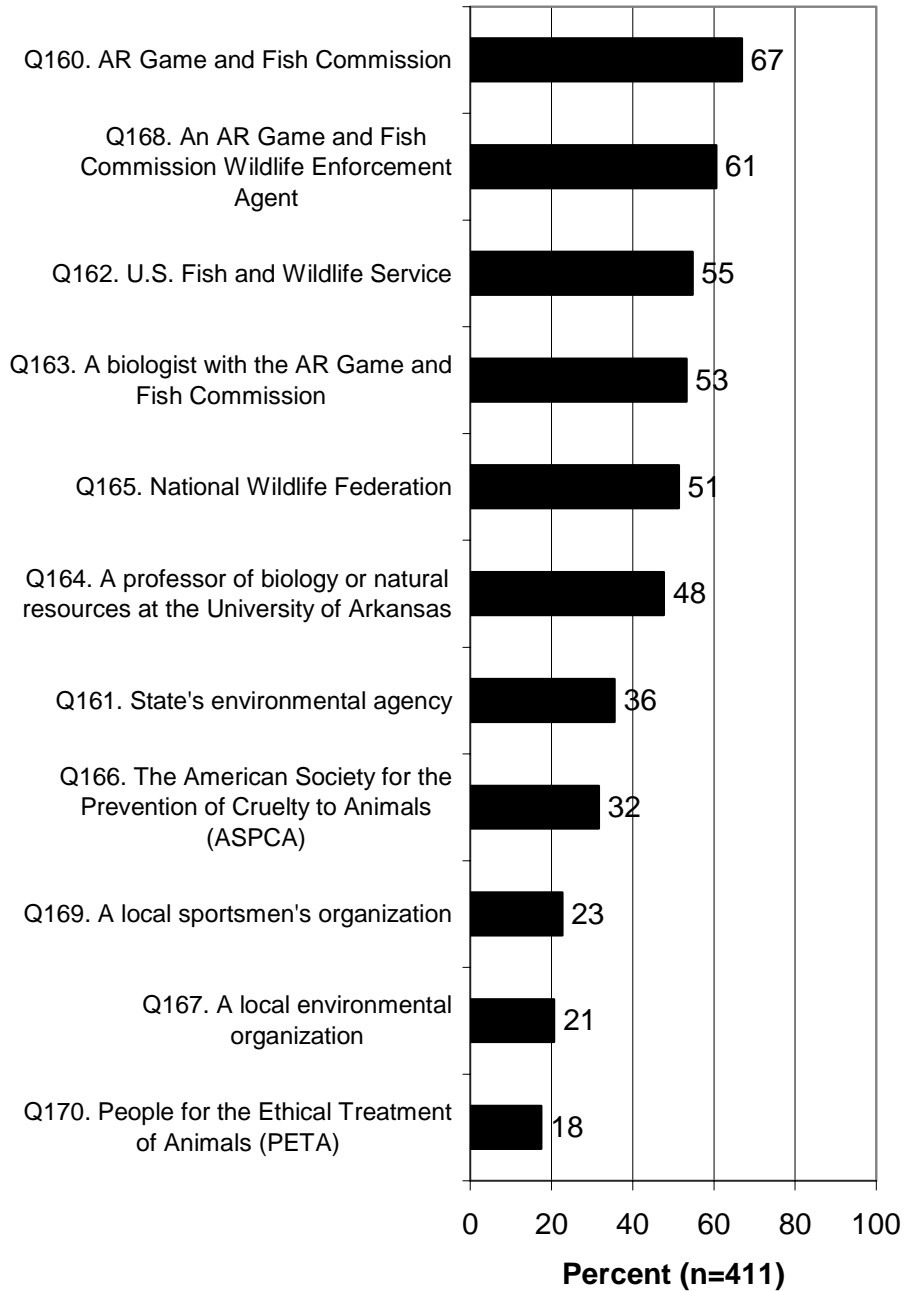
Q156. In general, where do you look for information on fish, wildlife, hunting, fishing, wildlife watching or other forms of wildlife-related outdoor recreation?



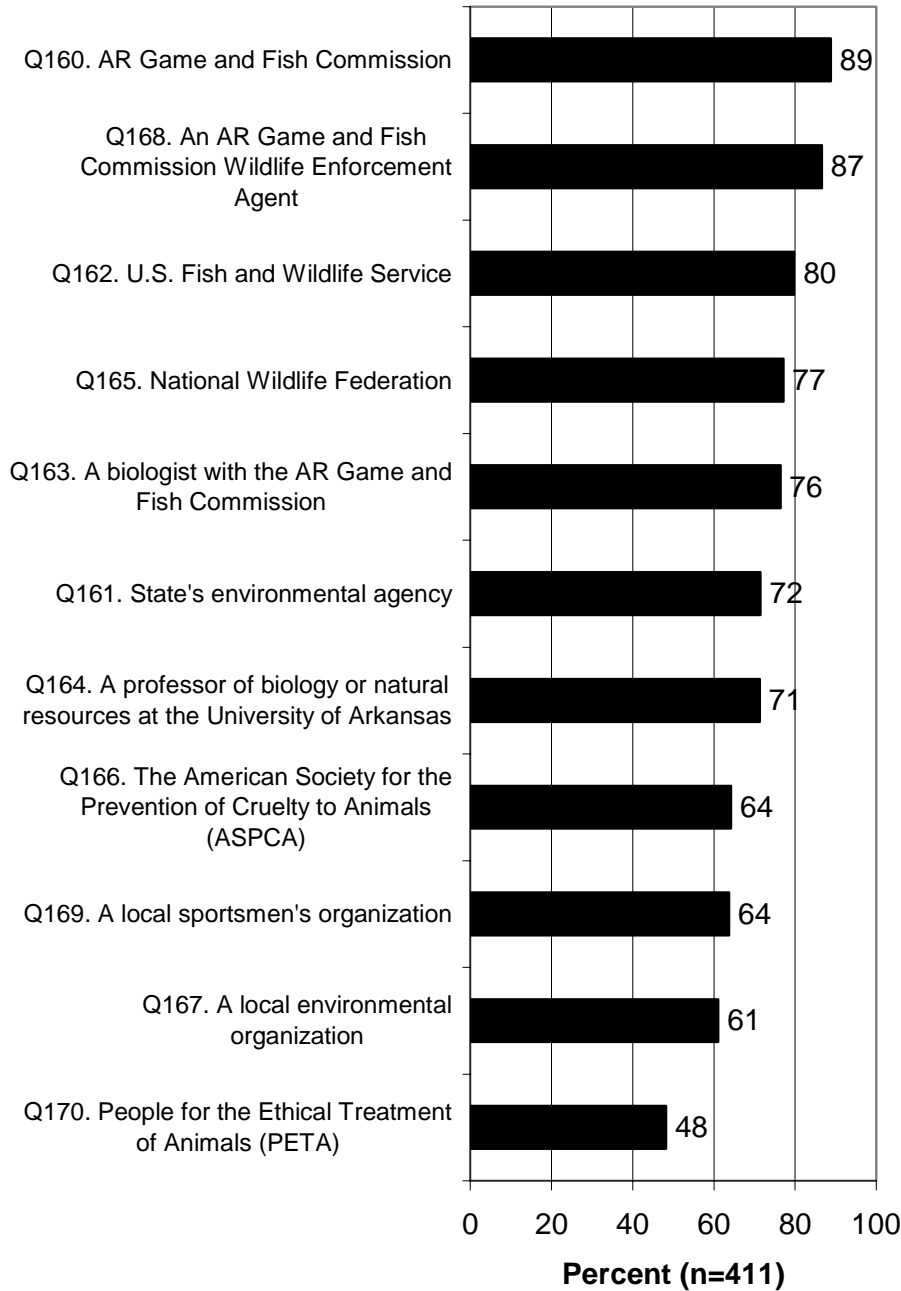
Q205. Do you access the Internet daily, sometimes, rarely, or never?



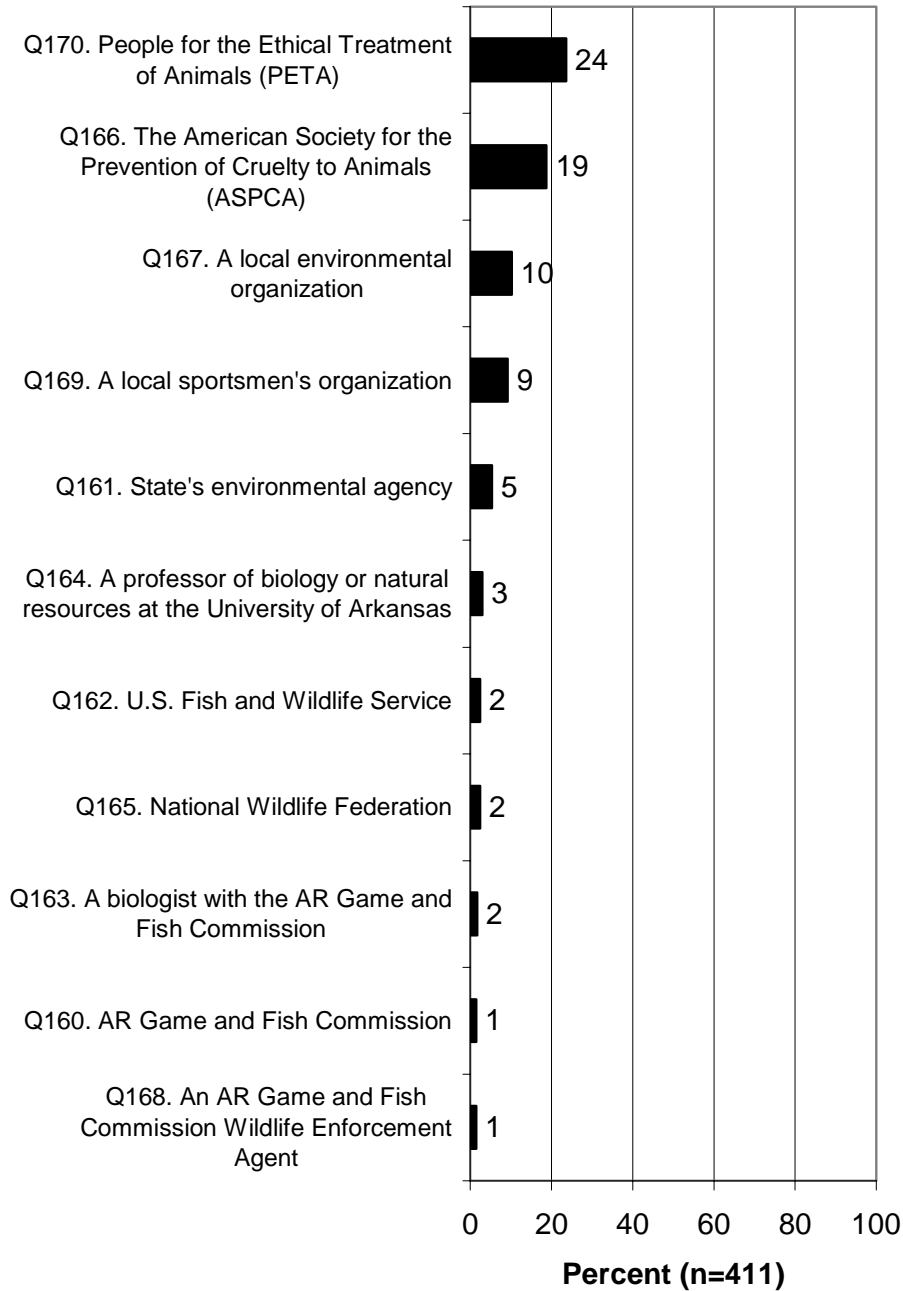
Q160-Q170. Percent who think the following are very credible as a source of information on fish and wildlife.



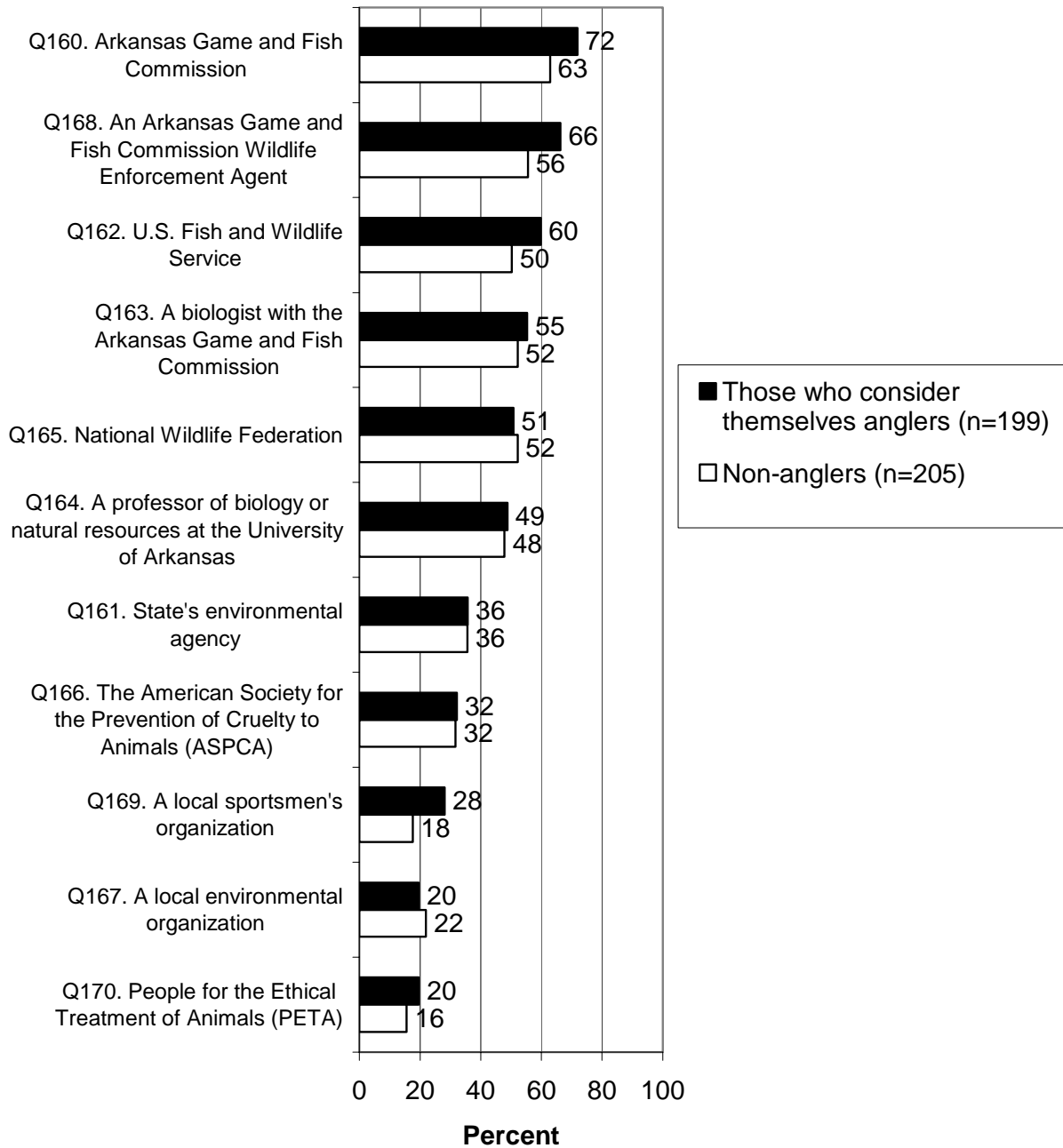
Q160-Q170. Percent who think the following are very or somewhat credible as a source of information on fish and wildlife.



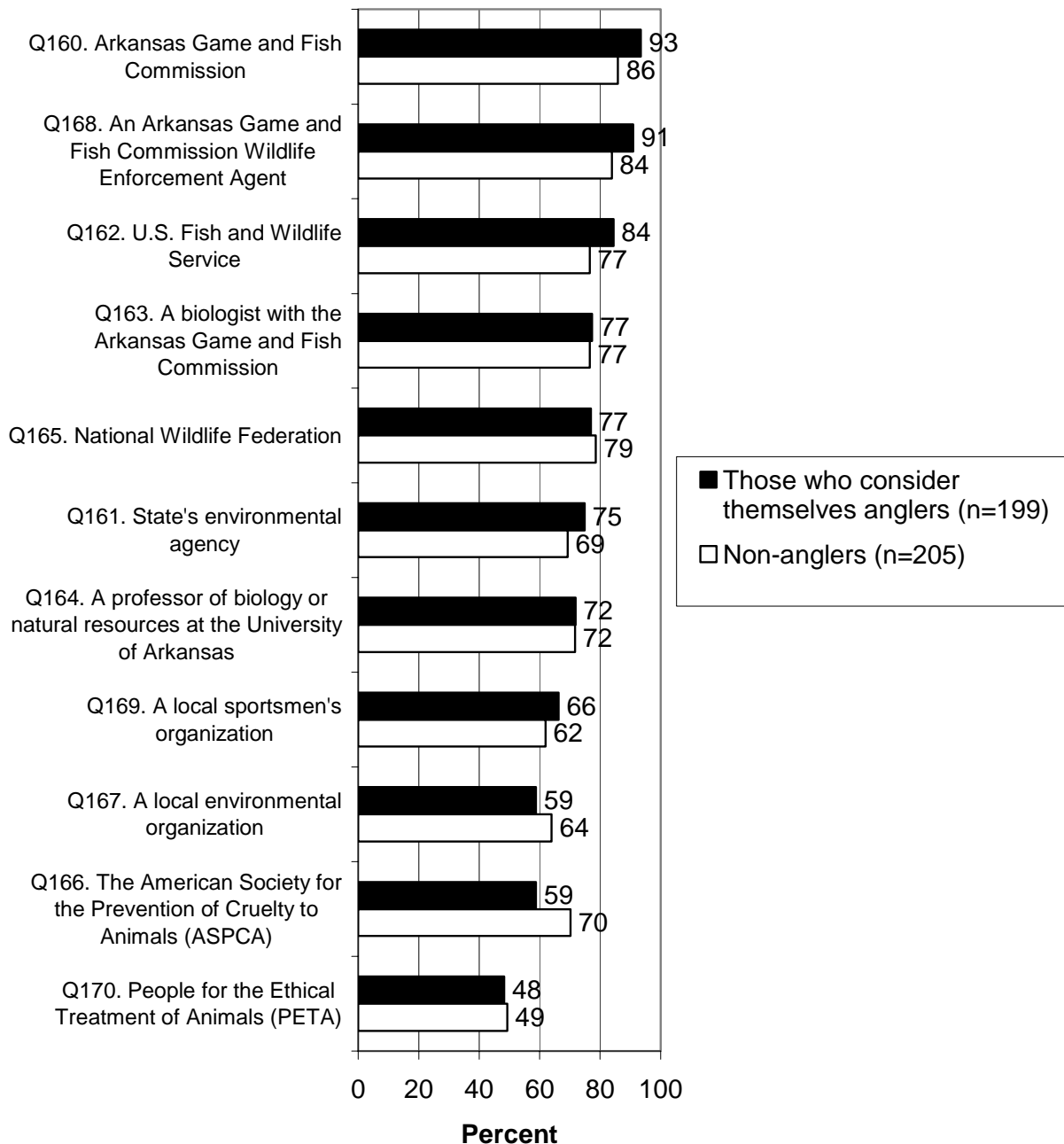
Q160-Q170. Percent who think the following are not credible as a source of information on fish and wildlife.



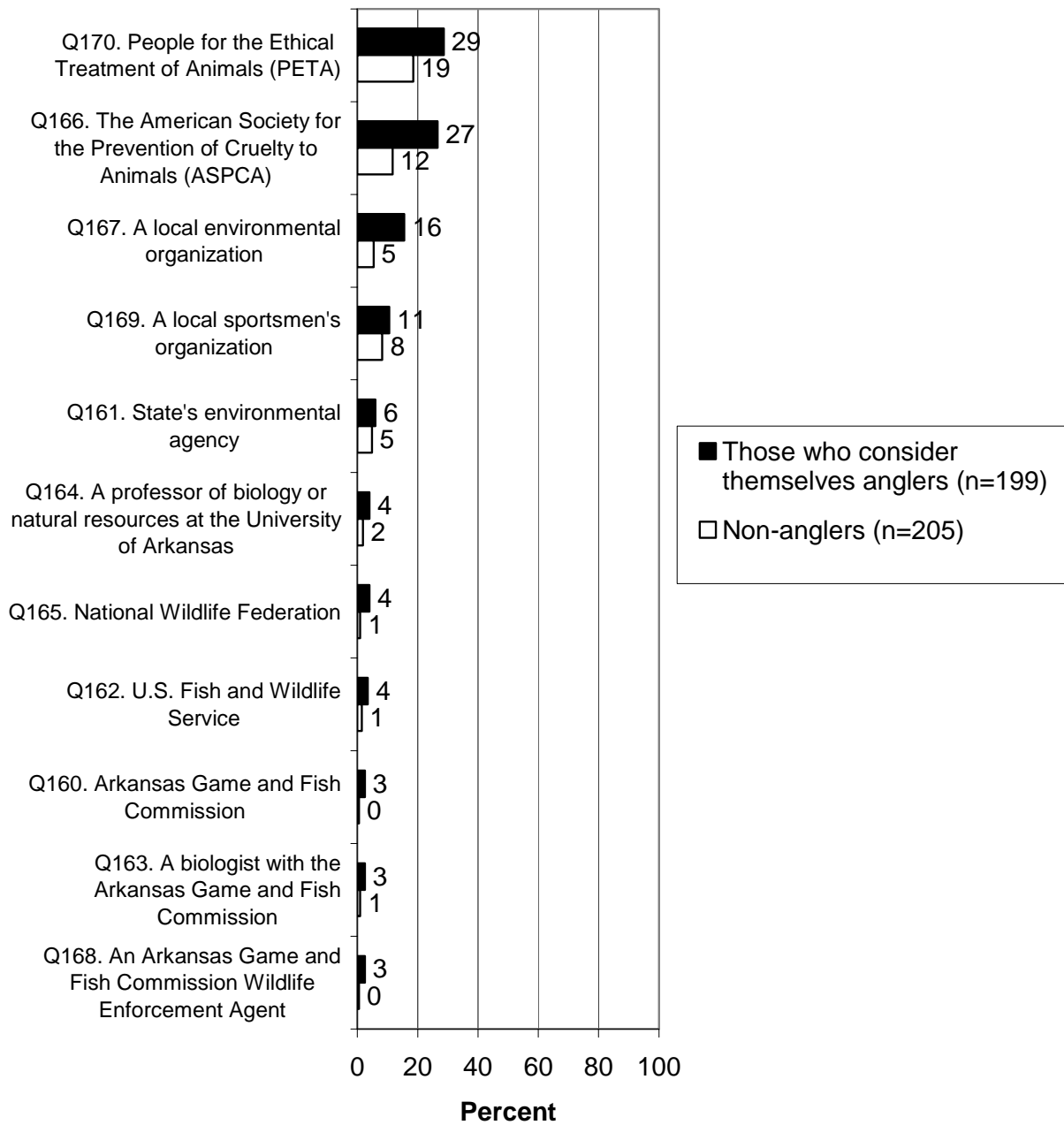
Q160-Q170. Percent who think the following are very credible as a source of information on fish and wildlife.



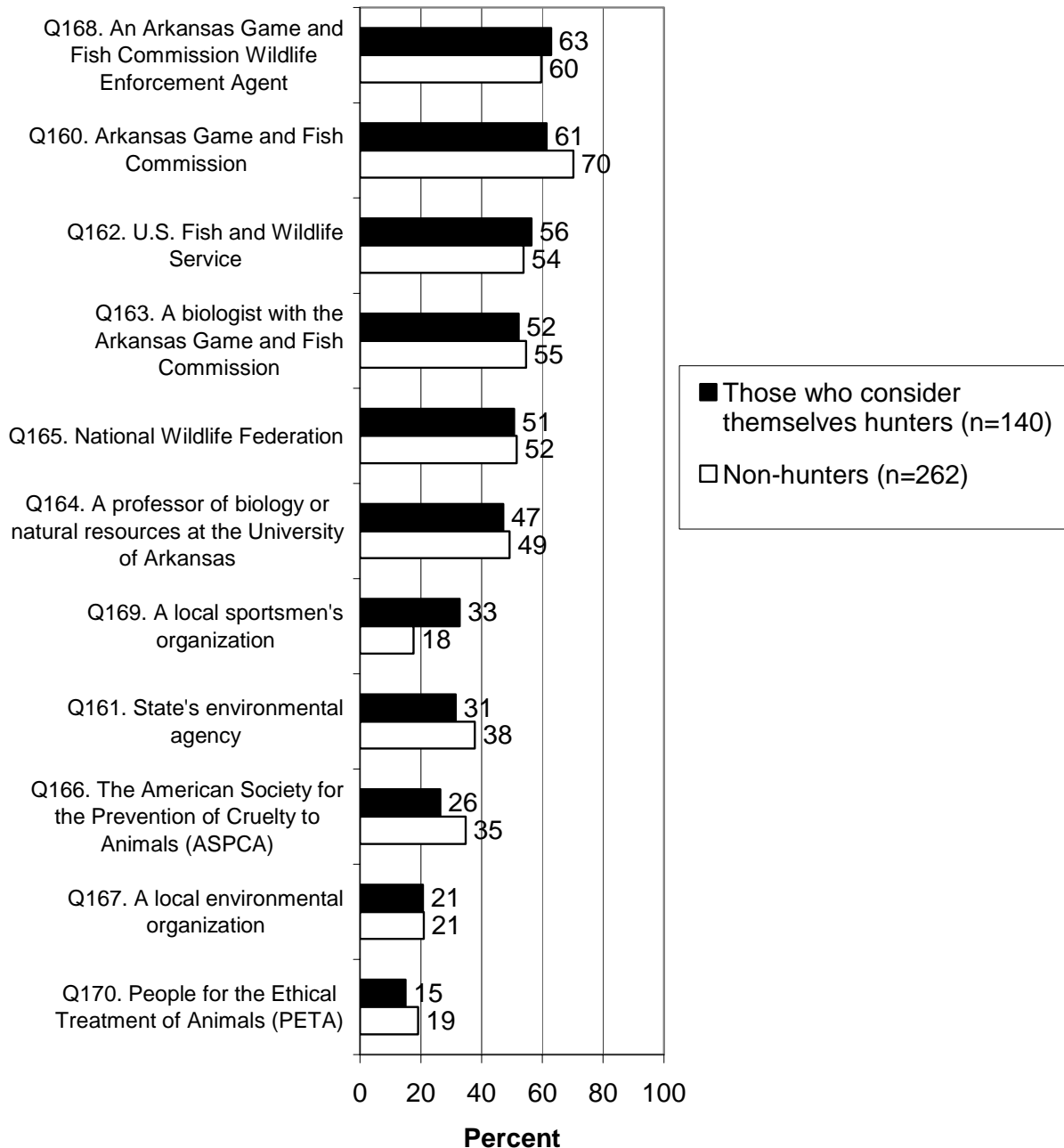
Q160-Q170. Percent who think the following are very or somewhat credible as a source of information on fish and wildlife.



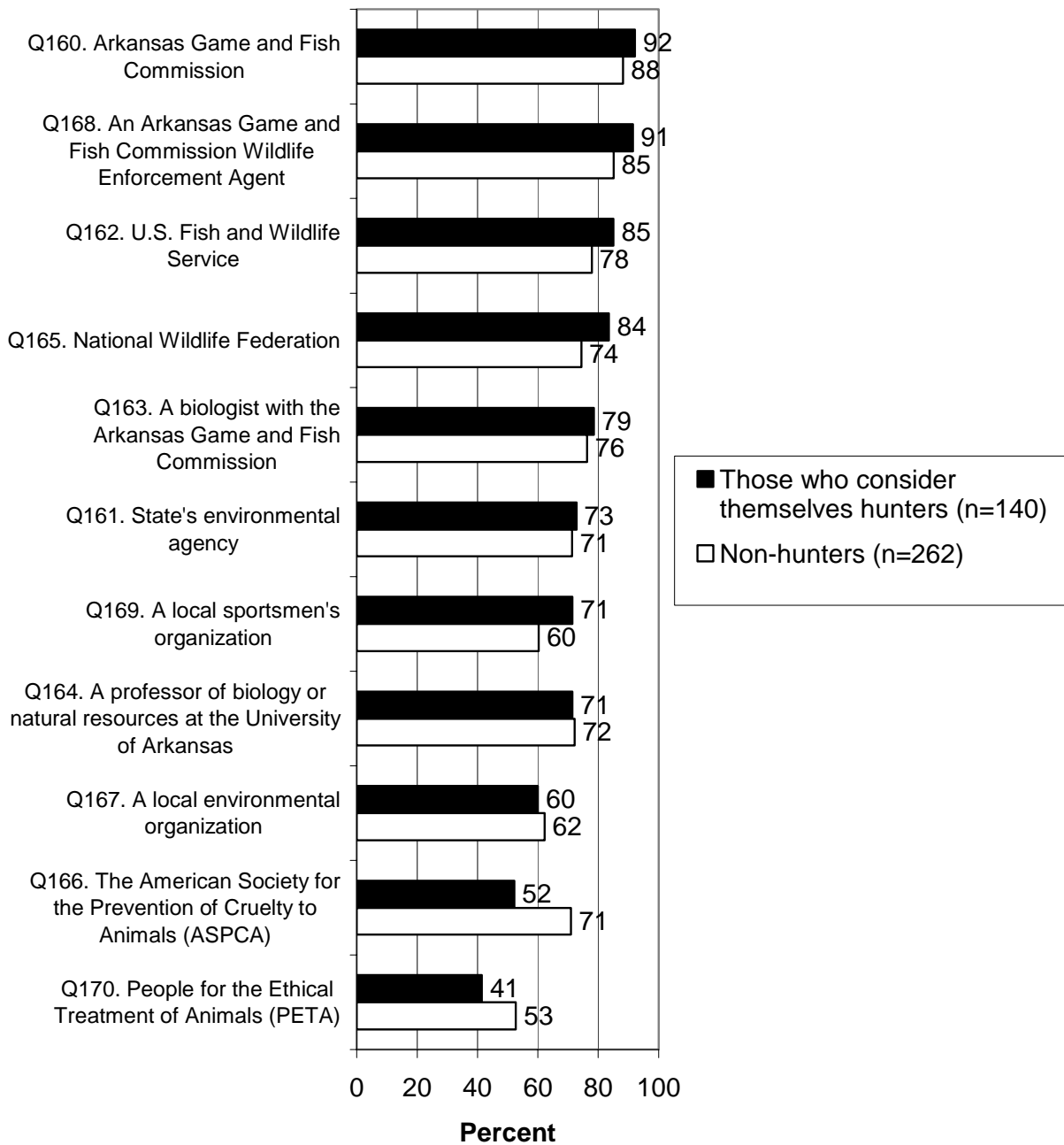
Q160-Q170. Percent who think the following are not credible as a source of information on fish and wildlife.



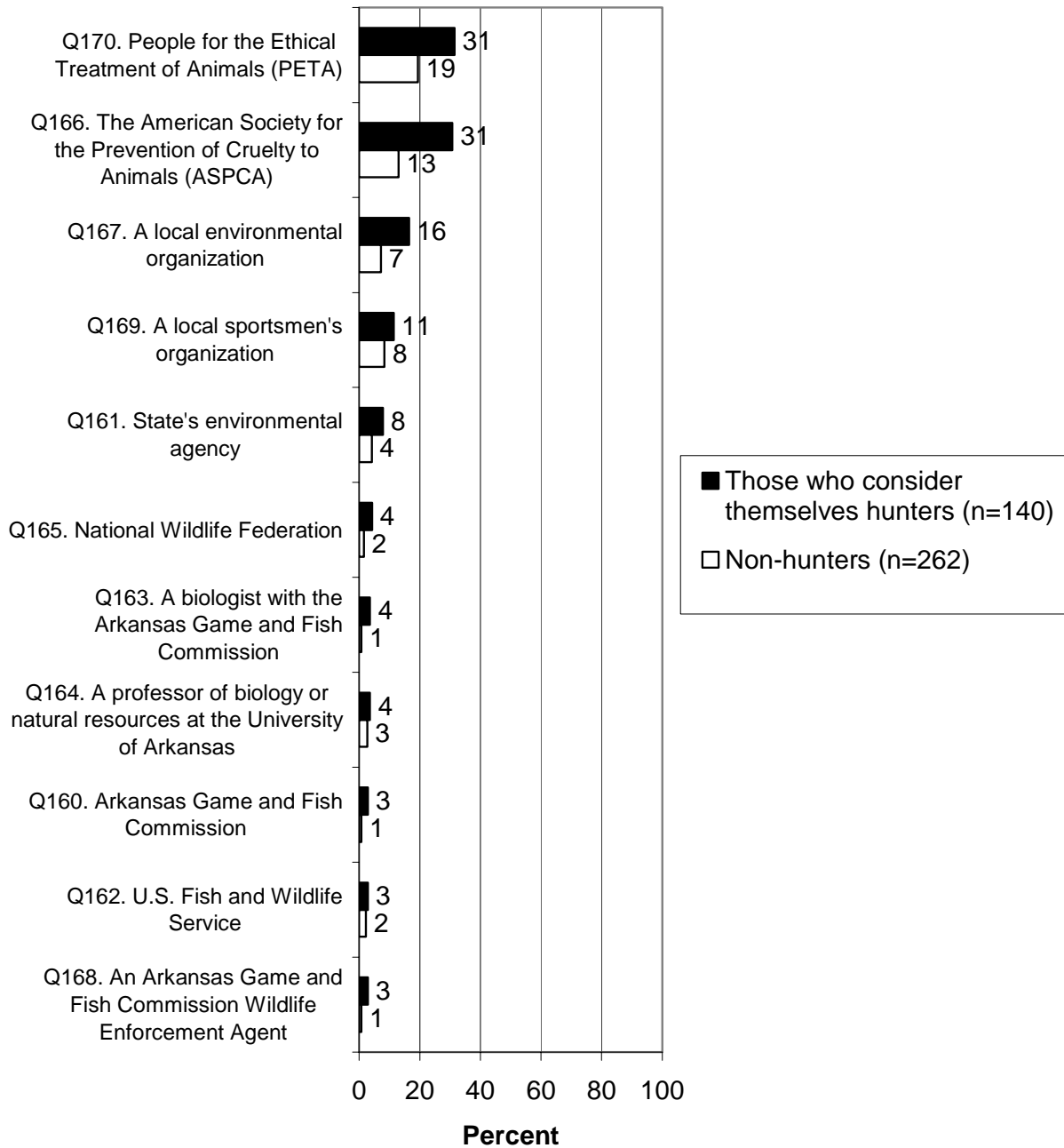
Q160-Q170. Percent who think the following are very credible as a source of information on fish and wildlife.



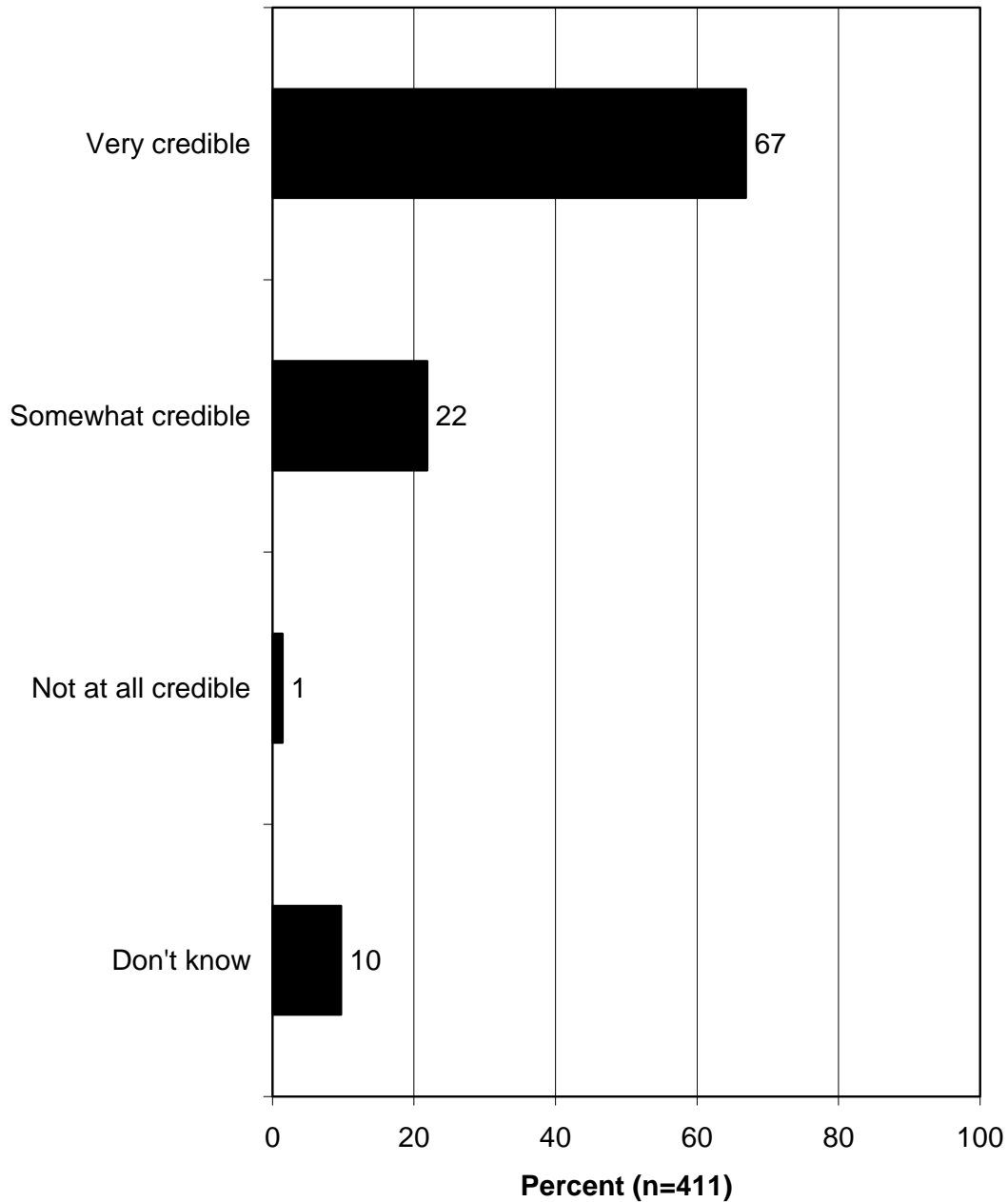
Q160-Q170. Percent who think the following are very or somewhat credible as a source of information on fish and wildlife.



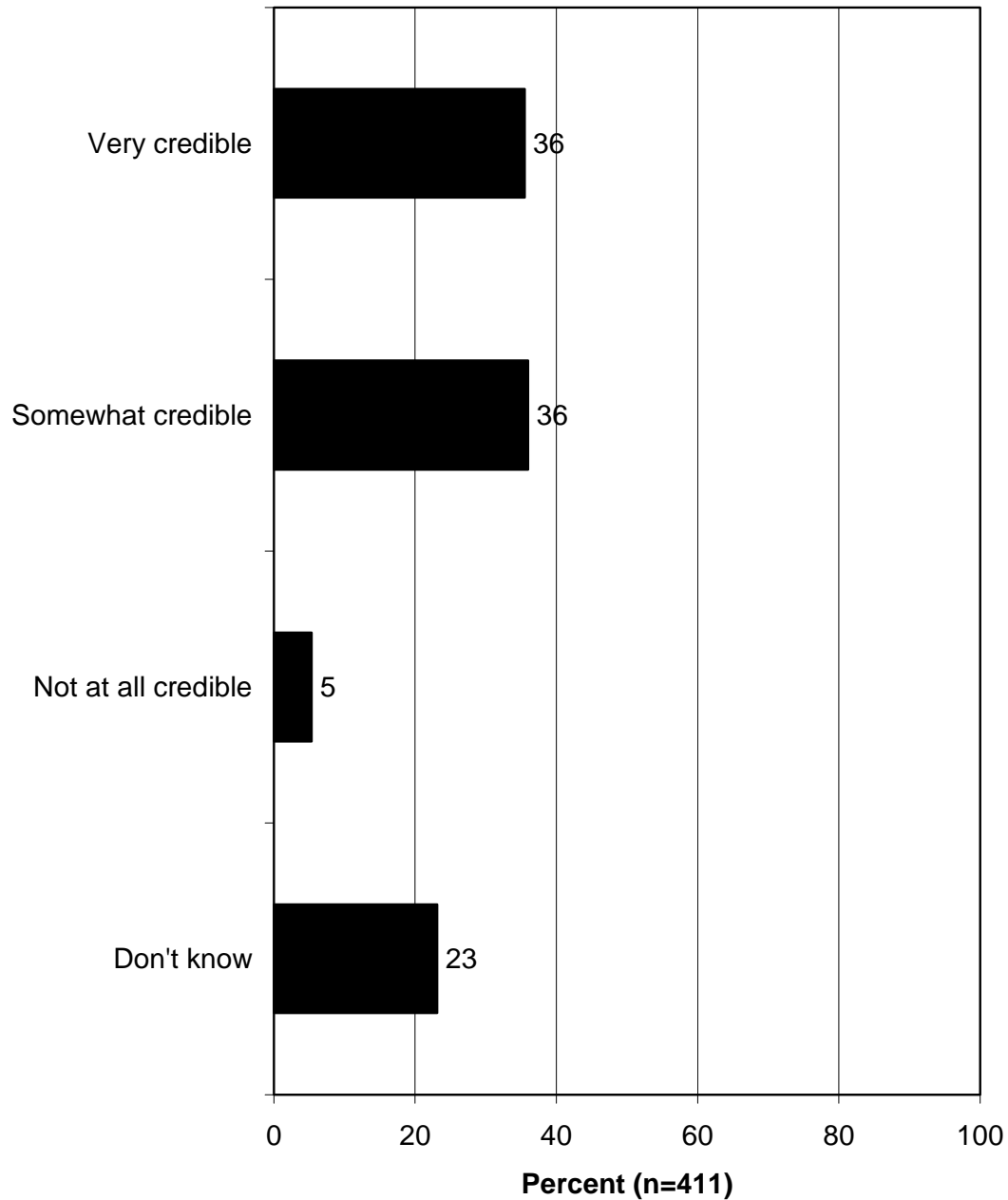
Q160-Q170. Percent who think the following are not credible as a source of information on fish and wildlife.



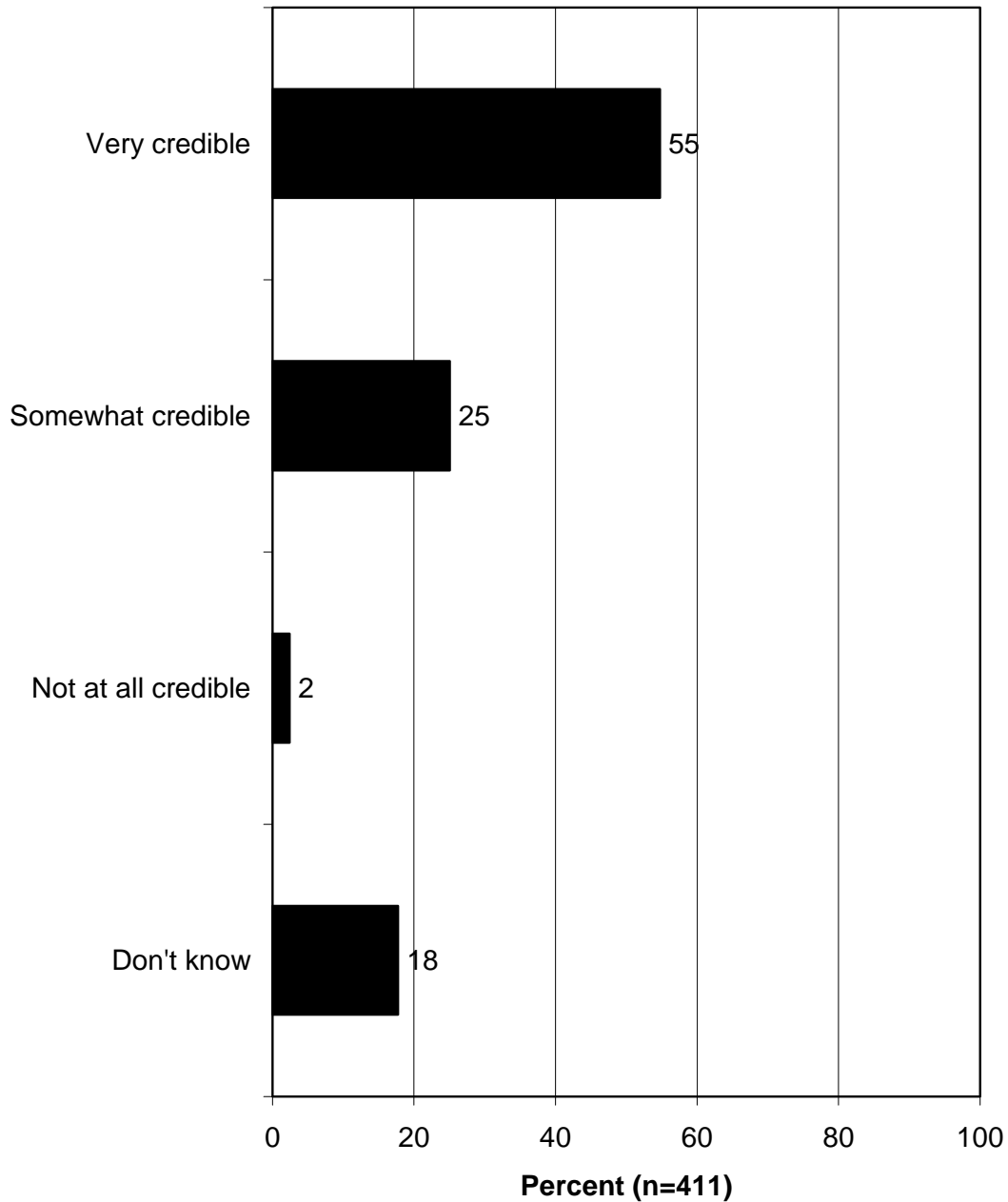
Q160. Do you think the AR Game & Fish Commission is very credible, somewhat credible, or not at all credible?



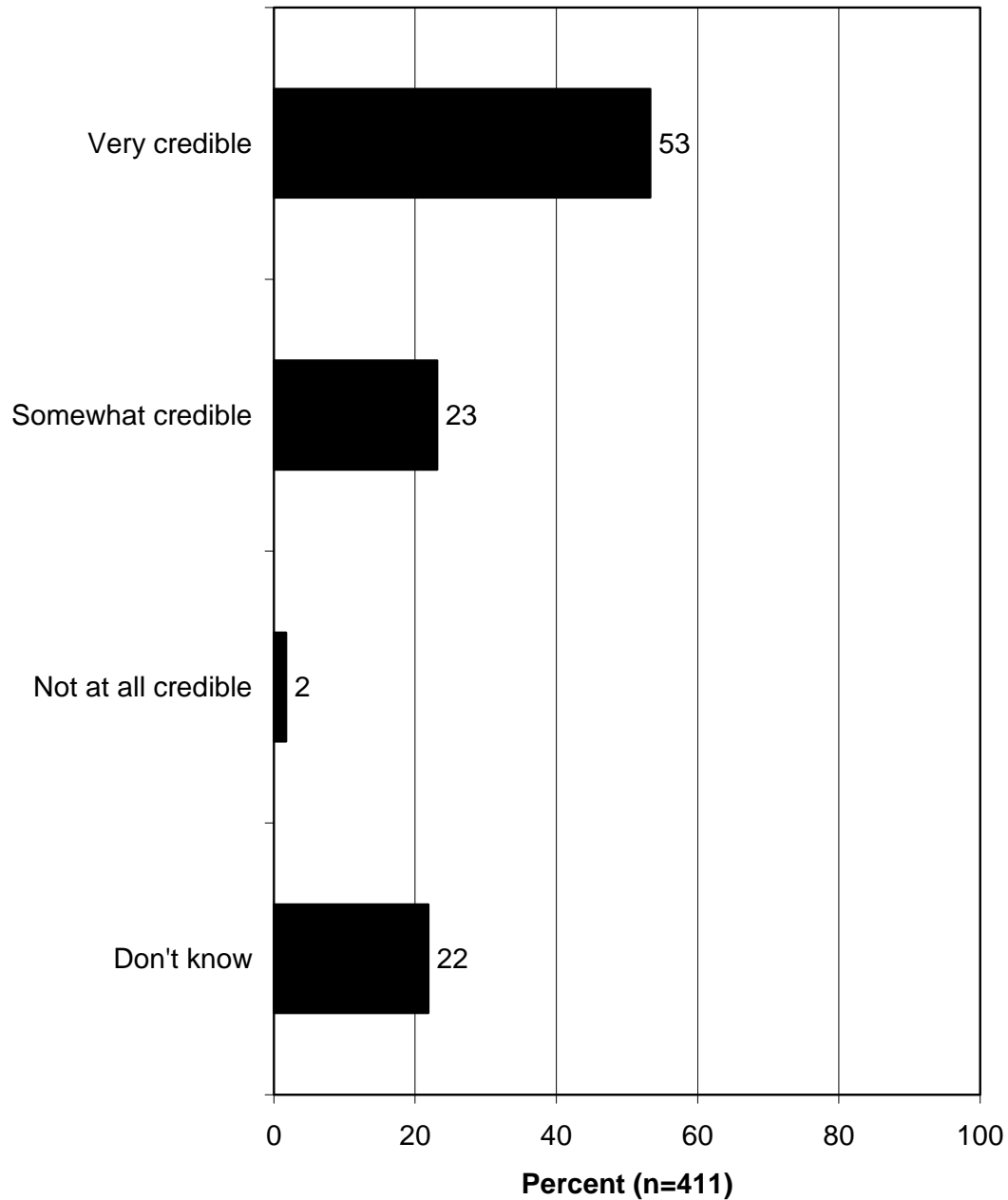
Q161. Do you think the State's environmental agency is very credible, somewhat credible, or not at all credible?



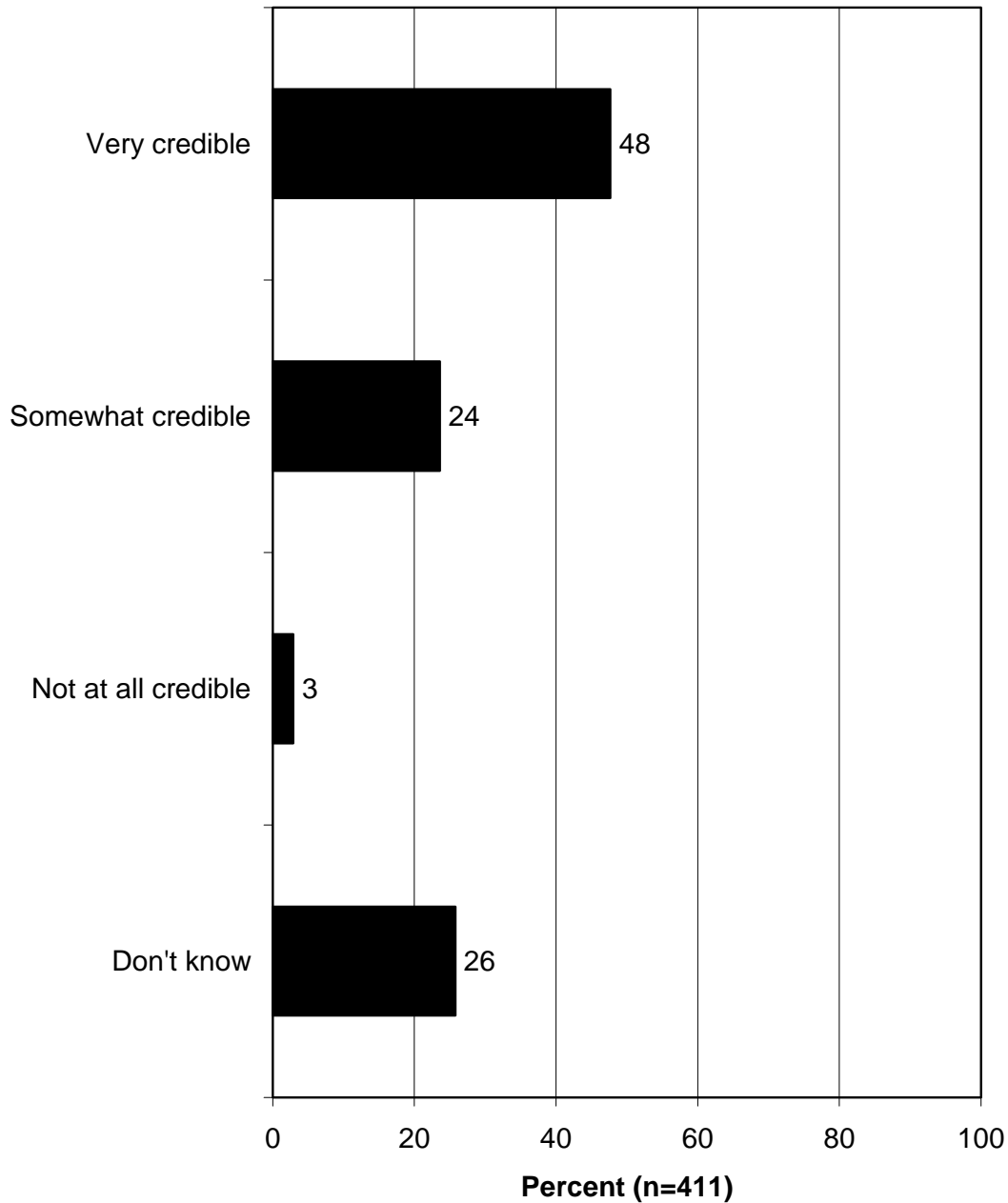
Q162. Do you think the U.S. Fish and Wildlife Service is very credible, somewhat credible, or not at all credible?



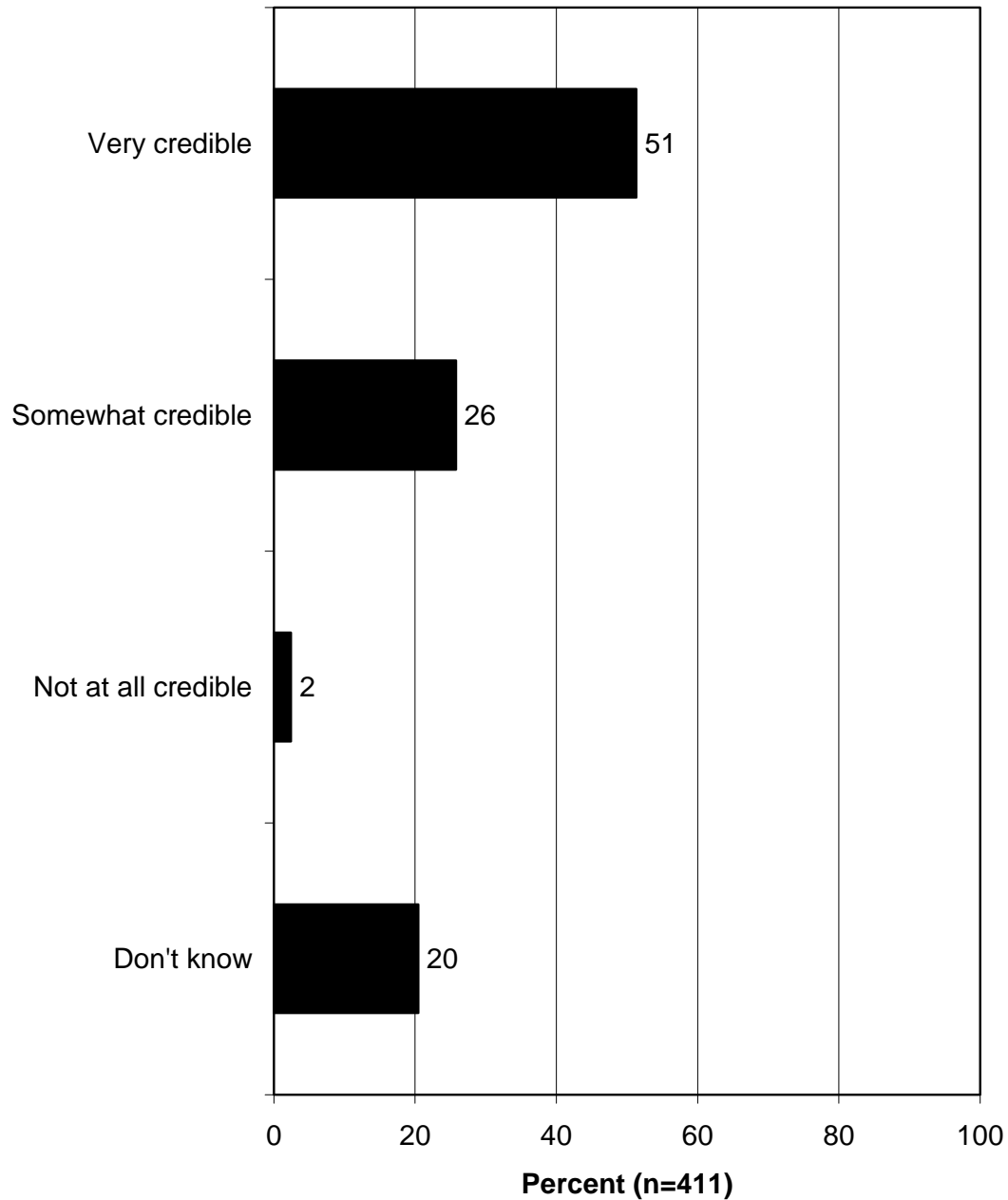
Q163. Do you think a biologist with the AR Game & Fish Commission is very credible, somewhat credible, or not at all credible?



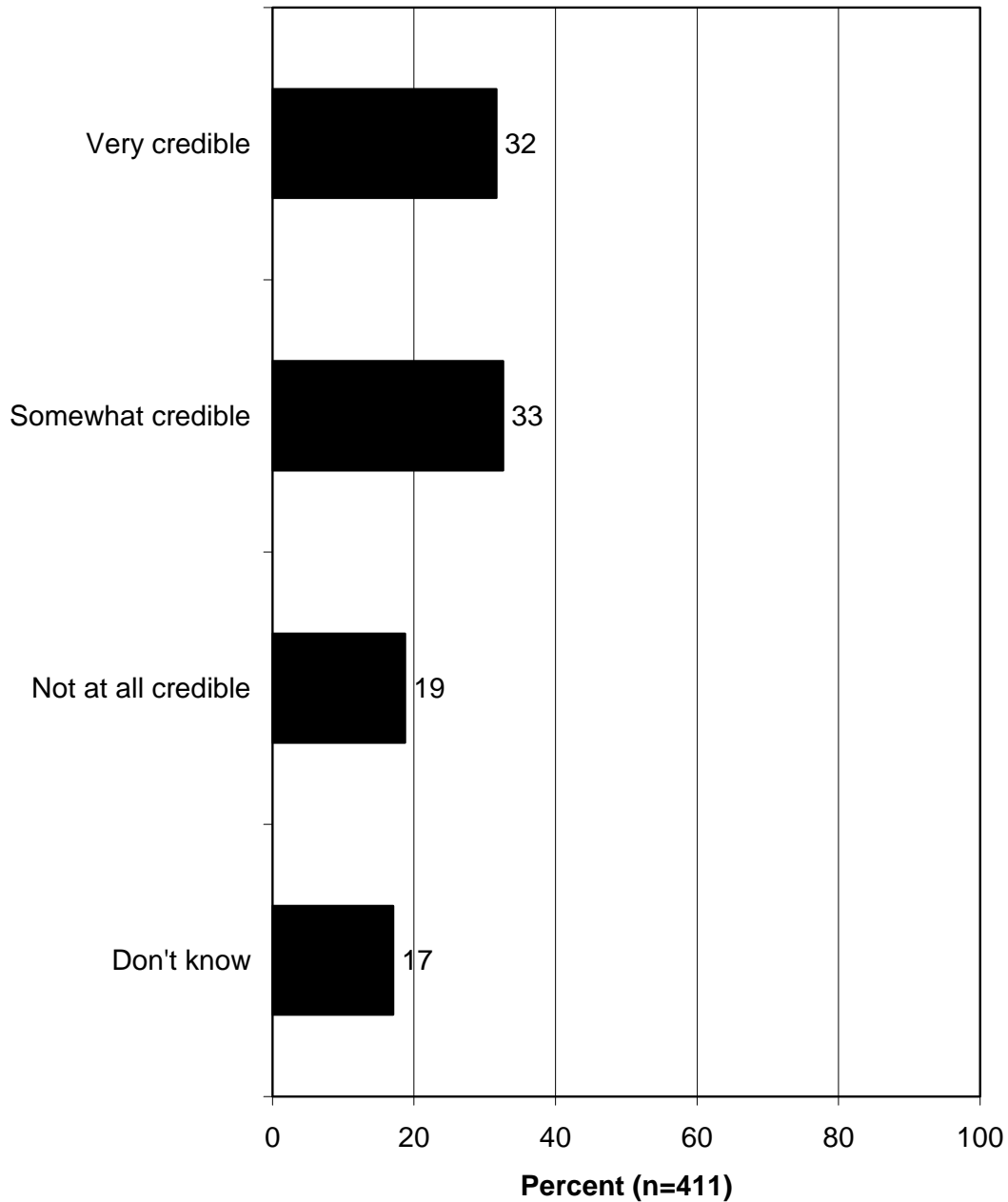
Q164. Do you think a professor of biology or natural resources at The University of Arkansas is very credible, somewhat credible, or not at all credible?



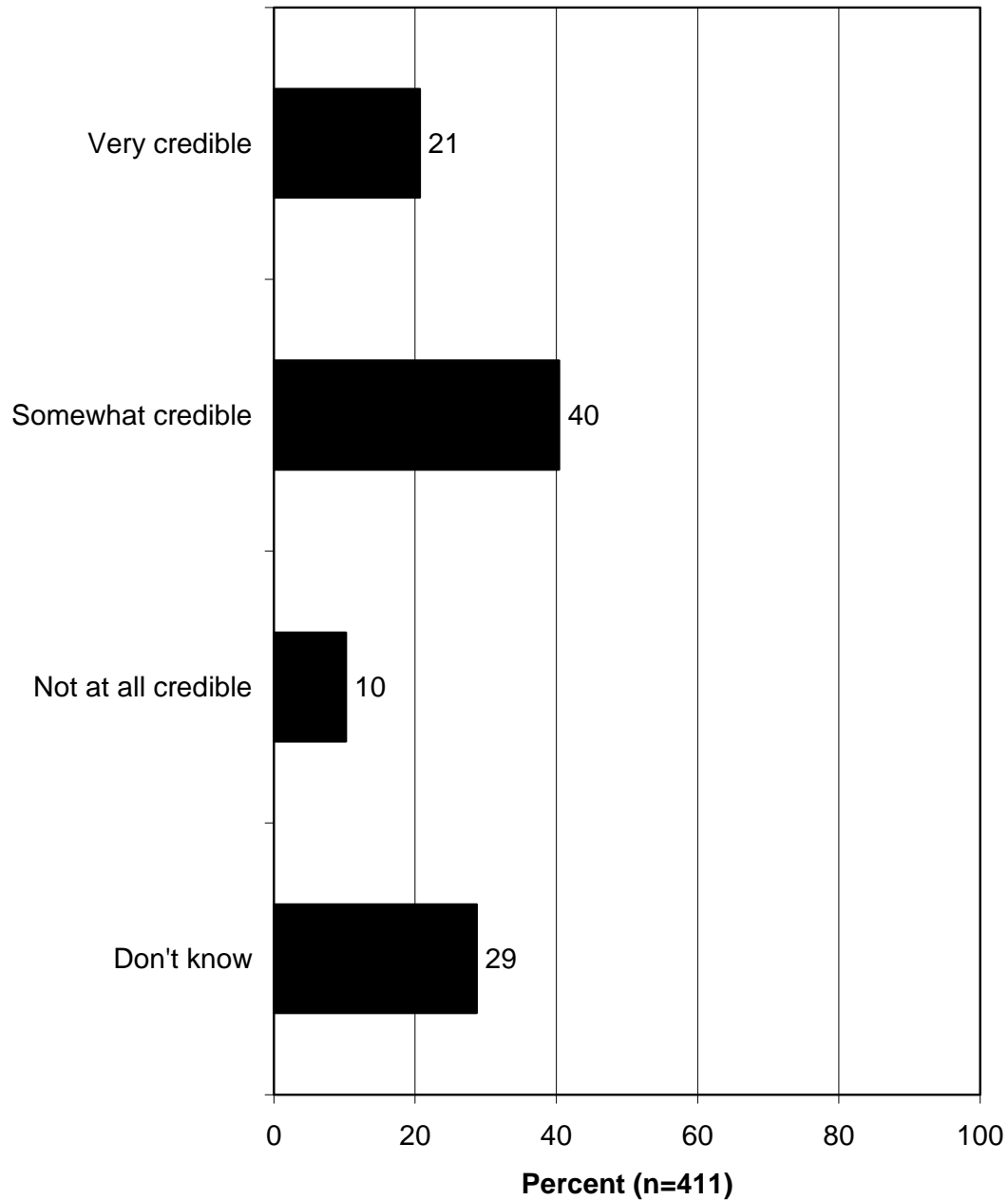
Q165. Do you think the National Wildlife Federation is very credible, somewhat credible, or not at all credible?



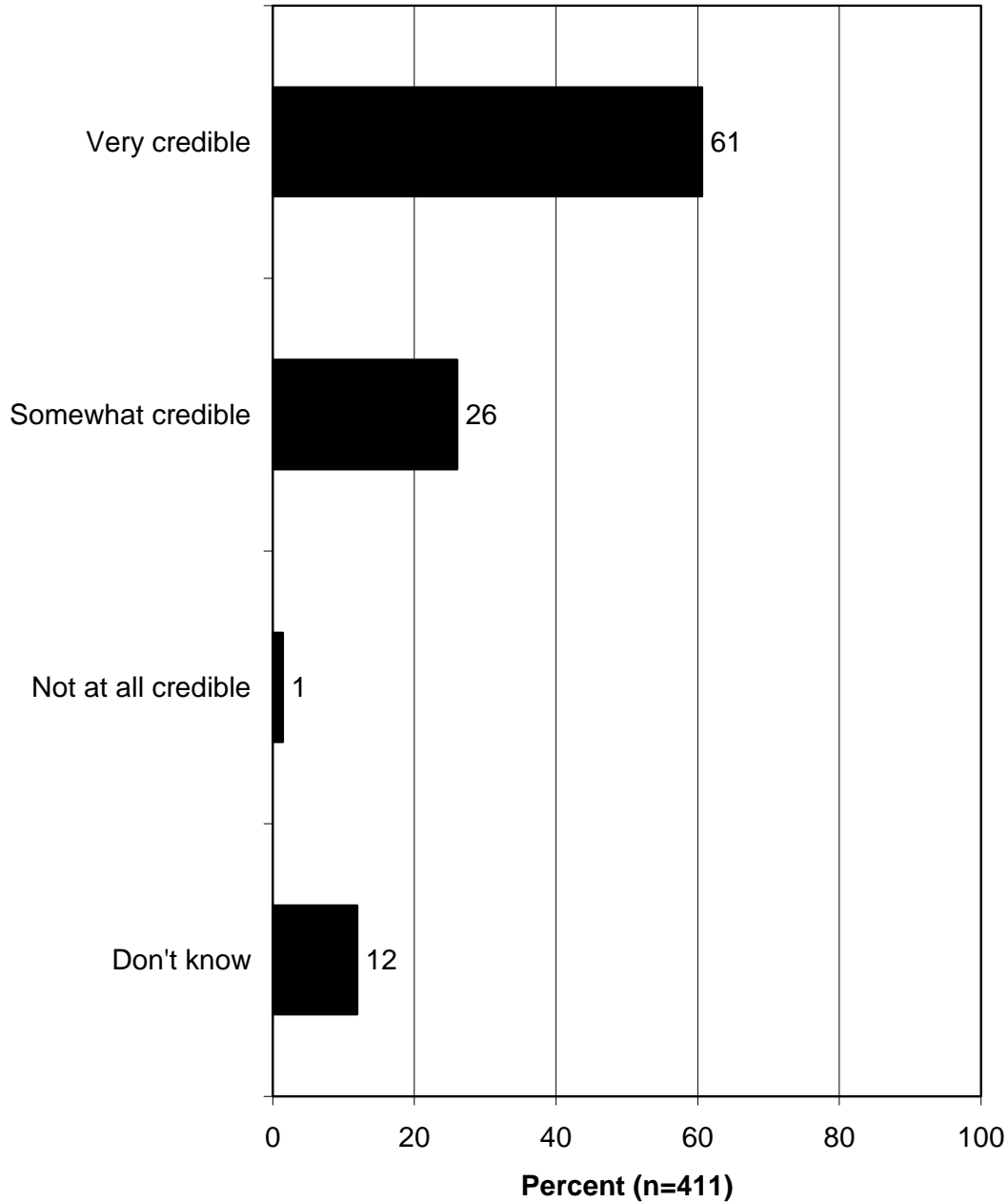
Q166. Do you think The American Society for the Prevention of Cruelty to Animals (ASPCA) is very credible, somewhat credible, or not at all credible?



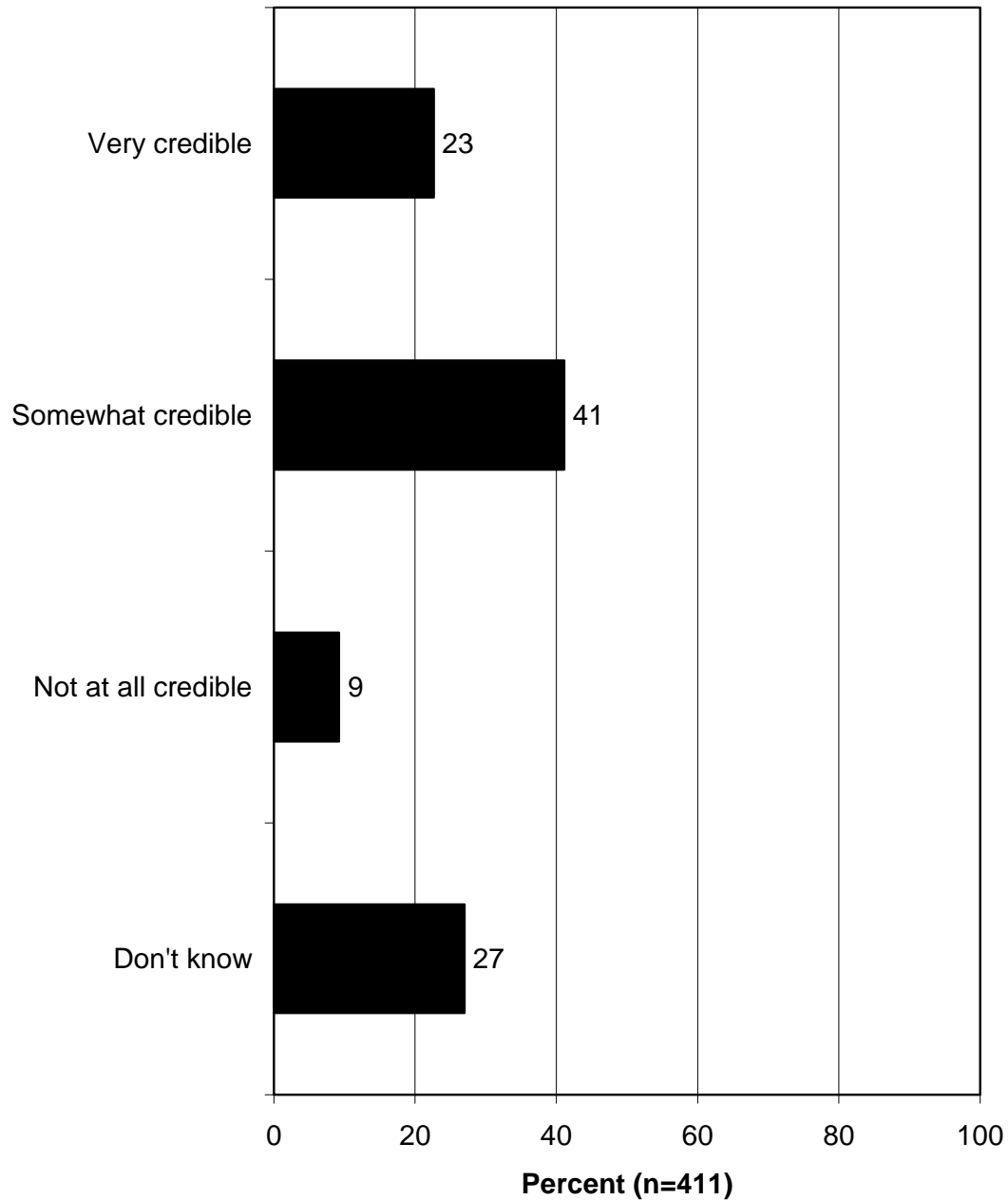
Q167. Do you think a local environmental organization is very credible, somewhat credible, or not at all credible?



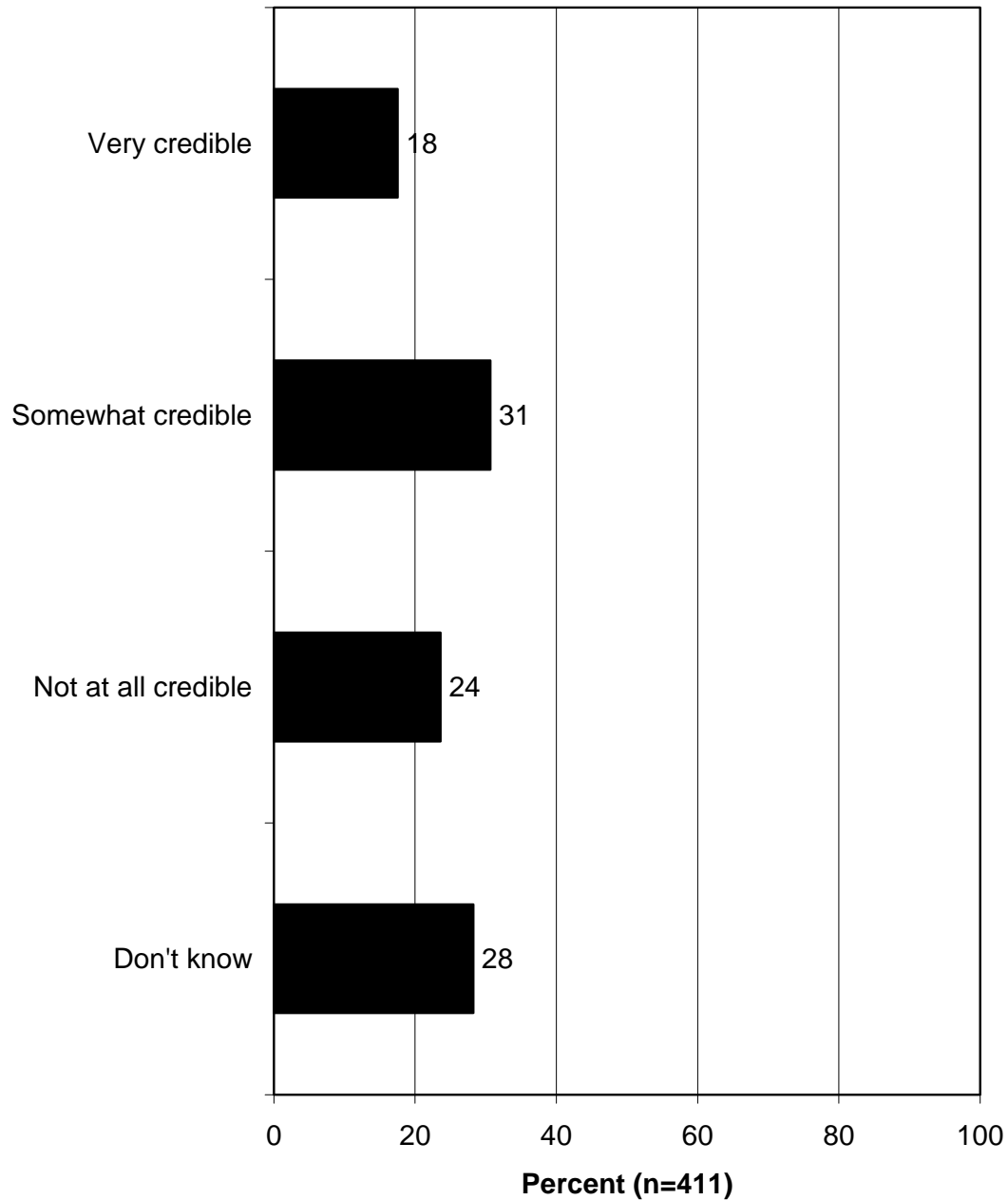
Q168. Do you think an AR Game & Fish Commission Wildlife Officer is very credible, somewhat credible, or not at all credible?



Q169. Do you think a local sportsmen's organization is very credible, somewhat credible, or not at all credible?



Q170. Do you think People for the Ethical Treatment of Animals (PETA) is very credible, somewhat credible, or not at all credible?



PARTICIPATION IN OUTDOOR ACTIVITIES

- The most popular outdoor recreation activities of Arkansas residents are feeding birds/other wildlife (60%), visiting a state or national park (55%), fishing (49%), and wildlife viewing (45%).
 - 49% freshwater fished, 5% saltwater fished, 30% hunted, and 3% trapped.
 - 27% motorboated, 18% canoed/kayaked, 8% went jetskiing, and 2% went sailing.
 - 32% went camping, with about a third of campers using an RV.

- Nearly half of respondents (48%) consider themselves anglers or fishermen, and slightly more than a third (34%) consider themselves hunters.

- Those who indicated that they had fished in the past 12 months most commonly (38%) indicated that they had fished for less than a week total in the past 12 months. Nonetheless, a substantial percentage (29%) had fished for 4 weeks or more.

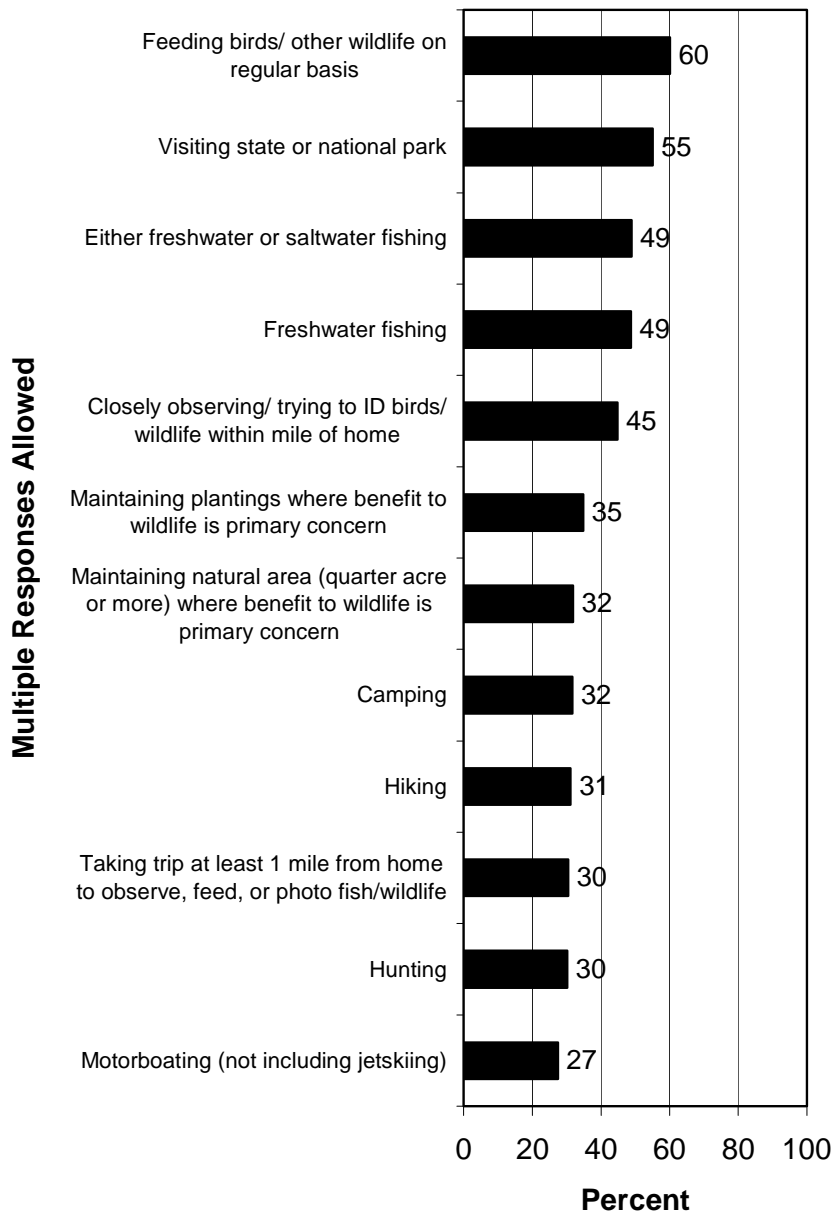
- Those who indicated that they had hunted in the past 12 months most commonly (31%) indicated that they had hunted for less than a week total in the past 12 months. Nonetheless, a substantial percentage (24%) had hunted for 4 weeks or more.

- A majority (51%) of those who indicated that they had taken a trip to view wildlife in the past 12 months indicated that they had spent less than a week total in the past 12 months on wildlife viewing trips. Nonetheless, a substantial percentage (18%) had spent 4 weeks or more on wildlife viewing trips.

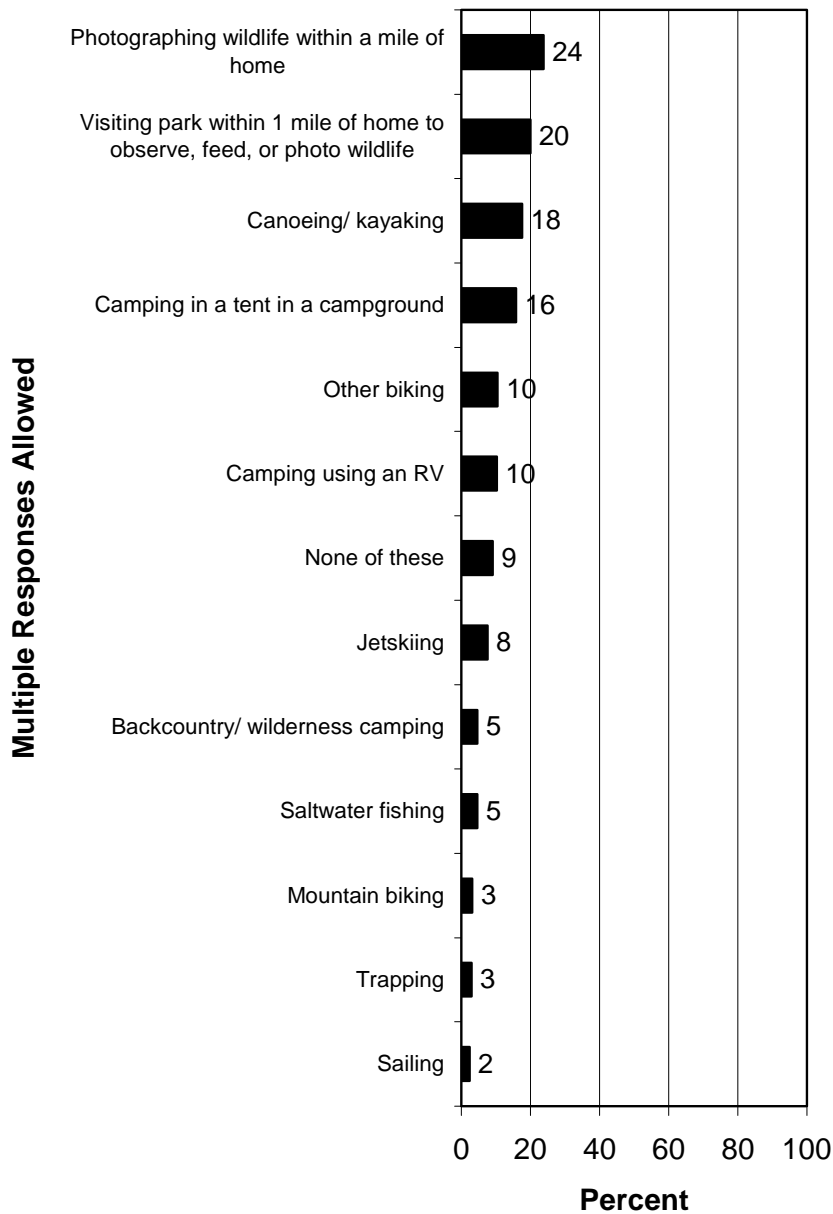
- A substantial percentage (38%) have attended an educational program that dealt with fish or wildlife at some time.

- Finally, three questions were asked regarding participation by any member of the household, including the respondent, in the past 5 years in fishing, hunting, and trip-taking to view wildlife: 72% said he/she or a household member had fished, 51% said he/she or a household member had hunted, and 46% said he/she or a household member had taken a trip to view wildlife in Arkansas in the past 5 years.

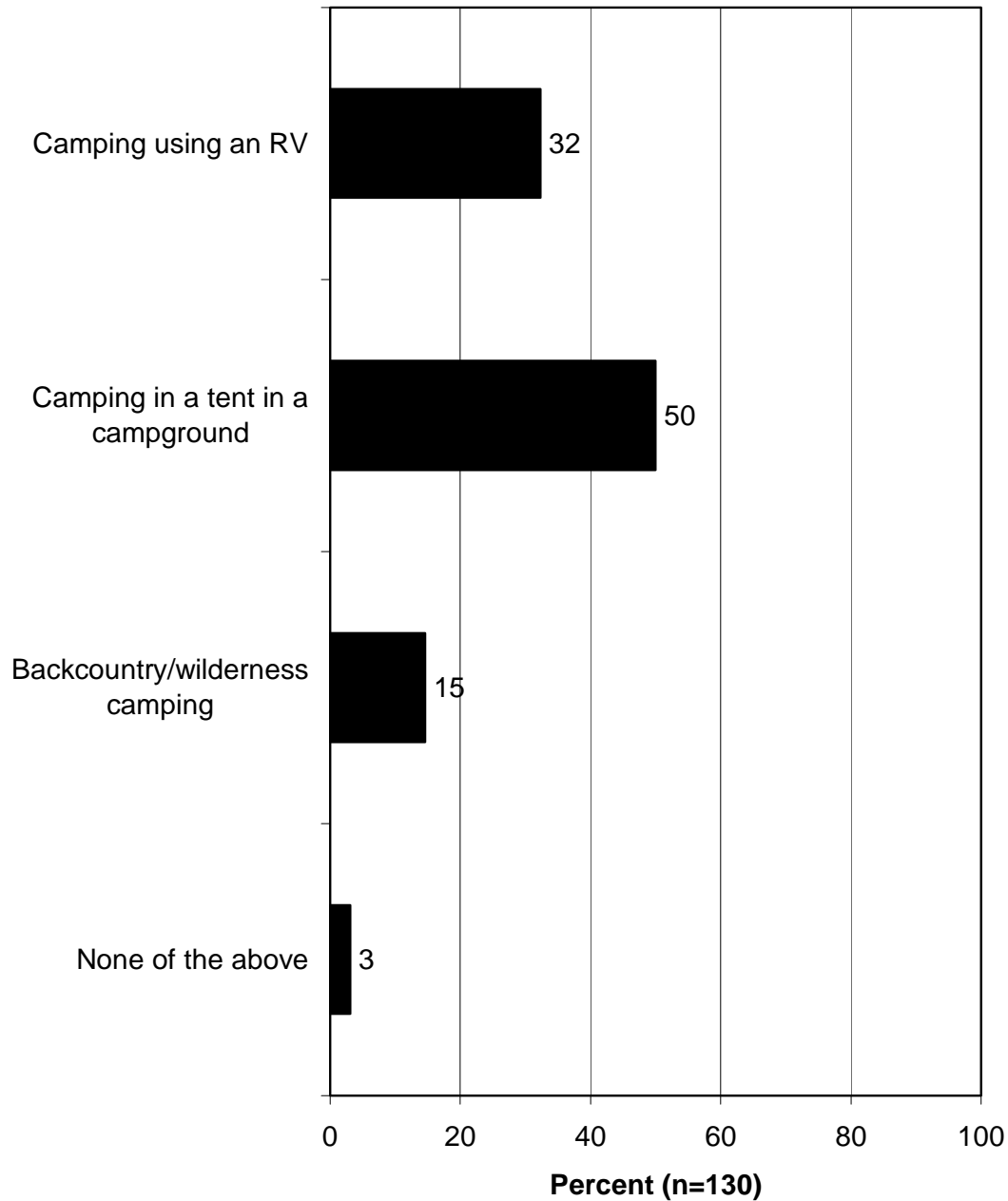
Q11, 13, and 14. First, I'm going to read a list of outdoor activities, and I would like to know if you've participated in each in the past 12 months. Have you participated in...? (Part 1.)




Q11, 13, and 14. First, I'm going to read a list of outdoor activities, and I would like to know if you've participated in each in the past 12 months. Have you participated in...? (Part 2.)




Q14. Which best describes the camping that you have done in the past 12 months? (Asked of those who camped in the past 12 months.)



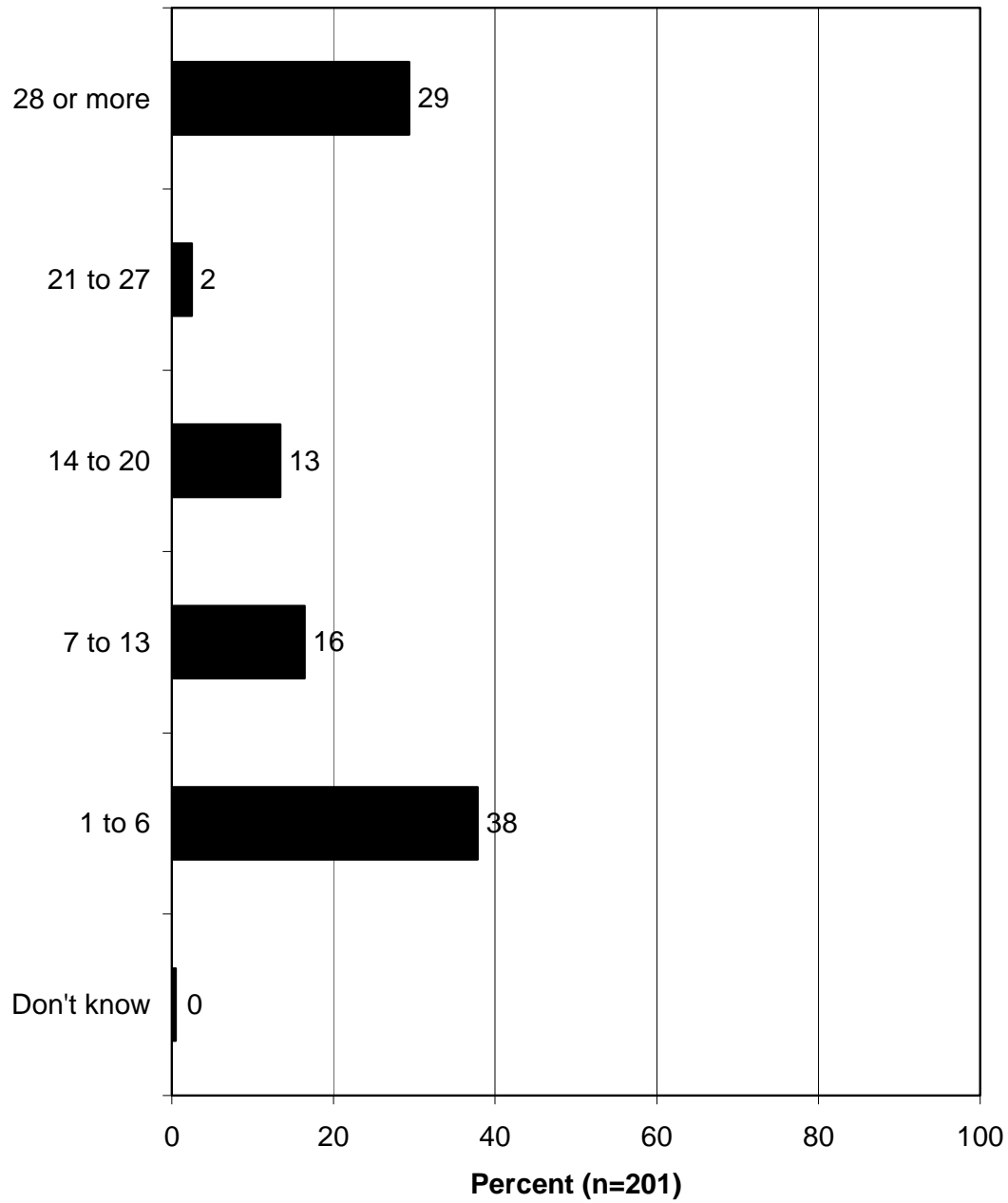
Q192. Do you consider yourself an angler or fisherman?



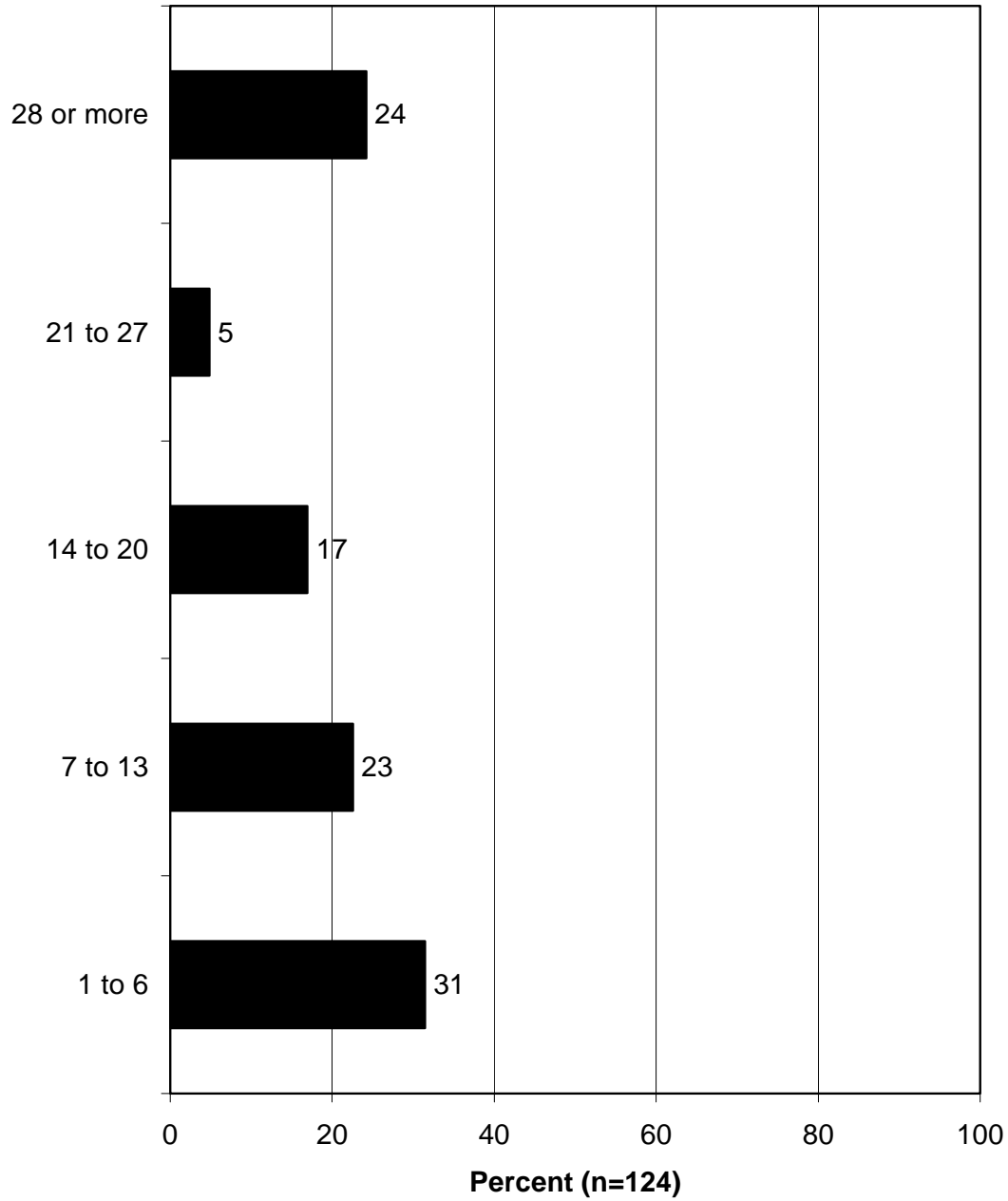
Q194. Do you consider yourself a hunter?



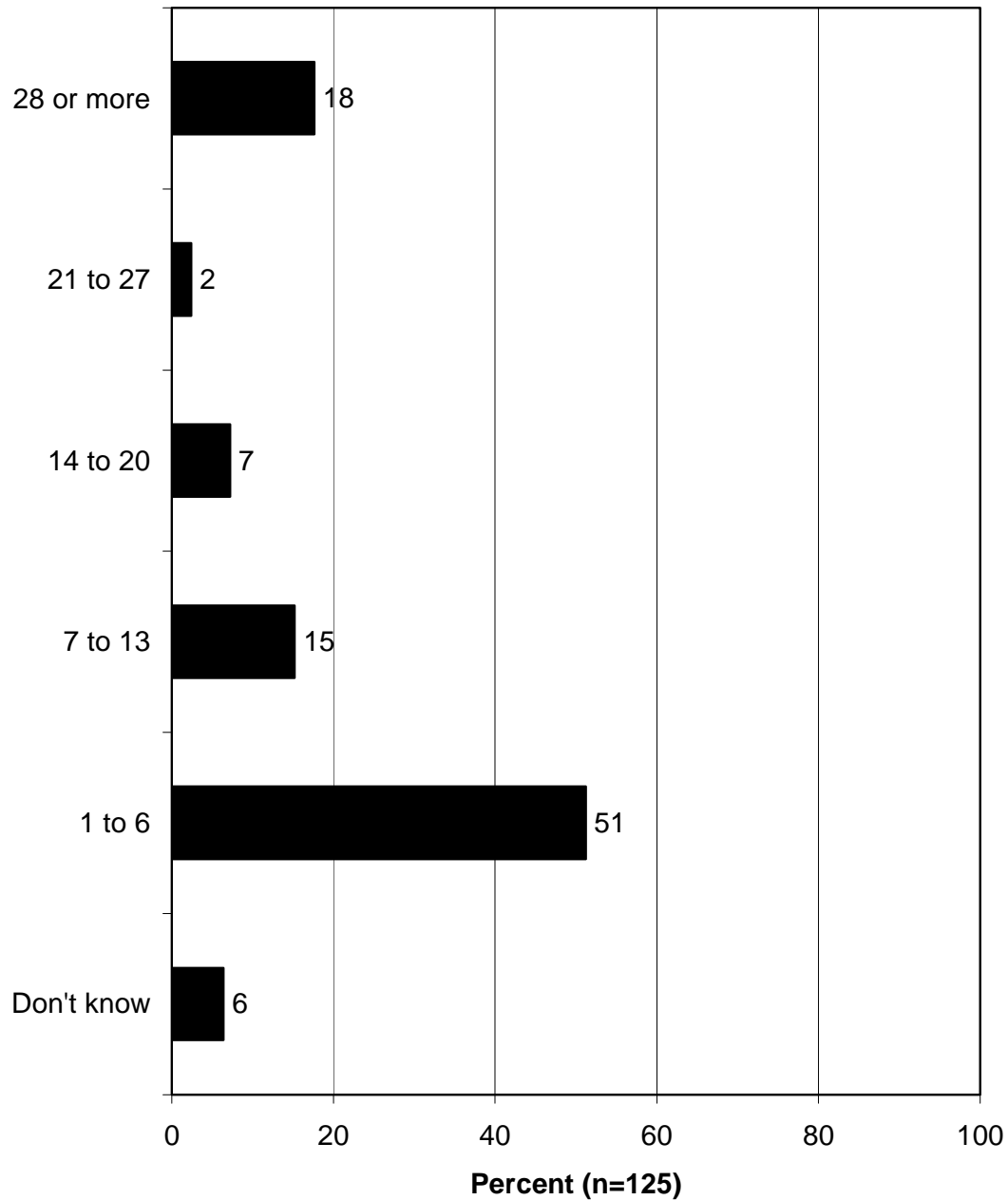
Q15. About how many days did you fish in the past year?



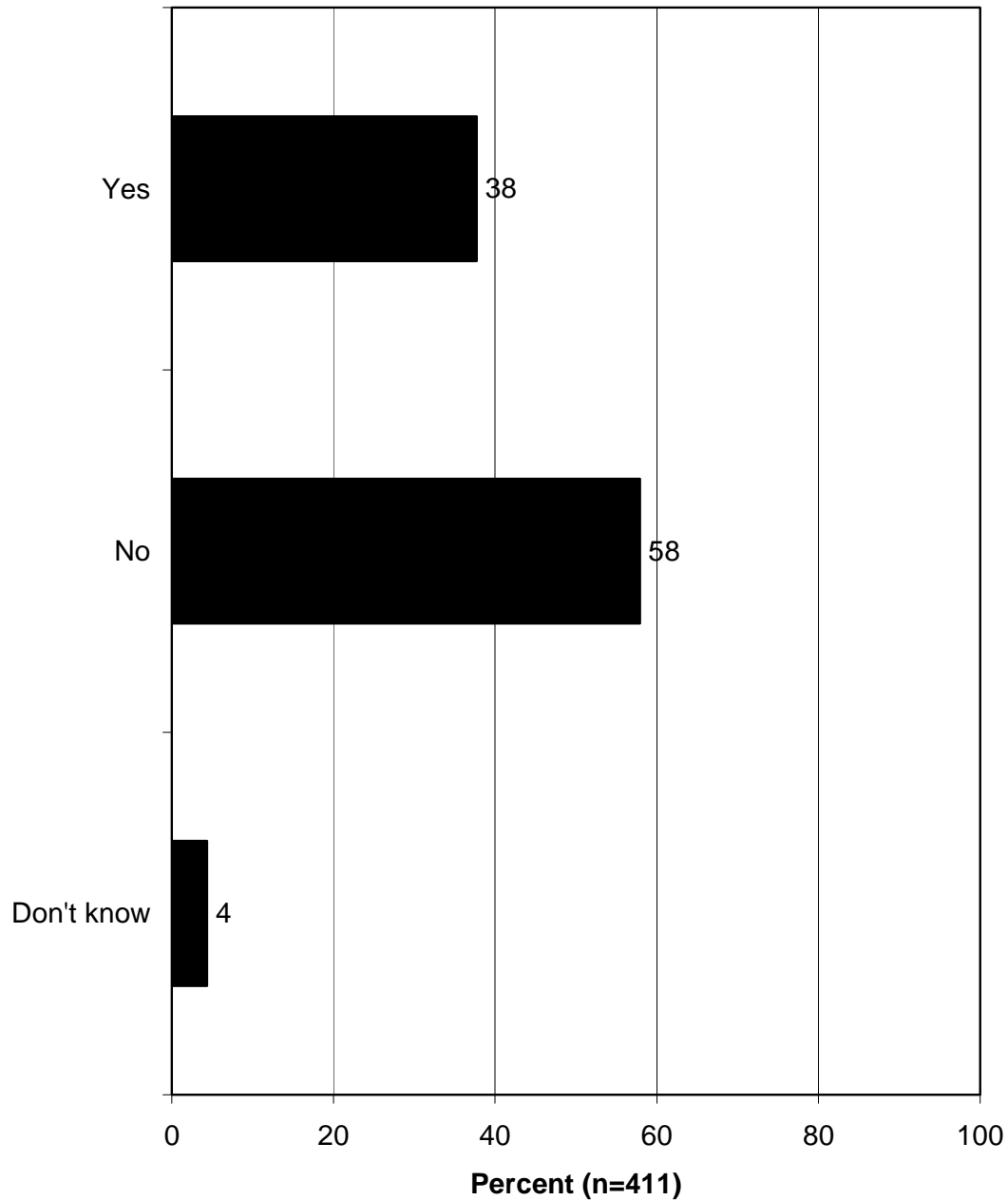
Q16. About how many days did you go hunting in the past year?



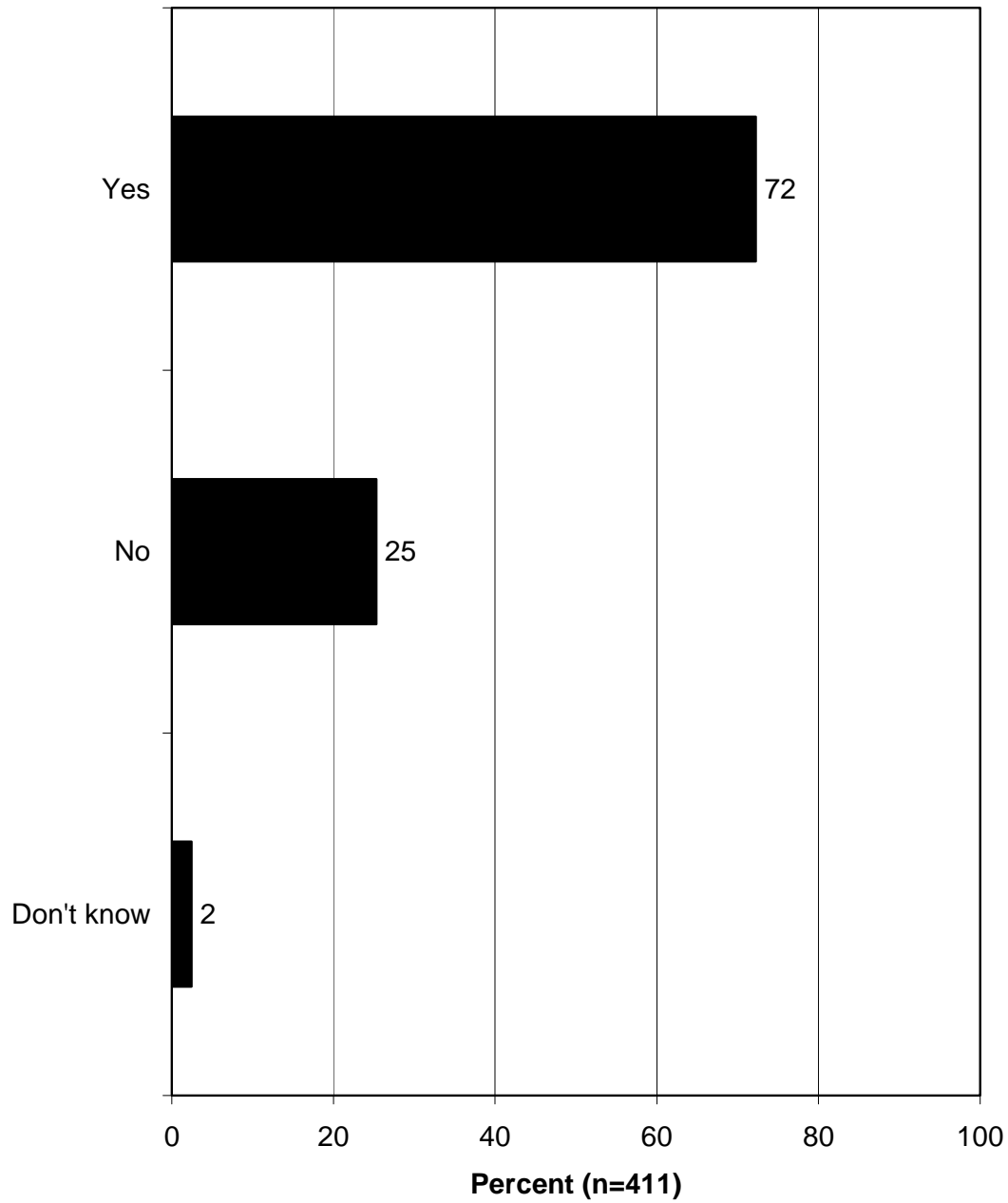
Q17. About how many days did you take a trip or outing of at least 1 mile from home for the primary purpose of observing, feeding, or photographing fish and/or wildlife?




Q197. Have you ever attended an educational program that dealt with fish or wildlife, such as a class, wildlife demonstration, or talk?



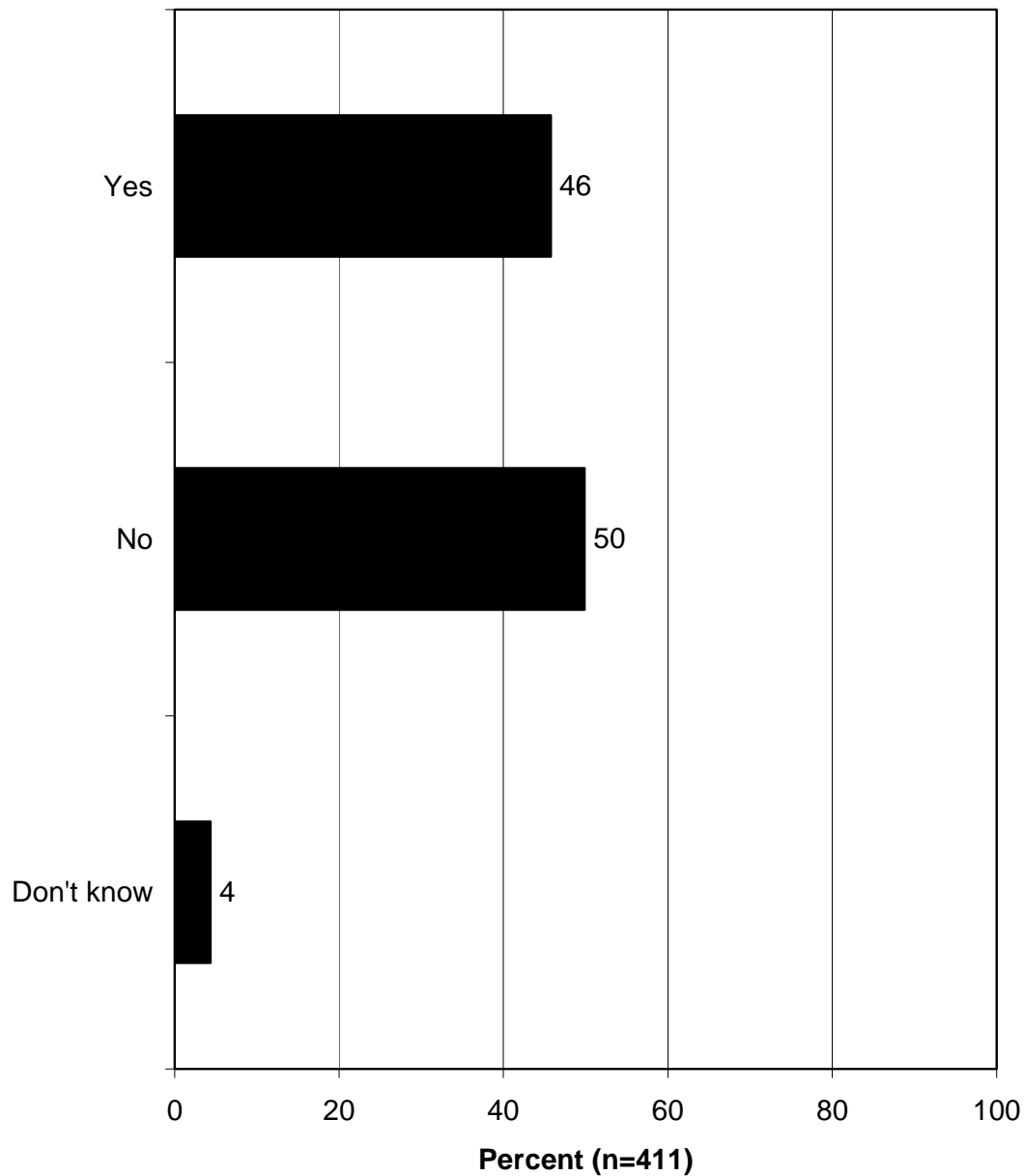
Q193. In the past 5 years have you or any member of your household gone fishing in Arkansas?



Q195. In the past 5 years have you or any member of your household gone hunting in Arkansas?



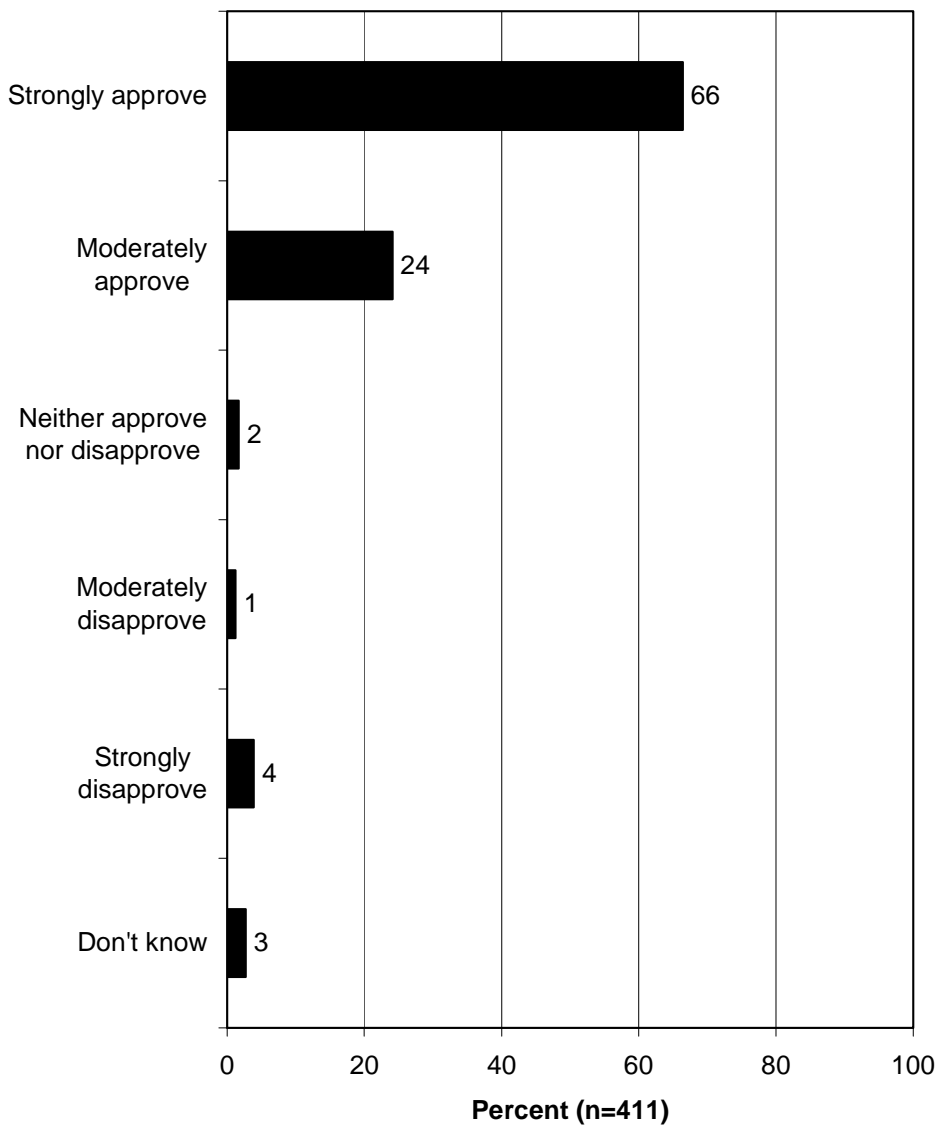
Q196. In the past 12 months have you or any member of your household taken a trip or outing of at least 1 mile from home for the primary purpose of observing, feeding, or photographing fish and/or wildlife in Arkansas?



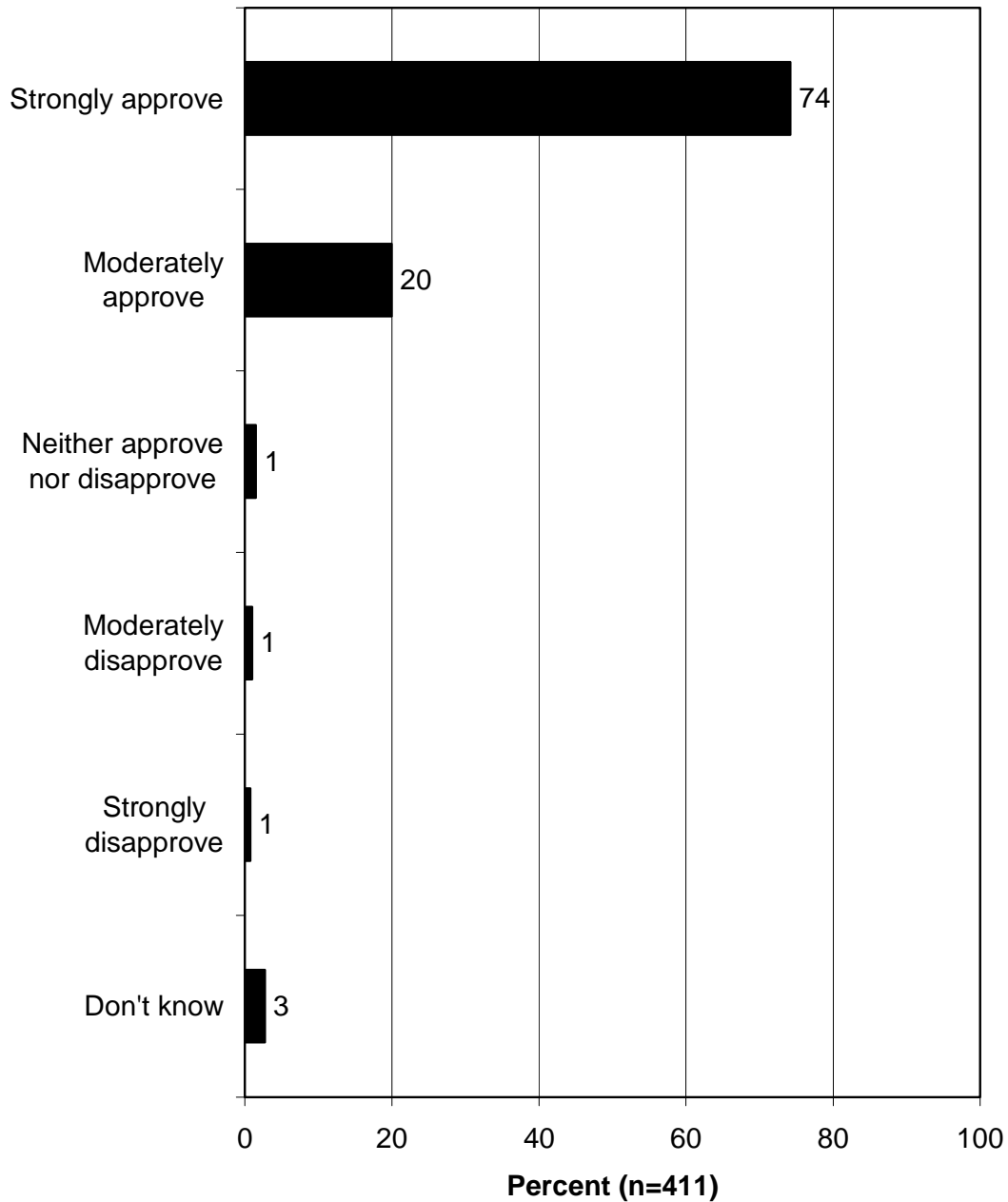
APPROVAL/DISAPPROVAL OF HUNTING, FISHING, AND TRAPPING

- Overwhelming majorities approve of legal hunting (90%) and legal, recreational fishing (94%). Somewhat less, but still a majority (58%), approve of legal, regulated trapping.

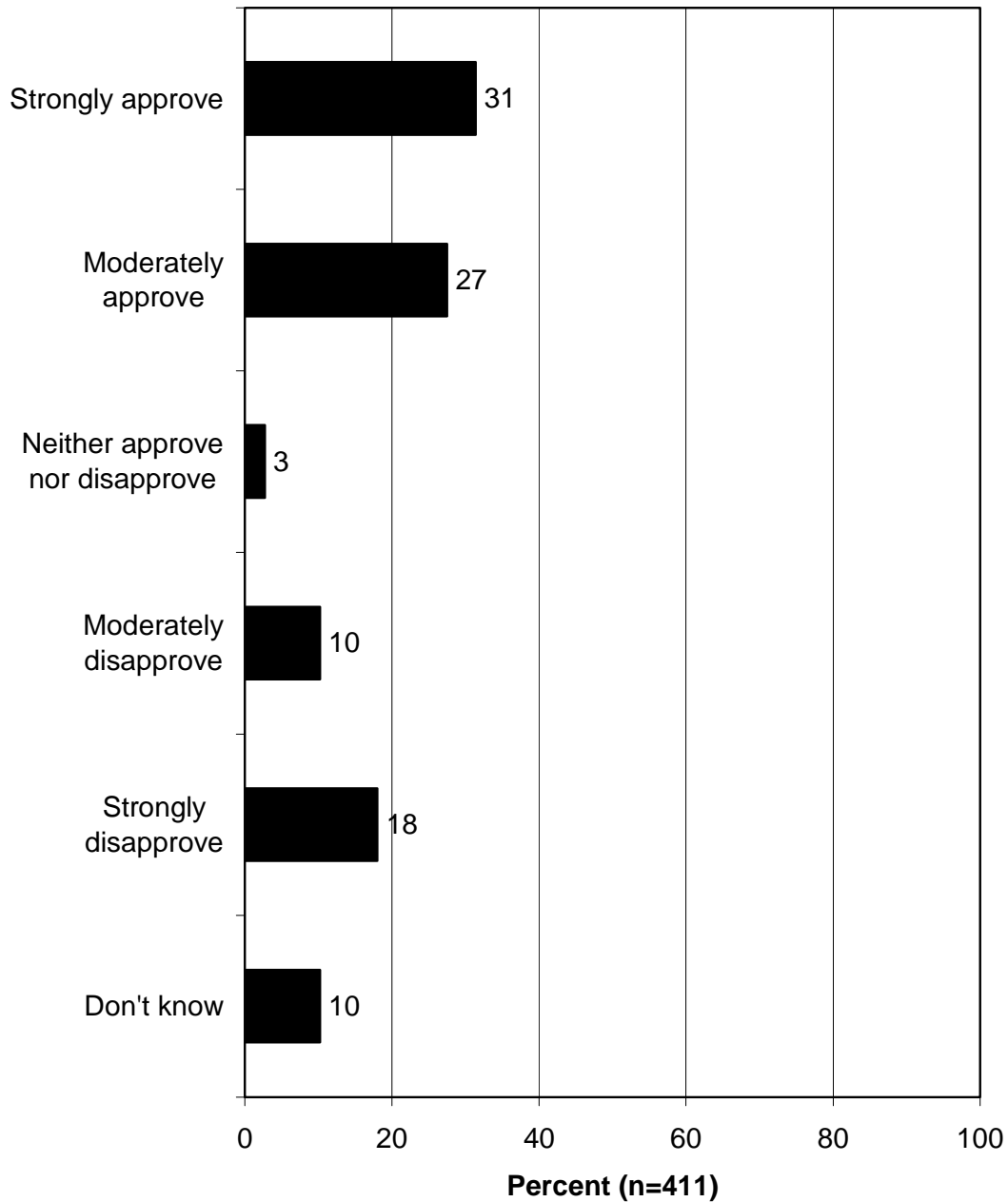
Q180. In general, do you approve or disapprove of legal hunting?



Q181. In general, do you approve or disapprove of legal recreational fishing?



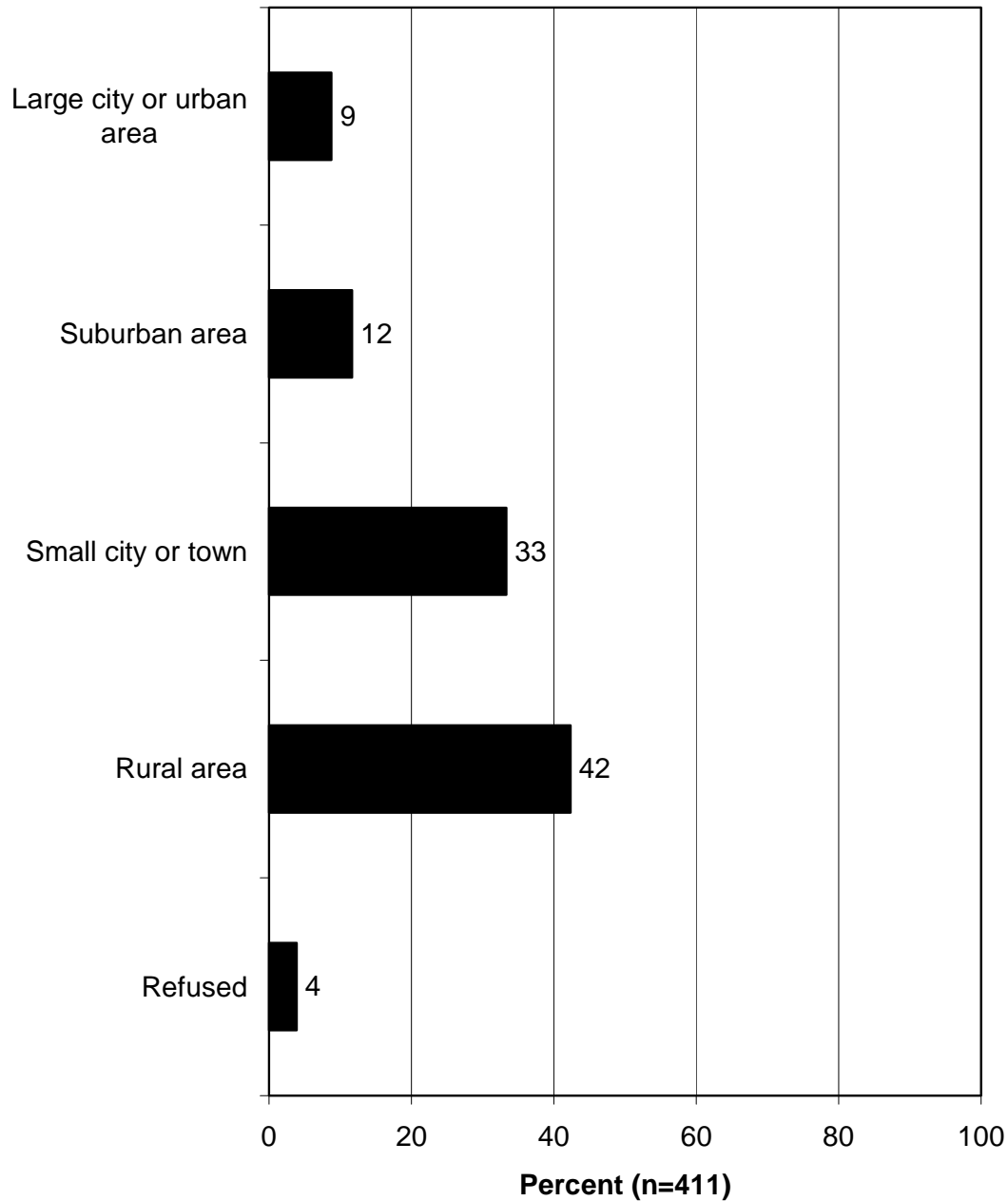
Q182. In general, do you approve or disapprove of legal regulated trapping?



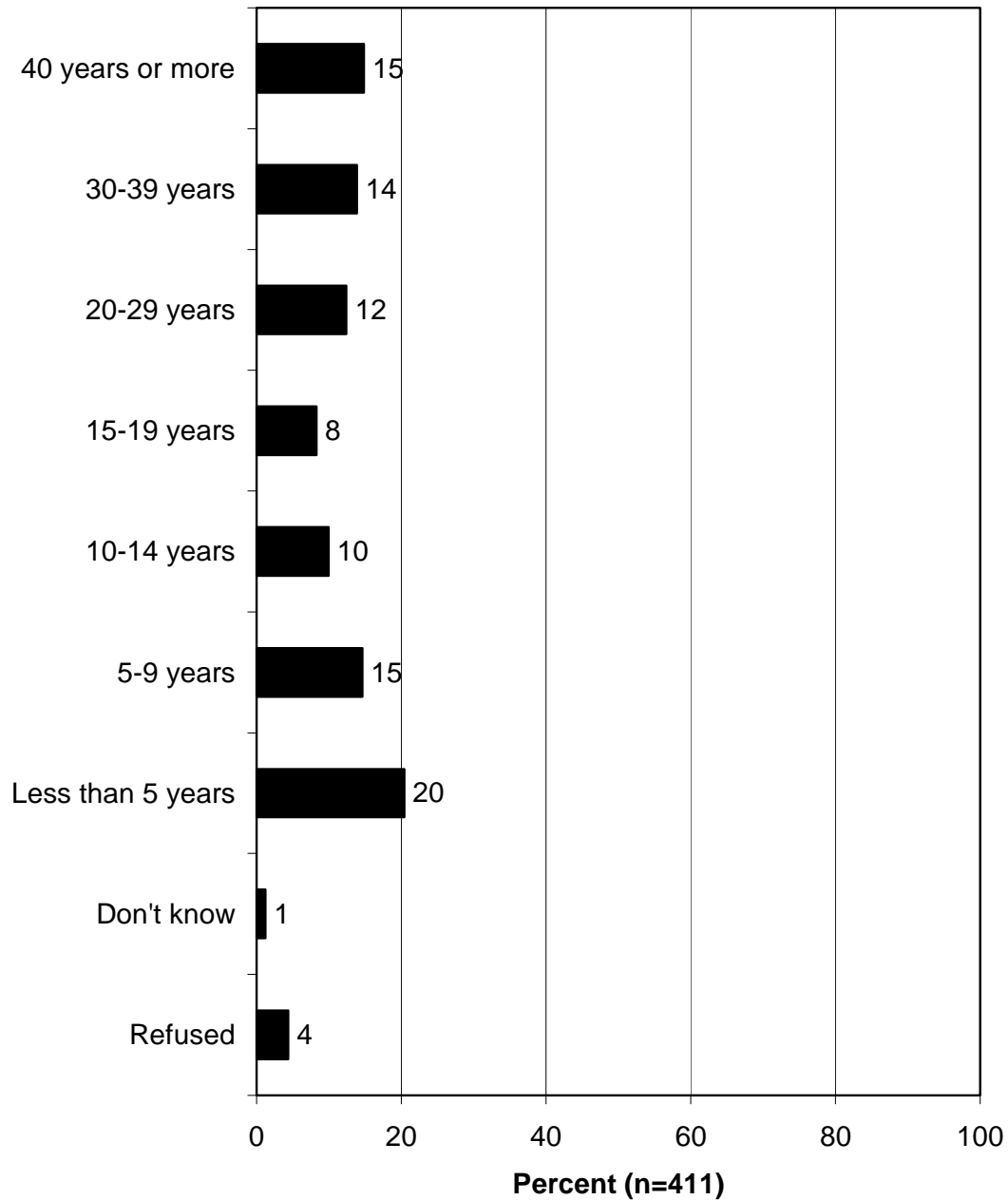
DEMOGRAPHIC DATA

- Arkansas residents overwhelmingly considered their place of residence as rural or a small city or town (75%).
- Regarding the number of years that respondents had lived in their community, the sample was fairly evenly distributed among categories of years lived in their community. Regarding number of years in Arkansas, most commonly respondents had lived in Arkansas for 40 years or more.
- Arkansas residents in the survey overwhelmingly owned their place of residence (85%).
- Most commonly, households in Arkansas contained two people (42%); 37% contained more than 2 people. The majority of households (66%) contained no children 17 or younger; 29% contained children.
- The majority of respondents (67%) said that they are married, while 20% said that they are single, and 9% said that they are widowed.
- Regarding educational attainment, 44% of Arkansas residents in the study had gone no further than high school, with or without getting a diploma; 51% had gone to college, with or without a degree, and 28% had earned a degree (21% earning a Bachelor's degree or higher).
- Household incomes, in general, followed a bell curve, with the peak in the \$20,000 to \$39,999 category.
- The ages of Arkansas residents were most commonly in the 65 or older category.
- The sample was 45% male, 55% female.

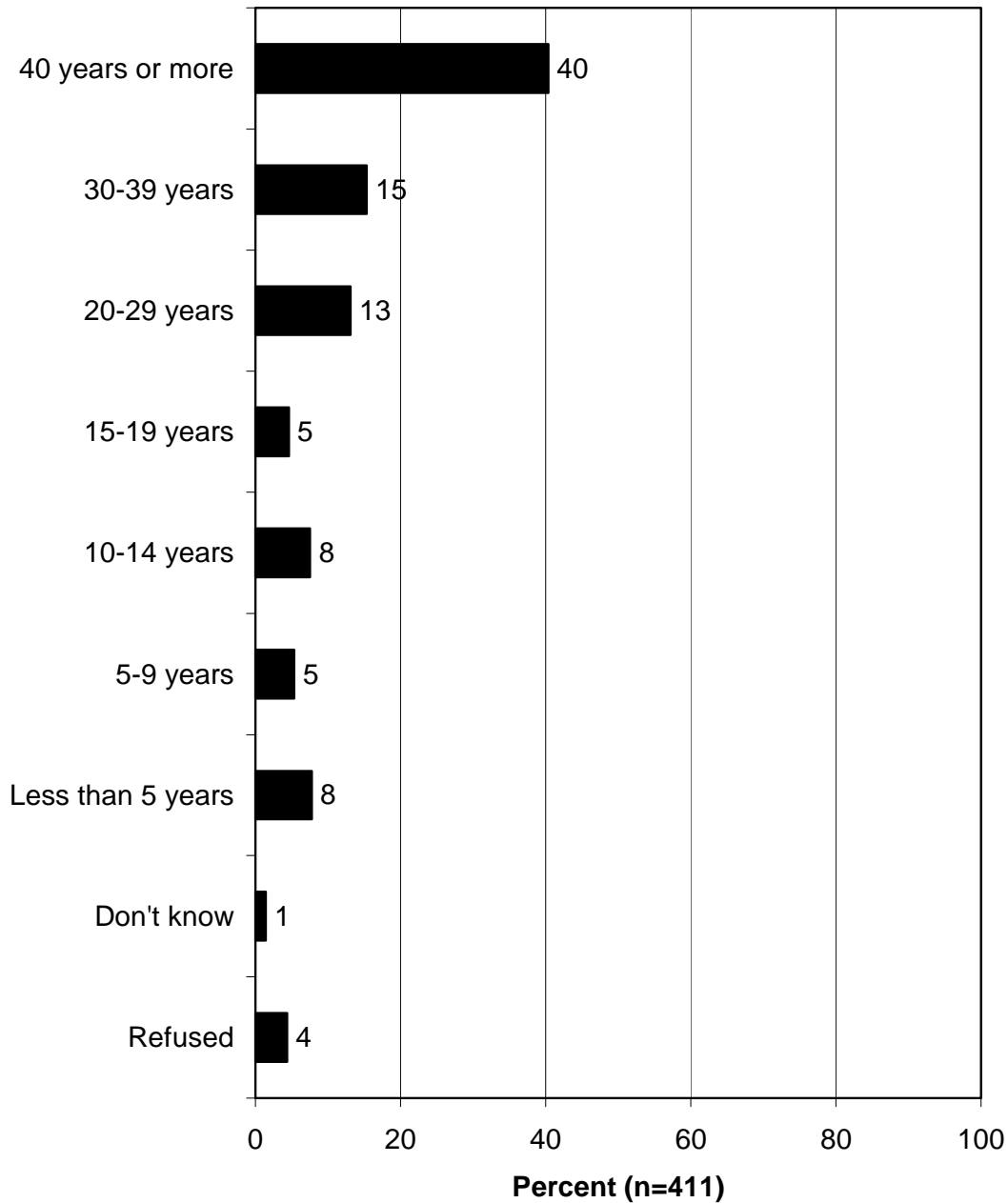
Q199. Do you consider your place of residence to be in a large city or urban area, a suburban area, a small city/town, or a rural area?



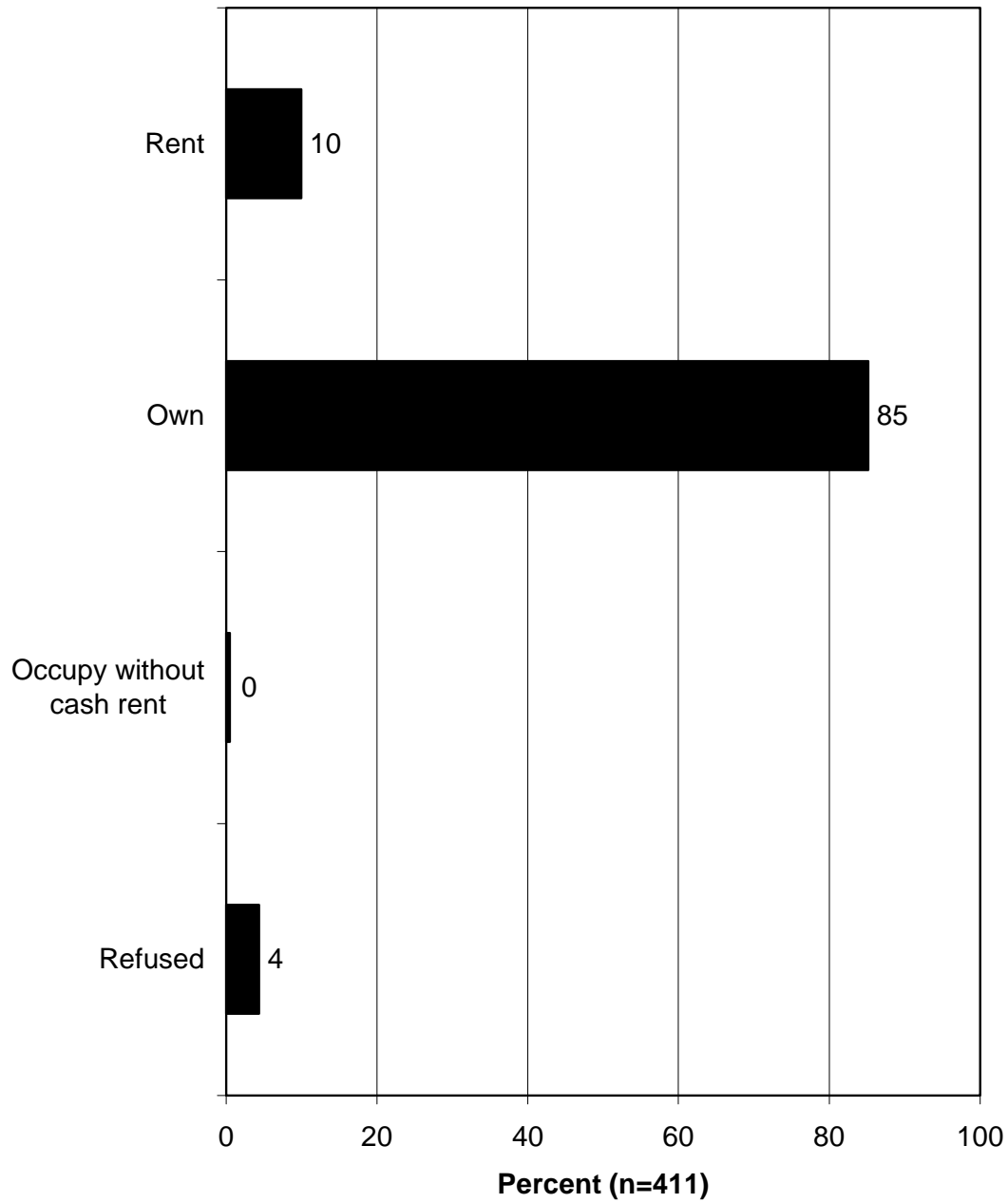
Q203. How many consecutive years have you lived in your community?



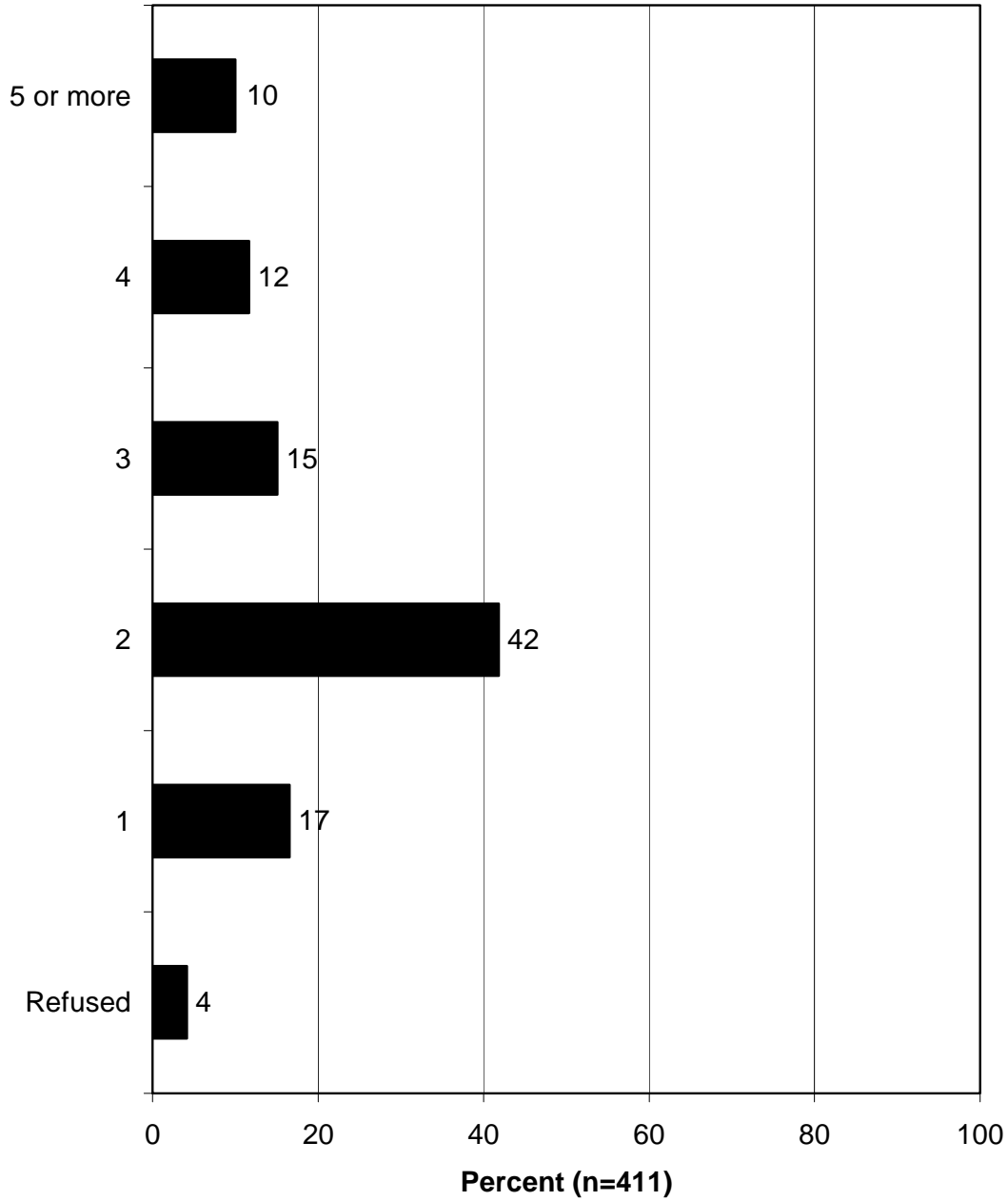
Q204. How many consecutive years have you lived in Arkansas?



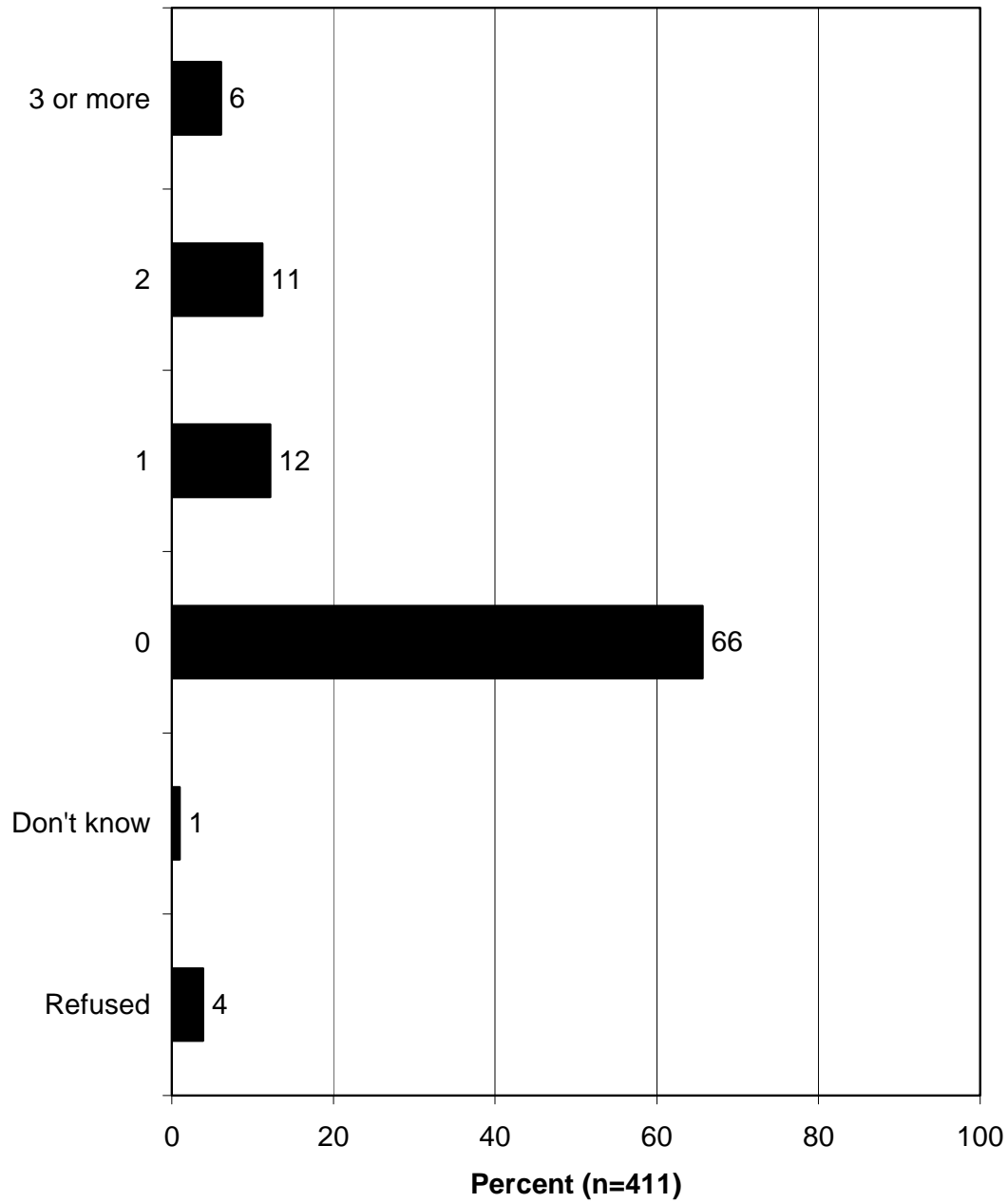
Q202. Do you rent or own your current place of residence?



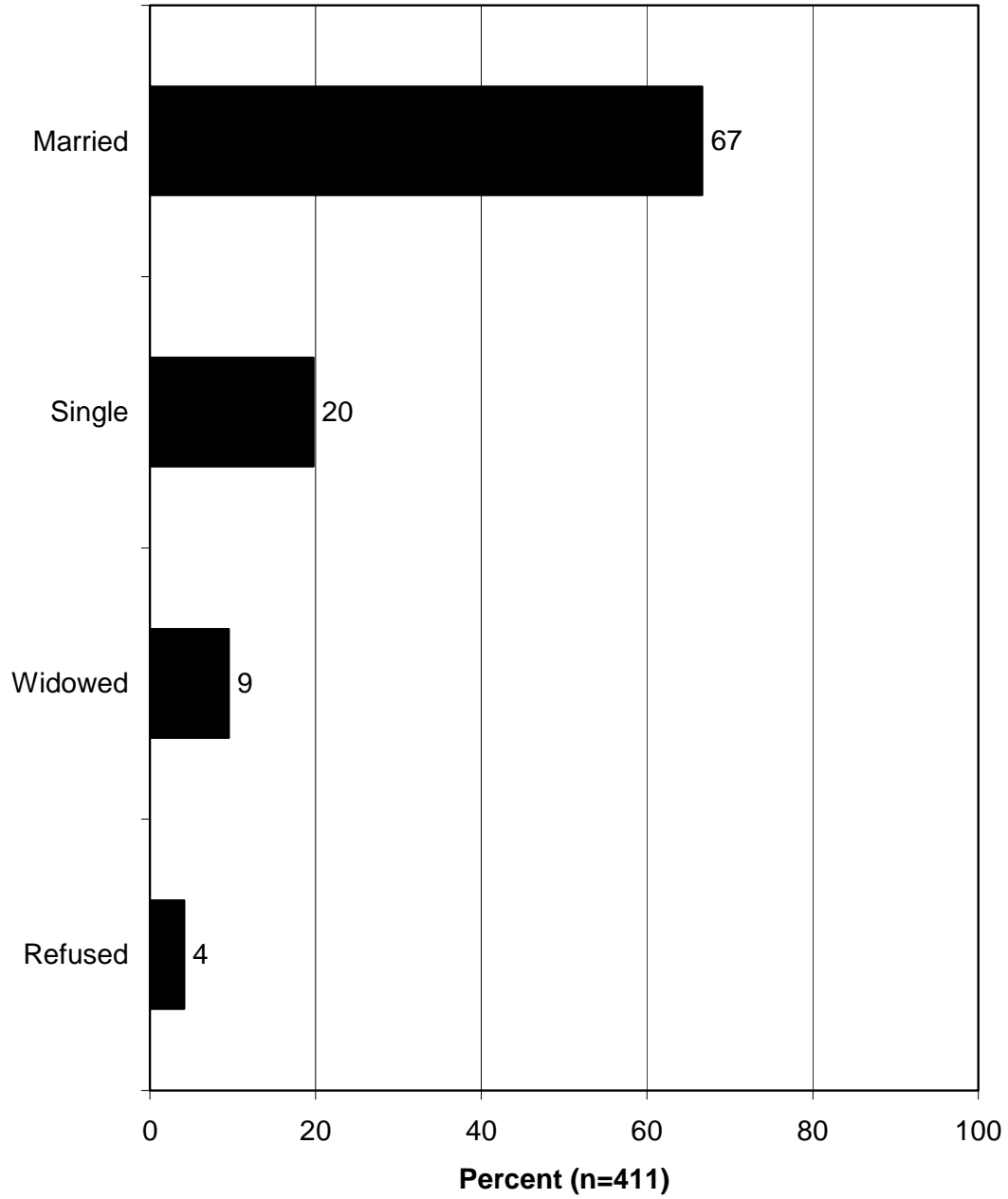
Q200. What is the total number of people living in your household, including yourself?



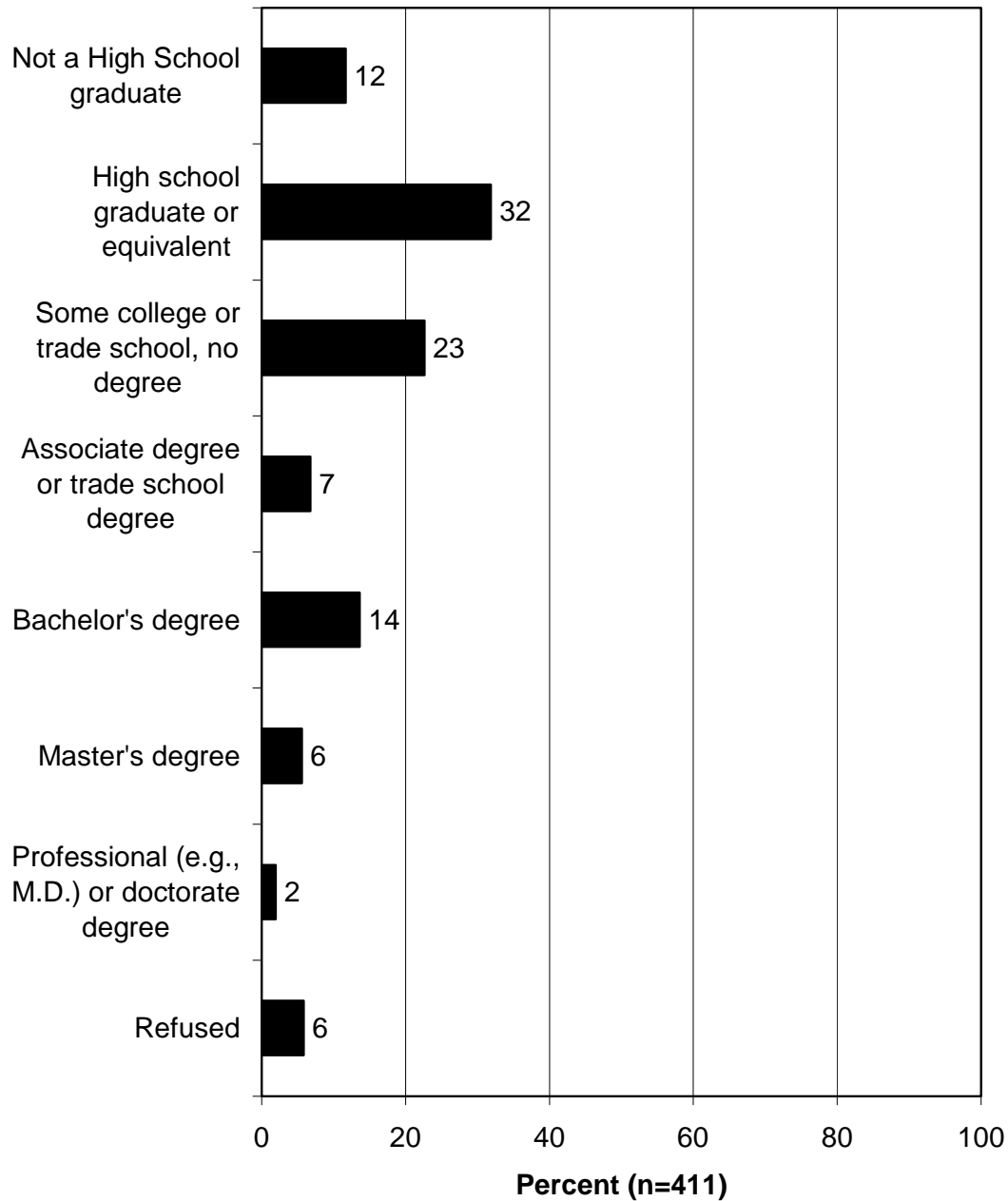
Q201. How many children, age 17 or younger, do you have living in your household?




Q206. What is your marital status?

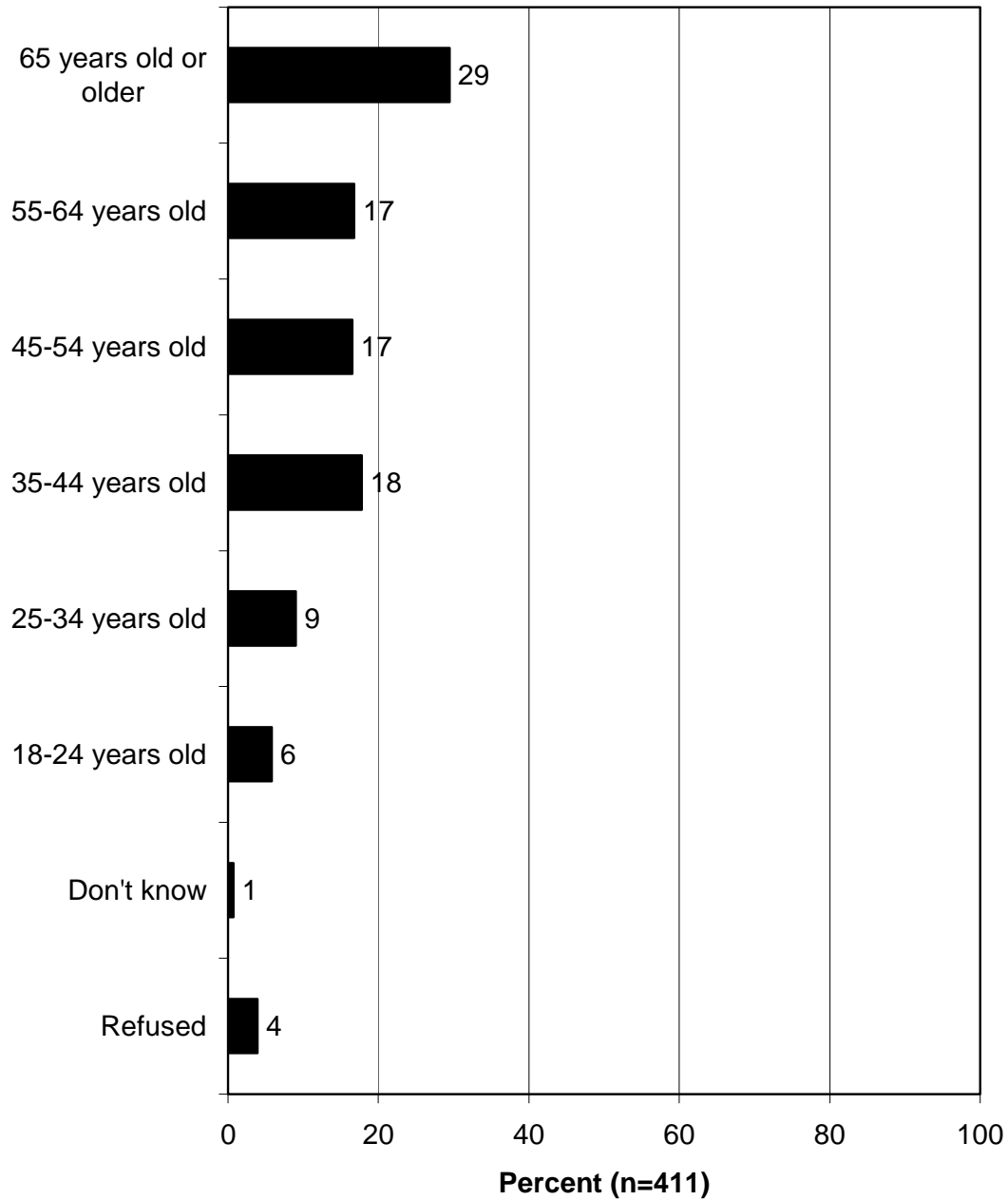


Q207. What is the highest grade level you have completed in school?




Q208. Which of these categories best describes your total household income before taxes last year?



Q209. May I ask your age?

Q211. Respondent's gender (not asked, but observed by interviewer).



ADDITIONAL COMMENTS

Clear cutting is problematic [and affects the] whole ecosystem.
I am against hunting and trapping.
Do something about the opossums.
ATV and dirt bikes are a total nuisance; more law enforcement is needed.
Cattlemen could use some help with the coyotes.
The Commission is very unfair to specific groups, especially against hunters with dogs.
Coyotes are over-populated in my area.
Do away with special permit hunting areas. They are unfair.
The Commission started off good in the 70s with some really good, smart young men, but now they've gotten rid of them and replaced them with old money-hungry bureaucrats.
I feel sorry for some of the wildlife management officers because they have lots of territory to cover. They get bad comments when they really shouldn't; they are doing the best they can.
Armadillos are everywhere.
Closed fishing areas are a problem.
Lifetime fishing and hunting licenses should be offered at the age of 55.
Mt. Carmel area is being cut off from fishing and hunting access, an area that traditionally has been accessible. I don't like the leasing out of lands.
The agency needs to be less political.
No boat docks is a problem. Fish populations are way down.
Street construction cannot go through because of protected frogs.
There is always an assumption in information transfer that everyone has a computer. I live in a remote area where a lot of people don't have phones or cell phone reception.

SURVEY INSTRUMENT

2004 SEAFWA Constituent Attitudes Survey

1. PRESS RETURN WHEN INTERVIEW BEGINS
START
TIMER STARTS AFTER THIS SCREEN

2. Time when interview began
TIME1 1:1-5
□□□□□□

3. SURVEY NAME
SNAME 1:6
(CHECK ONLY ONE ANSWER)
 1. SEAFWA

4. ENTER STATE FROM CALLSHEET.
STATE 1:7-8
(CHECK ONLY ONE ANSWER)
 1. Invalid answer. Select another. (GO TO QUESTION 4)
 2. Alabama
 3. Arkansas
 4. Florida
 5. Georgia
 6. Kentucky
 7. Louisiana
 8. Maryland
 9. Mississippi
 10. Missouri
 11. North Carolina
 12. Oklahoma
 13. South Carolina
 14. Tennessee
 15. Texas
 16. Virginia
 17. West Virginia

5. IDENTIFICATION OF APPROPRIATE STATE AGENCY.

STATEAG 1:9-10

(CHECK ONLY ONE ANSWER)

- 1. Invalid answer. Select another.
- 2. AL Wildlife & Freshwater Fisheries Division
- 3. AR Game & Fish Commission
- 4. FL Fish & Wildlife Conservation Commission
- 5. GA Wildlife Resources Division
- 6. KY Department of Fish & Wildlife Resources
- 7. LA Department of Wildlife & Fisheries
- 8. MD Department of Natural Resources
- 9. MS Department of Wildlife, Fisheries & Parks
- 10. MO Department of Conservation
- 11. NC Wildlife Resources Commission
- 12. OK Department of Wildlife Conservation
- 13. SC Department of Natural Resources
- 14. TN Wildlife Resources Agency
- 15. TX Parks & Wildlife Department
- 16. VA Department of Game & Inland Fisheries
- 17. WV Division of Natural Resources

COMPUTE IF (#4 = 1) 1
COMPUTE IF (#4 = 2) 2
COMPUTE IF (#4 = 3) 3
COMPUTE IF (#4 = 4) 4
COMPUTE IF (#4 = 5) 5
COMPUTE IF (#4 = 6) 6
COMPUTE IF (#4 = 7) 7
COMPUTE IF (#4 = 8) 8
COMPUTE IF (#4 = 9) 9
COMPUTE IF (#4 = 10) 10
COMPUTE IF (#4 = 11) 11
COMPUTE IF (#4 = 12) 12
COMPUTE IF (#4 = 13) 13
COMPUTE IF (#4 = 14) 14
COMPUTE IF (#4 = 15) 15
COMPUTE IF (#4 = 16) 16
COMPUTE IF (#4 = 17) 17

6. IDENTIFICATION OF APPROPRIATE STATE UNIVERSITY.

STATEEDU 1:11-12

(CHECK ONLY ONE ANSWER)

- 1. Invalid answer. Select another.
- 2. Auburn University
- 3. The University of Arkansas
- 4. A state-supported Florida university
- 5. The University of Georgia
- 6. The University of Kentucky
- 7. Louisiana State University
- 8. The University of Maryland
- 9. The University of Mississippi
- 10. The University of Missouri
- 11. North Carolina State University
- 12. The University of Oklahoma
- 13. Clemson University
- 14. The University of Tennessee
- 15. Texas A&M University
- 16. Virginia Tech
- 17. West Virginia University

COMPUTE #4

7. IDENTIFICATION OF LAW ENFORCEMENT OFFICER TITLE.

OFFICER 1:13-14

(CHECK ONLY ONE ANSWER)

- 1. Invalid answer. Select another.
- 2. Conservation Officer
- 3. Wildlife Officer
- 4. Law Enforcement Officer
- 5. Conservation Ranger
- 6. Law Enforcement Officer
- 7. Wildlife Enforcement Agent
- 8. Natural Resources Police Officer
- 9. Conservation Officer
- 10. Conservation Agent
- 11. Wildlife Enforcement Officer
- 12. Game Warden
- 13. Law Enforcement Officer
- 14. Wildlife Officer
- 15. Game Warden
- 16. Game Warden
- 17. Conservation Officer

COMPUTE #4

8. Hello, my name is _____, and I'm not selling anything. I'm calling for the state of #4 under a grant from the U.S. Fish & Wildlife Service to ask you some questions about wildlife and outdoor recreation in #4. Do you have time to answer some questions for me, please? (IF YES, ARE YOU 18 OR OVER?) Thank you very much for your time. (START SURVEY.)

CONPER 1:15-16

(CHECK ONLY ONE ANSWER)

- 1. Correct person, good time to do survey (GO TO QUESTION 11)
- 2. Bad time/schedule recall (CB - do not save) (GO TO QUESTION 9)
- 3. AM, NA, BZ (do not save)
- 4. TM
- 5. RF
- 6. NE
- 7. DS
- 8. BG
- 9. DL
- 10. Bad Number (missing digit, begins with zero, etc.)

SKIP TO QUESTION 215

=====

9. When would be a more convenient time to call you back?
Thank you for your time.

WHENCALL

ENTER DAY AND TIME ON CALLSHEET (CB)

SKIP TO QUESTION 215

=====

10. YOU DID NOT USE SPACE BAR

NOSPAC1

PRESS ENTER TO TRY AGAIN

11. First, I'm going to read a list of outdoor activities, and I would like to know if you've participated in each in the past 12 months. Have you participated in...?
(READ LIST; CHECK IF YES)

ACTIV 1:17-29

(CHECK ALL THAT APPLY)

- 1. Hiking
- 2. Camping
- 3. Closely observing or trying to identify birds and wildlife
- 4. within a mile of home (GO TO QUESTION 11)
- 5. Photographing wildlife within a mile of home
- 6. Feeding birds or other wildlife on a regular basis
- 7. Maintaining a natural area of a quarter acre or more where
- 8. the benefit to wildlife is the primary concern (GO TO QUESTION 11)
- 9. Maintaining plantings where the benefit to wildlife is the
- 10. primary concern (GO TO QUESTION 11)
- 11. Visiting a park within 1 mile of home for the primary purpose
- 12. of observing, feeding, or photographing wildlife (GO TO QUESTION 11)
- 13. (DNR: None of these)

IF (#11 = 0) GO TO #10

SKIP TO QUESTION 13

=====

12. YOU DID NOT USE SPACE BAR

NOSPAC1A

PRESS ENTER TO TRY AGAIN

13. What about...? (Have you participated in the following in the past 12 months?)

(READ LIST; CHECK IF YES)

ACTIV2 1:30-45

(CHECK ALL THAT APPLY)

- 1. Taking a trip or outing OF AT LEAST 1 MILE from home for the
- 2. primary purpose of observing, feeding, or photographing (GO TO QUESTION 13)
- 3. fish and/or wildlife. This does not include in zoos, (GO TO QUESTION 13)
- 4. museums, aquariums, circuses, or amusement parks. (GO TO QUESTION 13)
- 5. Mountain biking
- 6. Other biking
- 7. Visiting a state or national park
- 8. Motorboating (NOT including jetskiing)
- 9. Jetskiing
- 10. Sailing
- 11. Canoeing/kayaking
- 12. Freshwater fishing
- 13. Saltwater fishing
- 14. Hunting
- 15. Trapping
- 16. (DNR: None of these)

IF (#13 = 0) GO TO #12

IF (#11 @ 2) GO TO #14

IF (#13 @ 12) GO TO #15

IF (#13 @ 13) GO TO #15

IF (#13 @ 14) GO TO #16

IF (#13 @ 1) GO TO #17

SKIP TO QUESTION 18

=====

14. Which best describes the camping that you have done in the past 12 months?

CAMPTYPE 1:46

(CHECK ONLY ONE ANSWER)

- 1. Invalid answer. Select another. (GO TO QUESTION 14)
- 2. Camping using an RV
- 3. Camping in a tent in a campground
- 4. Backcountry/wilderness camping
- 5. None of the above
- 6. Don't know

IF (#13 @ 12) GO TO #15

IF (#13 @ 13) GO TO #15

IF (#13 @ 14) GO TO #16

IF (#13 @ 1) GO TO #17

SKIP TO QUESTION 18

=====

15. About how many days did you fish in the past year? (Part of a day counts as 1 day.)
(ENTER ? FOR DON'T KNOW)

DAYSFISH 1:47-49

____ days

LOWEST VALUE = 1
HIGHEST VALUE = 365

IF (#13 @ 14) GO TO #16
IF (#13 @ 1) GO TO #17

SKIP TO QUESTION 18

16. About how many days did you go hunting in the past year? (Part of a day counts as 1 day.)
(ENTER ? FOR DON'T KNOW)

DAYSHUNT 1:50-52

____ days

LOWEST VALUE = 1
HIGHEST VALUE = 365

IF (#13 @ 1) GO TO #17

SKIP TO QUESTION 18

17. About how many days did you take a trip or outing of at least 1 mile from home for the primary purpose of observing, feeding, or photographing fish and/or wildlife?
(Part of a day counts as 1 day.)
(ENTER ? FOR DON'T KNOW)

DAYSVIEW 1:53-55

____ days

LOWEST VALUE = 1
HIGHEST VALUE = 365

18. Which one government agency would you say is most responsible for managing and conserving fish and wildlife in #4? (IF ASKED, WILDLIFE REFERS TO ANIMALS IN A NATURAL, UNDOMESTICATED STATE) (DO NOT READ: CORRECT AGENCY IS #5)

NAMEAG 1:56

(CHECK ONLY ONE ANSWER)

- 1. Invalid answer. Select another. (GO TO QUESTION 18)
- 2. Correct state agency (REFER TO LIST OF STATE AGENCIES)
- 3. Essentially correct derivative of state agency
- 4. Incorrect answer
- 5. Don't know

19. The #5 is responsible for managing and conserving fish and wildlife in #4.

Before this survey, would you say you knew a great deal, a moderate amount, a little, or nothing about the #5?

(READ SCALE AS NECESSARY)

AGKNOW 1:57

(CHECK ONLY ONE ANSWER)

- 1. Invalid answer. Select another. (GO TO QUESTION 19)
- 2. A great deal
- 3. A moderate amount
- 4. A little
- 5. Nothing
- 6. Don't know

20. Now I would like to ask about your opinions regarding the #5.

Overall, are you satisfied or dissatisfied with the #5 as a governmental agency in #4?
(READ SCALE AS NECESSARY; PROMPT FOR DEGREE)
DEPTSAT 1:58
(CHECK ONLY ONE ANSWER)

- 1. Invalid answer. Select another. (GO TO QUESTION 20)
- 2. Very satisfied
- 3. Somewhat satisfied
- 4. Neither satisfied nor dissatisfied
- 5. Somewhat dissatisfied
- 6. Very dissatisfied
- 7. Don't know

SKIP TO QUESTION 22

=====

21. YOU DID NOT USE
YOUR SPACE BAR

NOSPAC2
PRESS ENTER TO TRY AGAIN

22. What do you see as the benefits the #5 provides you with?

(DNR LIST; CHECK ALL THAT APPLY)

BENEFT 1:59-74

(CHECK ALL THAT APPLY)

- 1. There are no benefits
- 2. Opportunity to hunt
- 3. Opportunity to fish
- 4. Opportunity to boat
- 5. Opportunity to view wildlife
- 6. Conserving/protecting wildlife
- 7. Conserving/protecting natural resources
- 8. Conserving/protecting habitat
- 9. Conserving/protecting threatened or endangered species
- 10. Conserving/protecting the environment
- 11. Enforcing fish and wildlife laws
- 12. Enforcing boating laws
- 13. Making hunting safer
- 14. Making boating safer
- 15. Don't know
- 16. Other

IF (#22 = 0) GO TO #21

IF (#22 @ 16) GO TO #23

SKIP TO QUESTION 24

23. ENTER OTHER BENEFIT OF AGENCY.

BENEFTST 2:1-240

24. Now I'm going to read a list of statements, and I'd like to know if you agree or disagree with each one.

AGPRCPT

PRESS ENTER TO CONTINUE

25. RANDOMIZATION FOR AGENCY ATTITUDES QUESTIONS

AGNCYRND 2:241

(CHECK ONLY ONE ANSWER)

- 1. Q1 (GO TO QUESTION 26)
- 2. Q2 (GO TO QUESTION 27)
- 3. Q3 (GO TO QUESTION 28)
- 4. Q4 (GO TO QUESTION 29)
- 5. Q5 (GO TO QUESTION 30)
- 6. Q6 (GO TO QUESTION 31)

SKIP TO QUESTION 37

26. The #5

primarily serves the interests of hunters and anglers.

(IF ASKED, ANGLERS REFERS TO FISHERMEN.)

Do you agree or disagree with this statement?

(READ SCALE AS NECESSARY; PROMPT FOR DEGREE)

INTEREST 2:242

(CHECK ONLY ONE ANSWER)

- 1. Invalid answer. Select another. (GO TO QUESTION 26)
- 2. Strongly agree
- 3. Moderately agree
- 4. Neither agree nor disagree
- 5. Moderately disagree
- 6. Strongly disagree
- 7. Don't know

IF (#25 = 2 AND #4 = 15) GO TO #33

IF (#25 = 2) GO TO #37

27. The #5
effectively balances the interests of anglers, hunters,
conservation groups, and the general public.
(IF ASKED, ANGLERS REFERS TO FISHERMEN.)

Do you agree or disagree with this statement?
(READ SCALE AS NECESSARY; PROMPT FOR DEGREE)
BALANCE 2:243
(CHECK ONLY ONE ANSWER)

- 1. Invalid answer. Select another. (GO TO QUESTION 27)
- 2. Strongly agree
- 3. Moderately agree
- 4. Neither agree nor disagree
- 5. Moderately disagree
- 6. Strongly disagree
- 7. Don't know

IF (#25 = 3 AND #4 = 15) GO TO #33
IF (#25 = 3) GO TO #37

28. The work of the
#5
is primarily influenced by environmental and/or conservation
groups.

Do you agree or disagree with this statement?
(READ SCALE AS NECESSARY; PROMPT FOR DEGREE)
INFLUENC 2:244
(CHECK ONLY ONE ANSWER)

- 1. Invalid answer. Select another. (GO TO QUESTION 28)
- 2. Strongly agree
- 3. Moderately agree
- 4. Neither agree nor disagree
- 5. Moderately disagree
- 6. Strongly disagree
- 7. Don't know

IF (#25 = 4 AND #4 = 15) GO TO #33
IF (#25 = 4) GO TO #37

29. The work of the #5 is primarily influenced by politics.

Do you agree or disagree with this statement?
(READ SCALE AS NECESSARY; PROMPT FOR DEGREE)
POLITICS 2:245
(CHECK ONLY ONE ANSWER)

- 1. Invalid answer. Select another. (GO TO QUESTION 29)
- 2. Strongly agree
- 3. Moderately agree
- 4. Neither agree nor disagree
- 5. Moderately disagree
- 6. Strongly disagree
- 7. Don't know

IF (#25 = 5 AND #4 = 15) GO TO #33
IF (#25 = 5) GO TO #37

30. Scientific fish and wildlife methods serve as the primary guide for the work of the #5.

Do you agree or disagree with this statement?
(READ SCALE AS NECESSARY; PROMPT FOR DEGREE)
METHODS 2:246
(CHECK ONLY ONE ANSWER)

- 1. Invalid answer. Select another. (GO TO QUESTION 30)
- 2. Strongly agree
- 3. Moderately agree
- 4. Neither agree nor disagree
- 5. Moderately disagree
- 6. Strongly disagree
- 7. Don't know

IF (#25 = 6 AND #4 = 15) GO TO #33
IF (#25 = 6) GO TO #37

31. The #5
is doing enough to conserve our state's fish and wildlife
populations.

Do you agree or disagree with this statement?
(READ SCALE AS NECESSARY; PROMPT FOR DEGREE)
ENOUGH 2:247
(CHECK ONLY ONE ANSWER)

- 1. Invalid answer. Select another. (GO TO QUESTION 31)
- 2. Strongly agree
- 3. Moderately agree
- 4. Neither agree nor disagree
- 5. Moderately disagree
- 6. Strongly disagree
- 7. Don't know

IF (#25 = 1 AND #4 = 15) GO TO #33
IF (#25 = 1) GO TO #37

SKIP TO QUESTION 26
=====

32. YOU DID NOT USE
YOUR SPACE BAR
NOSPCTX1
PRESS ENTER TO TRY AGAIN

33. In your opinion, what are the most important natural resource
or environmental issues facing Texas? (DNR LIST; CHECK ALL THAT APPLY)
TX1 3:1-12
(CHECK ALL THAT APPLY)

- 1. Water-related issues (quality, quantity, pollution, etc.)
- 2. Air quality related issues (pollution, smog, etc.)
- 3. Urban sprawl/over-development/loss of greenspace
- 4. Habitat loss/fragmentation
- 5. Endangered species protection
- 6. Pollution (unspecified)
- 7. Recycling
- 8. Population growth
- 9. Oil industry
- 10. There are no problems
- 11. Don't know
- 12. Other

IF (#33 = 0) GO TO #32

SKIP TO QUESTION 35
=====

34. YOU DID NOT USE
YOUR SPACE BAR
NOSPCTX2
PRESS ENTER TO TRY AGAIN

35. What are the most important outdoor recreation issues facing
Texas? (DNR LIST; CHECK ALL THAT APPLY)
TX2 3:13-29
(CHECK ALL THAT APPLY)

- 1. Fishing-related issues (not enough fish/regulations, etc.)
- 2. Hunting-related issues (not enough game, etc.)
- 3. Boating-related issues (not enough access/regulations, etc.)
- 4. Not enough parks
- 5. Poor/lack of park facilities
- 6. Not enough wildlife viewing areas (birdwatching, etc.)
- 7. Not enough access for outdoor rec. opportunities in general
- 8. Cost of participating in outdoor recreation
- 9. Facilities in disrepair/poor facilities
- 10. Lack of facilities
- 11. Pollution/litter at facilities
- 12. Vandalism of facilities
- 13. Safety at facilities
- 14. Preservation of greenspace
- 15. There are no problems
- 16. Don't know
- 17. Other

IF (#35 = 0) GO TO #34

SKIP TO QUESTION 37



36. YOU DID NOT USE
YOUR SPACE BAR
NOSPAC3
PRESS ENTER TO TRY AGAIN

37. What would you say are the MOST important fish or wildlife issues facing #4 today? (DNR LIST; CHECK ALL THAT APPLY)

ISSUE 3:30-47

(CHECK ALL THAT APPLY)

- 1. There are none (no important issues)
- 2. Habitat loss
- 3. Habitat fragmentation
- 4. Wildlife health
- 5. Development/urban sprawl
- 6. Low nongame wildlife populations
- 7. Low game populations
- 8. Low fish populations
- 9. Poaching/fish and wildlife violations
- 10. Not enough water/water quantity
- 11. Polluted water/water quality
- 12. Air pollution/air quality
- 13. Threatened or endangered species
- 14. Exotic/invasive species
- 15. Too many users
- 16. Protection of greenspace
- 17. Don't know
- 18. Other

IF (#37 = 0) GO TO #36

IF (#37 @ 18) GO TO #38

SKIP TO QUESTION 39

=====

38. ENTER OTHER ISSUE.

ISSUEST 4:1-240

39. RANDOMIZE GROUPS.

RANIMP 4:241

(CHECK ONLY ONE ANSWER)

- 1. rank1
- 2. rank2 (GO TO QUESTION 49)

40. People associate several different values with natural resources and outdoor recreation. I'd like to know if each of the following values is important or unimportant to you.

VALUES

Press ENTER to continue

41. Is it important or unimportant to you that wildlife exists in #4?
(READ SCALE AS NECESSARY; PROMPT FOR DEGREE)
WLDEXIST 4:242

(CHECK ONLY ONE ANSWER)

- 1. Invalid answer. Select another. (GO TO QUESTION 41)
- 2. Very important
- 3. Somewhat important
- 4. Neither important nor unimportant
- 5. Somewhat unimportant
- 6. Very unimportant
- 7. Don't know

42. Is it important or unimportant to you that fish and wildlife populations are being properly managed and conserved in #4?
(READ SCALE AS NECESSARY; PROMPT FOR DEGREE)
GIVMGT 4:243

(CHECK ONLY ONE ANSWER)

- 1. Invalid answer. Select another. (GO TO QUESTION 42)
- 2. Very important
- 3. Somewhat important
- 4. Neither important nor unimportant
- 5. Somewhat unimportant
- 6. Very unimportant
- 7. Don't know

43. Is it important or unimportant to you that people have the opportunity to FISH recreationally in #4?
(READ SCALE AS NECESSARY; PROMPT FOR DEGREE)
KNOWFISH 4:244
(CHECK ONLY ONE ANSWER)

- 1. Invalid answer. Select another. (GO TO QUESTION 43)
- 2. Very important
- 3. Somewhat important
- 4. Neither important nor unimportant
- 5. Somewhat unimportant
- 6. Very unimportant
- 7. Don't know

44. Is it important or unimportant to you that people have the opportunity to HUNT in #4?
(READ SCALE AS NECESSARY; PROMPT FOR DEGREE)
KNOWHUNT 4:245
(CHECK ONLY ONE ANSWER)

- 1. Invalid answer. Select another. (GO TO QUESTION 44)
- 2. Very important
- 3. Somewhat important
- 4. Neither important nor unimportant
- 5. Somewhat unimportant
- 6. Very unimportant
- 7. Don't know

45. Is it important or unimportant to you that people have the opportunity to VIEW WILDLIFE in #4?
(READ SCALE AS NECESSARY; PROMPT FOR DEGREE)
VIEWWILD 4:246
(CHECK ONLY ONE ANSWER)

- 1. Invalid answer. Select another. (GO TO QUESTION 45)
- 2. Very important
- 3. Somewhat important
- 4. Neither important nor unimportant
- 5. Somewhat unimportant
- 6. Very unimportant
- 7. Don't know

46. Is it important or unimportant to you that ECOLOGICALLY IMPORTANT HABITATS AND LANDS in #4 are being conserved?
 (READ SCALE AS NECESSARY; PROMPT FOR DEGREE)
 LANDS 4:247
 (CHECK ONLY ONE ANSWER)

- 1. Invalid answer. Select another. (GO TO QUESTION 46)
- 2. Very important
- 3. Somewhat important
- 4. Neither important nor unimportant
- 5. Somewhat unimportant
- 6. Very unimportant
- 7. Don't know

47. Is it important or unimportant to you that natural areas exist in #4 for ENJOYING AND EXPERIENCING NATURE?
 EXPNAT 4:248
 (CHECK ONLY ONE ANSWER)

- 1. Invalid answer. Select another. (GO TO QUESTION 47)
- 2. Very important
- 3. Somewhat important
- 4. Neither important nor unimportant
- 5. Somewhat unimportant
- 6. Very unimportant
- 7. Don't know

48. Is it important or unimportant to you that #4's WATER RESOURCES are safe and well protected?
 (READ SCALE AS NECESSARY; PROMPT FOR DEGREE)
 H2O 4:249
 (CHECK ONLY ONE ANSWER)

- 1. Invalid answer. Select another. (GO TO QUESTION 48)
- 2. Very important
- 3. Somewhat important
- 4. Neither important nor unimportant
- 5. Somewhat unimportant
- 6. Very unimportant
- 7. Don't know

SKIP TO QUESTION 64

=====

49. Do you think #4's waters, that is
rivers, lakes, streams, and underground aquifers,
are healthy or unhealthy?
(READ SCALE AS NECESSARY; PROMPT FOR DEGREE)
H2OHLTH 4:250
(CHECK ONLY ONE ANSWER)

- 1. Invalid answer. Select another. (GO TO QUESTION 49)
- 2. Very healthy
- 3. Somewhat healthy
- 4. Neither healthy nor unhealthy
- 5. Somewhat unhealthy
- 6. Very unhealthy
- 7. Don't know

50. On a scale of 0 to 10, where 0 is not concerned and 10
is extremely concerned, how concerned are you about WATER
QUALITY in #4? (ENTER ? FOR DON'T KNOW)
QUANCRN 5:1-2

□□□

LOWEST VALUE = 0
HIGHEST VALUE = 10

51. On a scale of 0 to 10, where 0 is not concerned and 10
is extremely concerned, how concerned are you about WATER
QUANTITY, that is, the amount of water,
in #4? (ENTER ? FOR DON'T KNOW)
QUALCRN 5:3-4

□□□

LOWEST VALUE = 0
HIGHEST VALUE = 10

52. Are you more concerned about water resources in #4 for people, for fish and wildlife, or both about equally?

WHYCNCRN 5:5

(CHECK ONLY ONE ANSWER)

- 1. Invalid answer. Select another. (GO TO QUESTION 52)
- 2. People
- 3. Fish and wildlife
- 4. Both about equally
- 5. DNR: Not concerned for either
- 6. DNR: Don't know

SKIP TO QUESTION 54

53. YOU DID NOT USE YOUR SPACE BAR

NOSPAC99

PRESS ENTER TO TRY AGAIN

54. What do you feel are the major factors contributing to WATER QUALITY issues in #4?

(DNR LIST; CHECK ALL THAT APPLY)

MPACT 5:6-17

(CHECK ALL THAT APPLY)

- 1. Agricultural runoff
- 2. Industrial waste
- 3. Wastewater treatment plants/sewage
- 4. Stormwater runoff
- 5. Litter/trash
- 6. Pet waste
- 7. Wild animal waste
- 8. Shipping waste
- 9. Acid rain
- 10. Oil spills
- 11. Other
- 12. Don't know

IF (#54 = 0) GO TO #53

IF (#54 @ 11) GO TO #55

SKIP TO QUESTION 57

55. ENTER OTHER FACTOR.

MPACTST 6:1-240

SKIP TO QUESTION 57

=====

56. YOU DID NOT USE
YOUR SPACE BAR

NOSPAC98

PRESS ENTER TO TRY AGAIN

57. What do you feel are the major factors contributing to WATER
QUANTITY issues in #4?

(DNR LIST; CHECK ALL THAT APPLY)

USEM 6:241-247

(CHECK ALL THAT APPLY)

- 1. Agricultural use/irrigation
- 2. Industrial/commercial use
- 3. Residential use/lawns
- 4. Drought
- 5. Water diversions
- 6. Other
- 7. Don't know

IF (#57 = 0) GO TO #56

IF (#57 @ 6) GO TO #58

SKIP TO QUESTION 59

=====

58. ENTER OTHER FACTOR.

USEMST 7:1-240

59. On a scale of 0 to 10, where 0 is not concerned and 10 is extremely concerned, how concerned are you about THREATENED AND ENDANGERED SPECIES in #4? (ENTER ? FOR DON'T KNOW)
TNECNCRN 7:241-242

□□□

LOWEST VALUE = 0
HIGHEST VALUE = 10

SKIP TO QUESTION 61

60. YOU DID NOT USE SPACE BAR
NOSPAC71
PRESS ENTER TO TRY AGAIN

61. What do you feel are the major factors contributing to species becoming THREATENED or ENDANGERED in #4? (DNR LIST; CHECK ALL THAT APPLY)
TNFCTR 8:1-15

(CHECK ALL THAT APPLY)

- 1. Habitat loss/fragmentation (urban sprawl, etc.)
- 2. Food source imperiled
- 3. Change to ecosystem (e.g., water temperature change)
- 4. Natural causes
- 5. Disease
- 6. Pollution
- 7. Pesticides/herbicides
- 8. Ingestion of trash/entanglement in trash
- 9. Accidents with human-made objects (e.g., cars, power lines)
- 10. Exotic/invasive species
- 11. Climate change
- 12. Overhunting/over-trapping/overfishing (legal hunting/fishing/trapping)
- 13. Poaching
- 14. Don't know
- 15. Other

IF (#61 = 0) GO TO #60
IF (#61 @ 15) GO TO #62

SKIP TO QUESTION 63

2004 SEAFWA Constituent Attitudes Survey

Page 24

62. ENTER OTHER MAJOR CONTRIBUTING FACTORS.

TNEFACST 8:16-135

63. In the past year, would you say you've heard a great deal, a moderate amount, a little, or nothing about Chronic Wasting Disease (CWD)? (READ SCALE AS NECESSARY)

HEARCWD 8:136

(CHECK ONLY ONE ANSWER)

1. Invalid answer. Select another. (GO TO QUESTION 63)
2. A great deal
3. A moderate amount
4. A little
5. Nothing
6. Don't know

64. Sometimes people have problems with wildlife in their neighborhoods or around their homes. Have you had any problems with any wild animals or birds within the past 2 years?

WILDPROB 8:137

(CHECK ONLY ONE ANSWER)

1. Invalid answer. Select another. (GO TO QUESTION 64)
2. Yes (GO TO QUESTION 66)
3. No
4. Don't know

SKIP TO QUESTION 72

=====

65. YOU DID NOT USE SPACE BAR

NOSPAC4

PRESS ENTER TO TRY AGAIN

66. Which wild animals have caused you problems?
(DNR LIST; CHECK ALL THAT APPLY)
WHATAN 8:138-153
(CHECK ALL THAT APPLY)

- 1. Squirrels
- 2. Deer
- 3. Bear
- 4. Raccoons
- 5. Opossums
- 6. Beaver
- 7. Birds
- 8. Bats
- 9. Skunks
- 10. Woodchucks/groundhogs
- 11. Muskrats
- 12. Reptiles/amphibians
- 13. Armadillos
- 14. Moles/gophers
- 15. Don't know
- 16. Other

IF (#66 = 0) GO TO #65
IF (#66 @ 16) GO TO #67

SKIP TO QUESTION 69

=====

67. ENTER OTHER TYPE OF ANIMAL CAUSING PROBLEMS.
WHATANST 9:1-120

SKIP TO QUESTION 69

=====

68. YOU DID NOT USE SPACE BAR
NOSPAC5
PRESS ENTER TO TRY AGAIN

69. What kind of problems did the wildlife cause?
 (DNR LIST; CHECK ALL THAT APPLY)
 WHTPRB 9:121-131
 (CHECK ALL THAT APPLY)

- 1. Garbage
- 2. Yards
- 3. Gardens
- 4. Agricultural damage
- 5. Vehicle collision
- 6. Pets
- 7. Livestock
- 8. Structural damage to home
- 9. Threat to humans
- 10. Don't know
- 11. Other

IF (#69 = 0) GO TO #68
 IF (#69 @ 11) GO TO #70

SKIP TO QUESTION 72

=====

70. ENTER OTHER TYPE OF PROBLEMS CAUSED BY WILDLIFE.
 WHTPRBST 10:1-120

SKIP TO QUESTION 72

=====

71. YOU HAVE SELECTED INCOMPATIBLE ANSWERS
 OR YOU DID NOT USE YOUR SPACE BAR
 NOSPACE54
 PRESS ENTER TO TRY AGAIN

72. In the past 12 months, have you personally had a vehicle collision with a deer while riding or driving on #4's roads or highways?

(READ LIST; CHECK ALL THAT APPLY)

HITDER 10:121-124

(CHECK ALL THAT APPLY)

- 1. Yes, while driving
2. Yes, while riding
3. No
4. Don't know

IF (#72 = 0) GO TO #71
IF (#72 @ 1 AND #72 @ 3) GO TO #71
IF (#72 @ 2 AND #72 @ 3) GO TO #71
IF (#72 @ 1 AND #72 @ 4) GO TO #71
IF (#72 @ 2 AND #72 @ 4) GO TO #71
IF (#72 @ 3 AND #72 @ 4) GO TO #71

73. Now I'm going to read a list of fish and wildlife programs. Please rate how important each program should be to the #5

on a scale of 0 to 10, with 0 being not at all important and 10 being extremely important.

PROGRAMS

PRESS ENTER TO CONTINUE

74. RANDOMIZATION FOR PROGRAM PRIORITIES

ISSUERND 10:125-126

(CHECK ONLY ONE ANSWER)

- 1. Q1 (GO TO QUESTION 75)
2. Q2 (GO TO QUESTION 76)
3. Q3 (GO TO QUESTION 77)
4. Q4 (GO TO QUESTION 78)
5. Q5 (GO TO QUESTION 79)
6. Q6 (GO TO QUESTION 80)
7. Q7 (GO TO QUESTION 81)
8. Q8 (GO TO QUESTION 82)
9. Q9 (GO TO QUESTION 83)
10. Q10 (GO TO QUESTION 84)
11. Q11 (GO TO QUESTION 85)
12. Q12 (GO TO QUESTION 86)
13. Q13 (GO TO QUESTION 87)
14. Q14 (GO TO QUESTION 88)

SKIP TO QUESTION 90

=====

75. Please rate the importance of PROTECTING THREATENED AND
ENDANGERED SPECIES as a
#5 program.
(On a scale of 0 to 10.)

PROTTNE 10:127-128

□□□

LOWEST VALUE = 0
HIGHEST VALUE = 10

IF (#74 = 9) GO TO #90

76. Please rate the importance of RESTORING NATIVE FISH AND WILDLIFE
SPECIES to the state as a
#5 program.
(On a scale of 0 to 10.) (IF ASKED, NATIVE REFERS TO SPECIES
THAT WOULD BE NATURALLY OCCURRING WITHIN THE AREA AS PART OF
THEIR HISTORIC RANGE.)

RESTORE 10:129-130

□□□

LOWEST VALUE = 0
HIGHEST VALUE = 10

IF (#74 = 10) GO TO #90

77. Please rate the importance of CONSERVING FISH AND WILDLIFE
HABITAT as a
#5 program.
(On a scale of 0 to 10.)

PROTHAB 10:131-132

□□□

LOWEST VALUE = 0
HIGHEST VALUE = 10

IF (#74 = 11) GO TO #90

78. Please rate the importance of ENFORCING FISH AND GAME LAWS as a #5 program.
(On a scale of 0 to 10.)

ENFLAWS 10:133-134

□□□

LOWEST VALUE = 0
HIGHEST VALUE = 10

IF (#74 = 12) GO TO #90

79. Please rate the importance of MANAGING FISH POPULATIONS OVERALL as a #5 program.
(On a scale of 0 to 10.)

FISHPOP 10:135-136

□□□

LOWEST VALUE = 0
HIGHEST VALUE = 10

IF (#74 = 13) GO TO #90

80. Please rate the importance of MANAGING WILDLIFE POPULATIONS as a #5 program.
(On a scale of 0 to 10.)

WILDPOP 10:137-138

□□□

LOWEST VALUE = 0
HIGHEST VALUE = 10

IF (#74 = 14) GO TO #90

81. Please rate the importance of PROTECTING RESIDENTS AGAINST DISEASES from wild animals such as Lyme disease and rabies as a #5 program.
(On a scale of 0 to 10.)

RESHLTH 10:139-140

□□□

LOWEST VALUE = 0
HIGHEST VALUE = 10

IF (#74 = 1) GO TO #90

82. Please rate the importance of PROTECTING RESIDENTS FROM HARM from wildlife that may be dangerous as a #5 program.
(On a scale of 0 to 10.)

RESPROT 10:141-142

□□□

LOWEST VALUE = 0
HIGHEST VALUE = 10

IF (#74 = 2) GO TO #90

83. Please rate the importance of PROVIDING OPPORTUNITIES FOR THE GENERAL PUBLIC TO VIEW WILDLIFE as a #5 program.
(On a scale of 0 to 10.)

VIEWOPP 10:143-144

□□□

LOWEST VALUE = 0
HIGHEST VALUE = 10

IF (#74 = 3) GO TO #90

84. Please rate the importance OF PROVIDING OPPORTUNITIES FOR RECREATIONAL (i.e., not commercial) FISHING as a #5 program.
(On a scale of 0 to 10.)

FISHOPP 10:145-146

□□□

LOWEST VALUE = 0
HIGHEST VALUE = 10

IF (#74 = 4) GO TO #90

85. Please rate the importance OF PROVIDING OPPORTUNITIES FOR
LEGAL HUNTING as a
#5 program.
(On a scale of 0 to 10.)

WILDOPP 10:147-148

□□□

LOWEST VALUE = 0
HIGHEST VALUE = 10

IF (#74 = 5) GO TO #90

86. Please rate the importance of PROVIDING EDUCATIONAL PROGRAMS
ON THE STATE'S FISH AND WILDLIFE as a
#5 program.
(On a scale of 0 to 10.)

EDPROG 10:149-150

□□□

LOWEST VALUE = 0
HIGHEST VALUE = 10

IF (#74 = 6) GO TO #90

87. Please rate the importance of PROVIDING OPPORTUNITIES FOR
BOATING SAFETY EDUCATION as a
#5 program.
(On a scale of 0 to 10.)

BTSAFEP 10:151-152

□□□

LOWEST VALUE = 0
HIGHEST VALUE = 10

IF (#74 = 7) GO TO #90

88. Please rate the importance of PROVIDING OPPORTUNITIES FOR
HUNTING SAFETY EDUCATION as a
#5 program.
(On a scale of 0 to 10.)

HNTSAFEP 10:153-154

LOWEST VALUE = 0
HIGHEST VALUE = 10

IF (#74 = 8) GO TO #90

SKIP TO QUESTION 75

=====

89. YOU DID NOT USE
YOUR SPACE BAR

NOSPAC6

PRESS ENTER TO TRY AGAIN

90. Now I'd like to ask you some questions about funding for
the #5.

How do you think the
#5

is funded? (DNR LIST; CHECK ALL THAT APPLY)

HOWFND 10:155-168

(CHECK ALL THAT APPLY)

- 1. Taxes (nothing specific)
- 2. Hunting licenses
- 3. Fishing licenses
- 4. Excise taxes on hunting equipment
- 5. Excise taxes on fishing equipment
- 6. Taxes on motorboat fuel
- 7. General state taxes
- 8. General federal taxes
- 9. State income tax check-off/nongame donations
- 10. Portion of dedicated state sales tax
- 11. Fines
- 12. State Wildlife Grants
- 13. Don't know
- 14. Other (GO TO QUESTION 91)

IF (#90 = 0) GO TO #89

SKIP TO QUESTION 92

=====

91. ENTER OTHER SOURCE OF FUNDING.

HOWFNDST 11:1-240

92. Overall, do you think the current fees for hunting licenses are too high, too low, or about the right price in #4?

HUNTFEES 11:241

(CHECK ONLY ONE ANSWER)

- 1. Invalid answer. Select another. (GO TO QUESTION 92)
- 2. Too high
- 3. About the right price
- 4. Too low
- 5. Don't know

93. Overall, do you think the fees for fishing licenses are too high, too low, or about the right price in #4?

FISHFEES 11:242

(CHECK ONLY ONE ANSWER)

- 1. Invalid answer. Select another. (GO TO QUESTION 93)
- 2. Too high
- 3. About the right price
- 4. Too low
- 5. Don't know

94. Would you support or oppose increases in user fees, such as hunting and fishing licenses, to cover the costs of conserving and managing fish and wildlife?

(READ SCALE AS NECESSARY; PROMPT FOR DEGREE)

FEEMANAG 11:243

(CHECK ONLY ONE ANSWER)

- 1. Invalid answer. Select another. (GO TO QUESTION 94)
- 2. Strongly support
- 3. Moderately support
- 4. Neither support nor oppose
- 5. Moderately oppose
- 6. Strongly oppose
- 7. Don't know

95. Would you support or oppose increases in user fees, such as hunting and fishing licenses, if it meant more opportunities for these activities? (READ SCALE AS NECESSARY; PROMPT FOR DEGREE)

MOREOPP 11:244

(CHECK ONLY ONE ANSWER)

- 1. Invalid answer. Select another. (GO TO QUESTION 95)
- 2. Strongly support
- 3. Moderately support
- 4. Neither support nor oppose
- 5. Moderately oppose
- 6. Strongly oppose
- 7. Don't know

96. Do you agree or disagree that costs for managing fish and wildlife should be paid for primarily with specific user fees, such as hunting and fishing licenses?

(READ SCALE AS NECESSARY; PROMPT FOR DEGREE)

USERFEES 11:245

(CHECK ONLY ONE ANSWER)

- 1. Invalid answer. Select another. (GO TO QUESTION 96)
- 2. Strongly agree
- 3. Moderately agree
- 4. Neither agree nor disagree
- 5. Moderately disagree
- 6. Strongly disagree
- 7. Don't know

97. Now I'd like you to rate the performance of the #5 in each of the following areas. For each area, please rate the agency's performance on a scale of 0 to 10, with 0 being a poor job and 10 being an excellent job.

EFFCTIV

PRESS ENTER TO CONTINUE

98. DETERMINE QUESTION ORDER BASED ON PREVIOUS RANDOMIZATION.

MATCHING 11:246-247

(CHECK ONLY ONE ANSWER)

- 1. Q1 (GO TO QUESTION 99)
- 2. Q2 (GO TO QUESTION 100)
- 3. Q3 (GO TO QUESTION 101)
- 4. Q4 (GO TO QUESTION 102)
- 5. Q5 (GO TO QUESTION 103)
- 6. Q6 (GO TO QUESTION 104)
- 7. Q7 (GO TO QUESTION 105)
- 8. Q8 (GO TO QUESTION 106)
- 9. Q9 (GO TO QUESTION 107)
- 10. Q10 (GO TO QUESTION 108)
- 11. Q11 (GO TO QUESTION 109)
- 12. Q12 (GO TO QUESTION 110)
- 13. Q13 (GO TO QUESTION 111)
- 14. Q14 (GO TO QUESTION 112)

COMPUTE #74

SKIP TO QUESTION 113

=====

99. Please rate the performance of the agency in PROTECTING THREATENED AND ENDANGERED SPECIES. (On a scale of 0 to 10.)

TNEJOB 11:248-249

LOWEST VALUE = 0
HIGHEST VALUE = 10

IF (#98 = 9) GO TO #113

100. Please rate the performance of the agency in RESTORING NATIVE FISH AND WILDLIFE SPECIES to the state. (On a scale of 0 to 10.)

NATIVJOB 12:1-2

LOWEST VALUE = 0
HIGHEST VALUE = 10

IF (#98 = 10) GO TO #113

101. Please rate the performance of the agency in CONSERVING FISH
AND WILDLIFE HABITAT. (On a scale of 0 to 10.)
HABJOB 12:3-4

□□□

LOWEST VALUE = 0
HIGHEST VALUE = 10

IF (#98 = 11) GO TO #113

102. Please rate the performance of the agency in ENFORCING FISH AND
GAME LAWS. (On a scale of 0 to 10.)
LAWJOB 12:5-6

□□□

LOWEST VALUE = 0
HIGHEST VALUE = 10

IF (#98 = 12) GO TO #113

103. Please rate the performance of the agency in MANAGING FISH
POPULATIONS OVERALL. (On a scale of 0 to 10.)
FISHJOB 12:7-8

□□□

LOWEST VALUE = 0
HIGHEST VALUE = 10

IF (#98 = 13) GO TO #113

104. Please rate the performance of the agency in MANAGING WILDLIFE
POPULATIONS. (On a scale of 0 to 10.)
WILDJOB 12:9-10

□□□

LOWEST VALUE = 0
HIGHEST VALUE = 10

IF (#98 = 14) GO TO #113

105. Please rate the performance of the agency in PROTECTING RESIDENTS AGAINST DISEASES from wild animals such as Lyme disease and rabies. (On a scale of 0 to 10.)

CTZNJOB 12:11-12

□□□

LOWEST VALUE = 0
HIGHEST VALUE = 10

IF (#98 = 1) GO TO #113

106. Please rate the performance of the agency in PROTECTING RESIDENTS FROM HARM from wildlife that may be dangerous. (On a scale of 0 to 10.)

HARMJOB 12:13-14

□□□

LOWEST VALUE = 0
HIGHEST VALUE = 10

IF (#98 = 2) GO TO #113

107. Please rate the performance of the agency in PROVIDING OPPORTUNITIES FOR THE GENERAL PUBLIC TO VIEW WILDLIFE. (On a scale of 0 to 10.)

VIEWJOB 12:15-16

□□□

LOWEST VALUE = 0
HIGHEST VALUE = 10

IF (#98 = 3) GO TO #113

108. Please rate the performance of the agency in PROVIDING RECREATIONAL FISHING OPPORTUNITIES. (On a scale of 0 to 10.)

FISHNJOB 12:17-18

□□□

LOWEST VALUE = 0
HIGHEST VALUE = 10

IF (#98 = 4) GO TO #113

109. Please rate the performance of the agency in PROVIDING LEGAL
HUNTING OPPORTUNITIES. (On a scale of 0 to 10.)
HUNTJOB 12:19-20

□□□

LOWEST VALUE = 0
HIGHEST VALUE = 10

IF (#98 = 5) GO TO #113

110. Please rate the performance of the agency in PROVIDING EDUCATIONAL
PROGRAMS REGARDING FISH AND WILDLIFE. (On a scale of 0 to 10.)
EDJOB 12:21-22

□□□

LOWEST VALUE = 0
HIGHEST VALUE = 10

IF (#98 = 6) GO TO #113

111. Please rate the performance of the agency in PROVIDING
OPPORTUNITIES FOR BOATING SAFETY EDUCATION. (On a scale of 0 to 10.)
BTJOB 12:23-24

□□□

LOWEST VALUE = 0
HIGHEST VALUE = 10

IF (#98 = 7) GO TO #113

112. Please rate the performance of the agency in PROVIDING
OPPORTUNITIES FOR HUNTING SAFETY EDUCATION. (On a scale of 0 to 10.)
HNTJOB 12:25-26

□□□

LOWEST VALUE = 0
HIGHEST VALUE = 10

IF (#98 = 8) GO TO #113

SKIP TO QUESTION 99

=====

113. STATE SPECIFIC QUESTIONS.

STATESPC 12:27-28

(CHECK ONLY ONE ANSWER)

- 1. Invalid answer. Select another.
- 2. Alabama (GO TO QUESTION 114)
- 3. Arkansas (GO TO QUESTION 117)
- 4. Florida (GO TO QUESTION 121)
- 5. Georgia (GO TO QUESTION 123)
- 6. Kentucky (GO TO QUESTION 125)
- 7. Louisiana (GO TO QUESTION 127)
- 8. Maryland (GO TO QUESTION 129)
- 9. Mississippi (GO TO QUESTION 132)
- 10. Missouri (GO TO QUESTION 135)
- 11. North Carolina (GO TO QUESTION 138)
- 12. Oklahoma (GO TO QUESTION 141)
- 13. South Carolina (GO TO QUESTION 143)
- 14. Tennessee (GO TO QUESTION 145)
- 15. Texas (GO TO QUESTION 156)
- 16. Virginia (GO TO QUESTION 148)
- 17. West Virginia (GO TO QUESTION 152)

COMPUTE #4

SKIP TO QUESTION 156

=====

[NOTE: QUESTIONS 114-115 AND 120-154 WERE FOR STATE-SPECIFIC QUESTIONS FOR STATES OTHER THAN ARKANSAS.]

2004 SEAFWA Constituent Attitudes Survey

Page 40

116. YOU DID NOT USE YOUR SPACE BAR
NOSPCAR1
PRESS ENTER TO TRY AGAIN

117. Which two of the following species groups should have the
highest priority for conservation funding in Arkansas?
(CHECK ONLY TWO.)

AR1 12:31-40

(CHECK ALL THAT APPLY)

- 1. Birds
- 2. Small mammals
- 3. Amphibians and reptiles
- 4. Watchable insects
- 5. Nongame fin fish
- 6. Mollusks (e.g., oysters, clams)
- 7. Crustaceans (e.g., lobsters, crabs, shrimp)
- 8. All should have the same priority
- 9. None
- 10. Don't know

IF (#117 = 0) GO TO #116

SKIP TO QUESTION 119

=====

118. YOU DID NOT USE YOUR SPACE BAR
NOSPCAR2
PRESS ENTER TO TRY AGAIN

119. Which two of the following habitat types should have the
highest priority for conservation funding in Arkansas?
(CHECK ONLY TWO.)

AR2 12:41-49

(CHECK ALL THAT APPLY)

- 1. Lakes, rivers, and streams
- 2. Forest lands
- 3. Wetlands
- 4. Grasslands
- 5. Agricultural lands
- 6. Community greenspace and parklands
- 7. All should have the same priority
- 8. None
- 9. Don't know

IF (#119 = 0) GO TO #118

SKIP TO QUESTION 156

=====

155. YOU DID NOT USE
YOUR SPACE BAR
NOSPAC7
PRESS ENTER TO TRY AGAIN

156. In general, where do you look for information on fish, wildlife,
hunting, fishing, wildlife watching or other forms of
wildlife-related outdoor recreation?
(PROBE where else do you look?) (DNR LIST; CHECK ALL THAT APPLY)
GETINF 14:34-49
(CHECK ALL THAT APPLY)

- 1. Agency Web site
- 2. Internet / WWW (Other than Agency Web site)
- 3. Newspapers
- 4. TV
- 5. Radio
- 6. Books
- 7. Magazines
- 8. Agency offices
- 9. Agency publication
- 10. Agency fish and game officer
- 11. License agent/sporting goods store
- 12. Friends/family/word-of-mouth
- 13. At park, recreation, or other activity area
- 14. Don't look
- 15. Don't know
- 16. Other (GO TO QUESTION 157)

IF (#156 = 0) GO TO #155

SKIP TO QUESTION 158

=====

157. ENTER OTHER SOURCE OF INFORMATION.
GETINFST 15:1-240

158. Now I'm going to read a list of sources of information on
fish and wildlife, and I'd like to know if you think the
source is very credible, somewhat credible, or not at all
credible as a source of information on fish and wildlife?
CREDIBLE
PRESS ENTER TO CONTINUE

159. RANDOMIZATION FOR CREDIBILITY OF SOURCES

CREDRAND 15:241-242

(CHECK ONLY ONE ANSWER)

- 1. Q1 (GO TO QUESTION 160)
- 2. Q2 (GO TO QUESTION 161)
- 3. Q3 (GO TO QUESTION 162)
- 4. Q4 (GO TO QUESTION 163)
- 5. Q5 (GO TO QUESTION 164)
- 6. Q6 (GO TO QUESTION 165)
- 7. Q7 (GO TO QUESTION 166)
- 8. Q8 (GO TO QUESTION 167)
- 9. Q9 (GO TO QUESTION 168)
- 10. Q10 (GO TO QUESTION 169)
- 11. Q11 (GO TO QUESTION 170)

SKIP TO QUESTION 171

160. Do you think the

#5 is

very credible, somewhat credible, or not at all credible?

(IMPORTANT: As a source of information on fish and wildlife)

(READ SCALE AS NECESSARY; PROMPT FOR DEGREE)

FANDWSC1 15:243

(CHECK ONLY ONE ANSWER)

- 1. Invalid answer. Select another. (GO TO QUESTION 160)
- 2. Very credible
- 3. Somewhat credible
- 4. Not at all credible
- 5. Don't know

IF (#159 = 2) GO TO #171

161. Do you think the State's environmental agency is very credible, somewhat credible, or not at all credible?
(IMPORTANT: As a source of information on fish and wildlife)
(READ SCALE AS NECESSARY; PROMPT FOR DEGREE)
DEPSCI 15:244
(CHECK ONLY ONE ANSWER)

- 1. Invalid answer. Select another. (GO TO QUESTION 161)
- 2. Very credible
- 3. Somewhat credible
- 4. Not at all credible
- 5. Don't know

IF (#159 = 3) GO TO #171

162. Do you think the U.S. Fish and Wildlife Service is very credible, somewhat credible, or not at all credible?
(IMPORTANT: As a source of information on fish and wildlife)
(READ SCALE AS NECESSARY; PROMPT FOR DEGREE)
FWSSCI 15:245
(CHECK ONLY ONE ANSWER)

- 1. Invalid answer. Select another. (GO TO QUESTION 162)
- 2. Very credible
- 3. Somewhat credible
- 4. Not at all credible
- 5. Don't know

IF (#159 = 4) GO TO #171

163. Do you think a biologist with the #5 is very credible, somewhat credible, or not at all credible?
(IMPORTANT: As a source of information on fish and wildlife)
(READ SCALE AS NECESSARY; PROMPT FOR DEGREE)
BIOLGIST 15:246
(CHECK ONLY ONE ANSWER)

- 1. Invalid answer. Select another. (GO TO QUESTION 163)
- 2. Very credible
- 3. Somewhat credible
- 4. Not at all credible
- 5. Don't know

IF (#159 = 5) GO TO #171

164. Do you think a professor of biology or natural resources at #6 is very credible, somewhat credible, or not at all credible?
(IMPORTANT: As a source of information on fish and wildlife)
(READ SCALE AS NECESSARY; PROMPT FOR DEGREE)
EDUSCI 15:247
(CHECK ONLY ONE ANSWER)

- 1. Invalid answer. Select another. (GO TO QUESTION 164)
- 2. Very credible
- 3. Somewhat credible
- 4. Not at all credible
- 5. Don't know

IF (#159 = 6) GO TO #171

165. Do you think the National Wildlife Federation is very credible, somewhat credible, or not at all credible?
(IMPORTANT: As a source of information on fish and wildlife)
(READ SCALE AS NECESSARY; PROMPT FOR DEGREE)
NWF 15:248
(CHECK ONLY ONE ANSWER)

- 1. Invalid answer. Select another. (GO TO QUESTION 165)
- 2. Very credible
- 3. Somewhat credible
- 4. Not at all credible
- 5. Don't know

IF (#159 = 7) GO TO #171

166. Do you think The American Society for the Prevention of Cruelty to Animals (ASPCA) is very credible, somewhat credible, or not at all credible? (IMPORTANT: As a source of information on fish and wildlife)
(READ SCALE AS NECESSARY; PROMPT FOR DEGREE)
ASPCA 15:249
(CHECK ONLY ONE ANSWER)

- 1. Invalid answer. Select another. (GO TO QUESTION 166)
- 2. Very credible
- 3. Somewhat credible
- 4. Not at all credible
- 5. Don't know

IF (#159 = 8) GO TO #171

167. Do you think a local environmental organization is very credible, somewhat credible, or not at all credible?

(IMPORTANT: As a source of information on fish and wildlife)

(READ SCALE AS NECESSARY; PROMPT FOR DEGREE)

ENVORG 15:250

(CHECK ONLY ONE ANSWER)

- 1. Invalid answer. Select another. (GO TO QUESTION 167)
- 2. Very credible
- 3. Somewhat credible
- 4. Not at all credible
- 5. Don't know

IF (#159 = 9) GO TO #171

168. Do you think a

#5

#7 is very credible,

somewhat credible, or not at all credible? (IMPORTANT: As a source of information on fish and wildlife)

(READ SCALE AS NECESSARY; PROMPT FOR DEGREE)

WARDEN 16:1

(CHECK ONLY ONE ANSWER)

- 1. Invalid answer. Select another. (GO TO QUESTION 168)
- 2. Very credible
- 3. Somewhat credible
- 4. Not at all credible
- 5. Don't know

IF (#159 = 10) GO TO #171

169. Do you think a local sportsmen's organization is very credible, somewhat credible, or not at all credible?

(IMPORTANT: As a source of information on fish and wildlife)

(READ SCALE AS NECESSARY; PROMPT FOR DEGREE)

SPORTORG 16:2

(CHECK ONLY ONE ANSWER)

- 1. Invalid answer. Select another. (GO TO QUESTION 169)
- 2. Very credible
- 3. Somewhat credible
- 4. Not at all credible
- 5. Don't know

IF (#159 = 11) GO TO #171

170. Do you think People for the Ethical Treatment of Animals (PETA) is very credible, somewhat credible, or not at all credible? (IMPORTANT: As a source of information on fish and wildlife)
 (READ SCALE AS NECESSARY; PROMPT FOR DEGREE)
 PETA 16:3
 (CHECK ONLY ONE ANSWER)

- 1. Invalid answer. Select another. (GO TO QUESTION 170)
- 2. Very credible
- 3. Somewhat credible
- 4. Not at all credible
- 5. Don't know

IF (#159 = 1) GO TO #171

SKIP TO QUESTION 160

171. Now I'd like to ask some questions about your opinions on fish and wildlife and natural resources. I'm going to read several statements, and I'd like to know if you agree or disagree with each one.

WILDOP

PRESS ENTER TO CONTINUE

172. RANDOMIZATION FOR WILDLIFE VALUES.

WLDOPRND 16:4

(CHECK ONLY ONE ANSWER)

- 1. Q1 (GO TO QUESTION 173)
- 2. Q2 (GO TO QUESTION 174)
- 3. Q3 (GO TO QUESTION 175)
- 4. Q4 (GO TO QUESTION 176)
- 5. Q5 (GO TO QUESTION 177)
- 6. Q6 (GO TO QUESTION 178)

SKIP TO QUESTION 179

173. Hunting and fishing are part of the scientific management of fish and wildlife populations. Do you agree or disagree with this statement? (READ SCALE AS NECESSARY; PROMPT FOR DEGREE)

SCIMGMT 16:5

(CHECK ONLY ONE ANSWER)

- 1. Invalid answer. Select another. (GO TO QUESTION 173)
- 2. Strongly agree
- 3. Moderately agree
- 4. Neither agree nor disagree
- 5. Moderately disagree
- 6. Strongly disagree
- 7. Don't know

IF (#172 = 2) GO TO #179

174. The use and development of land should be restricted to protect fish and wildlife. Do you agree or disagree with this statement? (READ SCALE AS NECESSARY; PROMPT FOR DEGREE)

LANDUSE 16:6

(CHECK ONLY ONE ANSWER)

- 1. Invalid answer. Select another. (GO TO QUESTION 174)
- 2. Strongly agree
- 3. Moderately agree
- 4. Neither agree nor disagree
- 5. Moderately disagree
- 6. Strongly disagree
- 7. Don't know

IF (#172 = 3) GO TO #179

175. Landowners should be allowed to develop their land regardless of its impact on wildlife. Do you agree or disagree with this statement? (READ SCALE AS NECESSARY; PROMPT FOR DEGREE)

DEVLAND 16:7

(CHECK ONLY ONE ANSWER)

- 1. Invalid answer. Select another. (GO TO QUESTION 175)
- 2. Strongly agree
- 3. Moderately agree
- 4. Neither agree nor disagree
- 5. Moderately disagree
- 6. Strongly disagree
- 7. Don't know

IF (#172 = 4) GO TO #179

176. I can make a significant difference in conserving fish and wildlife habitat. Do you agree or disagree with this statement? (READ SCALE AS NECESSARY; PROMPT FOR DEGREE)

DFFRNC 16:8

(CHECK ONLY ONE ANSWER)

- 1. Invalid answer. Select another. (GO TO QUESTION 176)
- 2. Strongly agree
- 3. Moderately agree
- 4. Neither agree nor disagree
- 5. Moderately disagree
- 6. Strongly disagree
- 7. Don't know

IF (#172 = 5) GO TO #179

177. I feel that efforts to conserve wildlife habitat in #4 are adequate. Do you agree or disagree with this statement? (READ SCALE AS NECESSARY; PROMPT FOR DEGREE)

EFFORTS 16:9

(CHECK ONLY ONE ANSWER)

- 1. Invalid answer. Select another. (GO TO QUESTION 177)
- 2. Strongly agree
- 3. Moderately agree
- 4. Neither agree nor disagree
- 5. Moderately disagree
- 6. Strongly disagree
- 7. Don't know

IF (#172 = 6) GO TO #179

178. If it came down to a choice between conserving wildlife habitat or providing land for new homes, we should always side with providing new homes for the residents of our state. Do you agree or disagree with this statement?
(READ SCALE AS NECESSARY; PROMPT FOR DEGREE)
NEWHOMES 16:10
(CHECK ONLY ONE ANSWER)

- 1. Invalid answer. Select another. (GO TO QUESTION 178)
- 2. Strongly agree
- 3. Moderately agree
- 4. Neither agree nor disagree
- 5. Moderately disagree
- 6. Strongly disagree
- 7. Don't know

IF (#172 = 1) GO TO #179

SKIP TO QUESTION 173
=====

179. RANDOMIZATION FOR HUNTING/FISHING/TRAPPING
OPRAND 16:11
(CHECK ONLY ONE ANSWER)

- 1. Hunting (GO TO QUESTION 180)
- 2. Fishing (GO TO QUESTION 181)
- 3. Trapping (GO TO QUESTION 182)

SKIP TO QUESTION 183
=====

180. In general, do you approve or disapprove of LEGAL hunting?
(READ SCALE AS NECESSARY; PROMPT FOR DEGREE)
HUNTOP 16:12
(CHECK ONLY ONE ANSWER)

- 1. Invalid answer. Select another. (GO TO QUESTION 180)
- 2. Strongly approve
- 3. Moderately approve
- 4. Neither approve nor disapprove
- 5. Moderately disapprove
- 6. Strongly disapprove
- 7. Don't know

IF (#179 = 2) GO TO #183

181. In general, do you approve or disapprove of LEGAL RECREATIONAL fishing? (READ SCALE AS NECESSARY; PROMPT FOR DEGREE)

FISHOP 16:13

(CHECK ONLY ONE ANSWER)

- 1. Invalid answer. Select another. (GO TO QUESTION 181)
- 2. Strongly approve
- 3. Moderately approve
- 4. Neither approve nor disapprove
- 5. Moderately disapprove
- 6. Strongly disapprove
- 7. Don't know

IF (#179 = 3) GO TO #183

182. In general, do you approve or disapprove of LEGAL REGULATED trapping? (READ SCALE AS NECESSARY; PROMPT FOR DEGREE)

TRAPOP 16:14

(CHECK ONLY ONE ANSWER)

- 1. Invalid answer. Select another. (GO TO QUESTION 182)
- 2. Strongly approve
- 3. Moderately approve
- 4. Neither approve nor disapprove
- 5. Moderately disapprove
- 6. Strongly disapprove
- 7. Don't know

IF (#179 = 1) GO TO #183

SKIP TO QUESTION 180

=====

183. Have you ever contacted the

#5

for information or assistance?

CONTACT 16:15

(CHECK ONLY ONE ANSWER)

- 1. Invalid answer. Select another. (GO TO QUESTION 183)
- 2. Yes
- 3. No (GO TO QUESTION 191)
- 4. Don't know (GO TO QUESTION 191)

SKIP TO QUESTION 185

=====

184. YOU DID NOT USE
 YOUR SPACE BAR
 NOSPAC8
 PRESS ENTER TO TRY AGAIN

185. How did you contact the #5?
 (DNR LIST; CHECK ALL THAT APPLY)
 CNTCT 16:16-20
 (CHECK ALL THAT APPLY)

- 1. In-person
- 2. Mail
- 3. Telephone
- 4. E-mail or internet
- 5. OTHER (SPECIFY) (GO TO QUESTION 186)

IF (#185 = 0) GO TO #184

SKIP TO QUESTION 188

=====

186. ENTER OTHER METHOD OF CONTACT.
 CNTCTST 17:1-240

SKIP TO QUESTION 188

=====

187. YOU DID NOT USE
 YOUR SPACE BAR
 NOSPAC9
 PRESS ENTER TO TRY AGAIN

188. What type of assistance or information were you seeking?

(DNR LIST; CHECK ALL THAT APPLY)

WHTINF 18:1-14

(CHECK ALL THAT APPLY)

- 1. Information about hunting: places to hunt, hunting season
- 2. Information about fishing: places to fish, fishing season
- 3. Information about boating
- 4. Hunting license information, application
- 5. Fishing license information, application
- 6. Boat registration
- 7. Information about viewing wildlife: locations, opportunities
- 8. Information in general about the wildlife in the state
- 9. Conserving fish and wildlife or fish and wildlife habitat
- 10. Information about nuisance wildlife
- 11. Nuisance wildlife removal
- 12. Reporting a fish or wildlife violation
- 13. Assistance with my land
- 14. Other (SPECIFY) (GO TO QUESTION 189)

IF (#188 = 0) GO TO #187

SKIP TO QUESTION 190

189. ENTER OTHER TYPE OF ASSISTANCE OR INFORMATION.

WHTINFST 19:1-240

190. Overall, would you say you were satisfied or dissatisfied with the contact with the #5?

SATCNTCT 19:241

(CHECK ONLY ONE ANSWER)

- 1. Invalid answer. Select another. (GO TO QUESTION 190)
- 2. Very satisfied
- 3. Somewhat satisfied
- 4. Neither satisfied nor dissatisfied
- 5. Somewhat dissatisfied
- 6. Very dissatisfied
- 7. Don't know

191. How likely are you to contact the
#5
for information or assistance in the future?
FUTURE 19:242
(CHECK ONLY ONE ANSWER)

- 1. Invalid answer. Select another. (GO TO QUESTION 191)
- 2. Very likely
- 3. Somewhat likely
- 4. Not at all likely
- 5. Don't know

192. Do you consider yourself an angler or fisherman?
(IF ASKED: ANGLER REFERS TO FISHERMAN.)
DOFISH 19:243
(CHECK ONLY ONE ANSWER)

- 1. Invalid answer. Select another. (GO TO QUESTION 192)
- 2. Yes
- 3. No
- 4. Don't know

193. In the past 5 years have you OR ANY MEMBER OF YOUR HOUSEHOLD
gone fishing in #4?
GOFISH 19:244
(CHECK ONLY ONE ANSWER)

- 1. Invalid answer. Select another. (GO TO QUESTION 193)
- 2. Yes
- 3. No
- 4. Don't know

194. Do you consider yourself a hunter?
DOHUNT 19:245
(CHECK ONLY ONE ANSWER)

- 1. Invalid answer. Select another. (GO TO QUESTION 194)
- 2. Yes
- 3. No
- 4. Don't know

195. In the past 5 years have you OR ANY MEMBER OF YOUR HOUSEHOLD gone hunting in #4?

GOHUNT 19:246

(CHECK ONLY ONE ANSWER)

- 1. Invalid answer. Select another. (GO TO QUESTION 195)
- 2. Yes
- 3. No
- 4. Don't know

196. In the past 12 months have you OR ANY MEMBER OF YOUR HOUSEHOLD taken a trip or outing OF AT LEAST 1 MILE from home for the primary purpose of observing, feeding, or photographing fish and/or wildlife in #4?. (This does not include in zoos, museums, aquariums, circuses, or amusement parks.)

GOVIEW 19:247

(CHECK ONLY ONE ANSWER)

- 1. Invalid answer. Select another. (GO TO QUESTION 196)
- 2. Yes
- 3. No
- 4. Don't know

197. Have you ever attended an educational program that dealt with fish or wildlife, such as a class, wildlife demonstration, or talk?

ATTENDED 19:248

(CHECK ONLY ONE ANSWER)

- 1. Invalid answer. Select another. (GO TO QUESTION 197)
- 2. Yes
- 3. No
- 4. Don't know

198. Great! We are just about through. The final questions are for background information and help us analyze the results.

DEMO

PLEASE PRESS ENTER TO CONTINUE...

199. Do you consider your place of residence to be in a large city or urban area, a suburban area, a small city/town, or a rural area?

RESIDE 19:249

(CHECK ONLY ONE ANSWER)

- 1. Invalid answer. Select another. (GO TO QUESTION 199)
- 2. Large city or urban area
- 3. Suburban area
- 4. Small city or town
- 5. Rural area
- 6. DNR: REFUSED

200. What is the total number of people living in your household, including yourself? (ENTER 88 FOR REFUSED)

NUMLIVE 20:1-2

□□□

HIGHEST VALUE = 98

201. How many children, age 17 or younger, do you have living in your household? (ENTER 88 FOR REFUSED)

NUMKIDS 20:3-4

□□□

HIGHEST VALUE = 98

202. Do you rent or own your current place of residence?

RENTOWN 20:5

(CHECK ONLY ONE ANSWER)

- 1. Invalid answer. Select another. (GO TO QUESTION 202)
- 2. Rent
- 3. Own
- 4. Occupy without cash rent
- 5. DNR: REFUSED

203. How many consecutive years have you lived in your community? (ENTER 888 FOR REFUSED)

YRSCOMM 20:6-8

□□□□

HIGHEST VALUE = 888

204. How many consecutive years have you lived in #4?
(ENTER 888 FOR REFUSED)

YRSSTATE 20:9-11

HIGHEST VALUE = 888

205. Do you access the Internet daily, sometimes,
rarely, or never? (READ SCALE AS NECESSARY)

WWWACC 20:12

(CHECK ONLY ONE ANSWER)

- 1. Invalid answer. Select another. (GO TO QUESTION 205)
- 2. Daily
- 3. Sometimes
- 4. Rarely
- 5. Never
- 6. Don't know

206. What is your marital status?

STATUS 20:13

(CHECK ONLY ONE ANSWER)

- 1. Invalid answer. Select another. (GO TO QUESTION 206)
- 2. Married
- 3. Single
- 4. Widowed
- 5. DNR: REFUSED

207. What is the highest grade level you have completed in school?
(READ LIST AS NECESSARY)

LEVED 20:14

(CHECK ONLY ONE ANSWER)

- 1. (DNR: Invalid answer. Select another.) (GO TO QUESTION 207)
- 2. Not a High School graduate
- 3. High school graduate or equivalent
- 4. Some college or trade school, no degree
- 5. Associate degree or trade school degree
- 6. Bachelor's degree
- 7. Master's degree
- 8. Professional (e.g., M.D.) or doctorate degree
- 9. (DNR: REFUSED)

2004 SEAFWA Constituent Attitudes Survey

Page 68

208. Which of these categories best describes your total
HOUSEHOLD income before taxes last year?
(READ SCALE)

INCOME 20:15

(CHECK ONLY ONE ANSWER)

1. (DNR: Invalid answer. Select another.) (GO TO QUESTION 208)
 2. Less than \$20,000
 3. \$20,000 to \$39,999
 4. \$40,000 to \$59,999
 5. \$60,000 to \$79,999
 6. \$80,000 to \$99,999
 7. \$100,000 or more
 8. (DNR: DON'T KNOW)
 9. (DNR: REFUSED)

209. And finally, may I ask your age?
(ENTER ? FOR DON'T KNOW; ENTER 888 FOR REFUSED)

AGE 20:16-18

|_|_|_|

LOWEST VALUE = 1

210. That's the end of the questionnaire, thank you very much for your
time and cooperation!
(ENTER ANY ADDITIONAL COMMENTS; IN FIRST PERSON; 240 CHARACTERS)
END 21:1-240

211. OBSERVE AND RECORD RESPONDENT'S GENDER
GENDER 21:241

(CHECK ONLY ONE ANSWER)

1. Invalid answer. Select another. (GO TO QUESTION 211)
 2. Male
 3. Female
 4. Don't know

212. TIME INTERVIEW WAS COMPLETED
ENDTIME 21:242-246

|_|_|_|_|

2004 SEAFWA Constituent Attitudes Survey Page 69

213. Please enter your initials in LOWERCASE ONLY!
INTVRINT 21:247-249

|_|_|_|

214. Enter the area code and telephone number of number dialed.
TELEPHON 22:1-10

|_|_|_|-|_|_|_|-|_|_|_|_|

LOWEST VALUE = 1

215. SAVE OR ERASE INTERVIEW.
DO NOT ERASE A COMPLETED INTERVIEW!
FINISH 22:11
(CHECK ONLY ONE ANSWER)

- 1. Save answers (GO TO QUESTION 217)
- 2. Erase answers
- 3. Review answers (GO TO QUESTION 8)

216. ARE YOU SURE YOU WANT TO ERASE THIS INTERVIEW?
ONLY ERASE IF: CB, AM, NA, BZ
MAKESURE 22:12
(CHECK ONLY ONE ANSWER)

- 1. No, do not erase the answers (GO TO QUESTION 215)
- 2. Yes, erase this interview

217. Date call was made
INTV DAT 22:13-20

|_|_|_|_|-|_|_|-|_|_|
Year Month Day

SAVE IF (#215 = 1)

ABOUT RESPONSIVE MANAGEMENT

Responsive Management is a nationally recognized public opinion and attitude survey research firm specializing in natural resource and outdoor recreation issues. Its mission is to help natural resource and outdoor recreation agencies and organizations better understand and work with their constituents, customers, and the public.

Utilizing its in-house, full-service, computer-assisted telephone and mail survey center with 65 professional interviewers, Responsive Management has conducted more than 1,000 telephone surveys, mail surveys, personal interviews, and focus groups, as well as numerous marketing and communications plans, need assessments, and program evaluations on natural resource and outdoor recreation issues.

Clients include most of the federal and state natural resource, outdoor recreation, and environmental agencies, and most of the top conservation organizations. Responsive Management also collects attitude and opinion data for many of the nation's top universities, including the University of Southern California, Virginia Tech, Colorado State University, Auburn, Texas Tech, the University of California—Davis, Michigan State University, the University of Florida, North Carolina State University, Penn State, West Virginia University, and others.

Among the wide range of work Responsive Management has completed during the past 15 years are studies on how the general population values natural resources and outdoor recreation, and their opinions on and attitudes toward an array of natural resource-related issues. Responsive Management has conducted dozens of studies of selected groups of outdoor recreationists, including anglers, boaters, hunters, wildlife watchers, birdwatchers, park visitors, historic site visitors, hikers, and campers, as well as selected groups within the general population, such as landowners, farmers, urban and rural residents, women, senior citizens, children, Hispanics, Asians, and African-Americans. Responsive Management has conducted studies on environmental education, endangered species, waterfowl, wetlands, water quality, and the reintroduction of numerous species such as wolves, grizzly bears, the California condor, and the Florida panther.

Responsive Management has conducted research on numerous natural resource ballot initiatives and referenda and helped agencies and organizations find alternative funding and increase their memberships and donations. Responsive Management has conducted major agency and organizational program needs assessments and helped develop more effective programs based upon a solid foundation of fact. Responsive Management has developed Web sites for natural resource organizations, conducted training workshops on the human dimensions of natural resources, and presented numerous studies each year in presentations and as keynote speakers at major natural resource, outdoor recreation, conservation, and environmental conferences and meetings.

Responsive Management has conducted research on public attitudes toward natural resources and outdoor recreation in almost every state in the United States, as well as in Canada, Australia, the United Kingdom, France, Germany, and Japan. Responsive Management routinely conducts surveys in Spanish and has also conducted surveys and focus groups in Chinese, Korean, Japanese, and Vietnamese.

Responsive Management's research has been featured in most of the nation's major media, including CNN's *Crossfire*, ESPN, *The Washington Post*, *The Washington Times*, *The New York Times*, *Newsweek*, *The Wall Street Journal*, and on the front page of *USA Today*.